

---

# Education Statistics Annual Abstract 2010E.C (2017/18 G.C)

---

City Government of Addis Ababa Education Bureau  
January 2018  
Addis Ababa

## Education Statistics Annual Abstract 2010 E.C (2017/18 G.C)

---

Address	
Tel.	+251-111-22-38-94
Website	<a href="http://www.aaceb.gov.et">www.aaceb.gov.et</a>
Email	<a href="mailto:aacaebc@gmail.com">aacaebc@gmail.com</a>
Facebook	<a href="http://WWW.facebook.com/aacebc">WWW.facebook.com/aacebc</a>

---

A complete set of the annual abstract publication is available in the following addresses:  
Educational Plan and Budget Monitoring and Evaluation Directorate, EMIS Team.

Contact Person	Position	Contact Address
<i>Biniyam Aweke</i>	<i>EMIS Expert</i>	<a href="mailto:binimen2005@gmail.com">binimen2005@gmail.com</a>
<i>Desta Abrham</i>	<i>EMIS Expert</i>	<a href="mailto:destaabrham11@gmail.com">destaabrham11@gmail.com</a>
<i>Gashaw Aklilu</i>	<i>EMIS Expert</i>	<a href="mailto:gashawaklilu4@gmail.com">gashawaklilu4@gmail.com</a>
<i>Gebeyanesh Tesfaye</i>	<i>EMIS Expert</i>	<a href="mailto:gebeya.tes2013@yahoo.com">gebeya.tes2013@yahoo.com</a>



# Education Statistics Annual Abstract 2010 E.C (2017/18 G.C)

---

## Forward

Along with the key tasks of the City Government of Addis Ababa Education Bureau (CGAAEB) publishing city level yearly accomplishment statistics in the education sector is the one given paramount importance. Obviously, this task claims CGAAEB to go through the process of amassing data from each sub-city education office in the city, compiling, interpreting, analyzing and validating the blueprint by internal stakeholders.

In line with this the 2010E.C (2017/18) Education Statistics Annual Abstract is prepared to have a nature of depicting the significant progress, that has been exhibited by the education bureau since 2005 E.C, in creating access, promoting equity, relevance and quality at all levels. Not only this but also it provides the achievements it champions in the expansion of schools, tightening gender disparity, delivery of appropriate teaching learning material, enhancement in the qualification of teachers together with its school leaders. Evidently, this is in compliance with the Country's endeavor that has made education a key right of way in all its improvement deeds with a strong passion that excellence in education and training is both preliminary to citizens' development and decisively coupled with broad-based economic growth and democratic governance.

Boosting access, quality and relevance of education necessitates a well-organized and supply of data secured from every corner of the sector. Cognizant of this the Education Bureau has been closely working with partners to meet the information demand of this abstract.

To this end, the City Government of Addis Ababa Education Bureau since a couple of years ago has deployed a system of collecting contemporary, trustworthy and precise education information and established appropriate techniques of reporting. For this reason, the Bureau is pleased in organizing and issuing the annual abstract of the year (2010E.C./2017/18).

The abstract encompasses students' enrollment, repetition and dropout rates, population of teachers and school leaders, gender parity index, special need education, integrated functional adult education, educational finance and school water sanitation at different levels ranging from pre- primary to preparatory in government and non- government schools of Addis Ababa.

In sum, the City Administration of Addis Ababa Education Bureau is confident as this document will serve as a source of data from which inquiring educators, researchers, policy makers and other stakeholders may fetch trust worthy information on one hand. It also believes that this Statistical Annual Abstract could possibly serve as an indicator to performance of the education system within its jurisdiction. Finally, the Bureau would like to ascertain its readiness to be at your service in case of clarification and other needs on related issues.

Tabor G/Medhin (DTL)

Head, City Government of A.A Education Bureau



# Education Statistics Annual Abstract 2010 E.C (2017/18 G.C)

---

## Acknowledgement

The City Government of Addis Ababa Education Bureau is indebted to all stakeholders who played meaningful role and significantly supply inputs for the preparation and development of this Annual Abstract. The commitment of the Bureau Directorates and Team members and Sub-City Experts has been of great value in scaling up the quality and the realization of this document. In the course of preparation this Annual Educational Statistics, amongst the participants, Plan, Budget, Monitoring and Evaluation Directorate Director together with the staff members have been spirited forerunners in leading the task force passionately.

Other professionals from the Bureau's Directorates, who have been proactively engaged in the entire process, Ato Hailu Dinka (Senior Researcher), and Ato Solomon Wondimu (Curriculum expert) deserve special acknowledgement for their enthusiasm and work of dependability

Finally, the Education Bureau would like to extend its thanks to all professionals who adequately discharged their due responsibilities in the groundwork. The Bureau would also like to acknowledge the Sub City and, Woreda Education Offices as well as schools for their cooperation and concern in the delivery of information during the process of data collection. Special thank goes to UNICEF Ethiopia for covering the expenses required to run the task of producing this Annual statistical abstract.



# Education Statistics Annual Abstract 2010 E.C (2017/18 G.C)

---

## INTRODUCTION

In the contemporary world where accurate information plays a determinant role in all walks of life, producing systematically compiled and organized information is not a matter of choice but necessity for the stakeholders and others looking for it.

Unquestionably, the need to have reliable information in education sector is beyond compare as the area works on human beings and generation. This leads to capitalize the use of well-refined, relevant and trustworthy information to all comings and goings and attainments of the education system. Cognizant of this essential role of educational statistics, the City Government of Addis Ababa Education Bureau has been doing its level best for the publication of trustworthy and timely educational statistics abstract.

In the process of addressing this objective, the City Government of Addis Ababa Education Bureau has been intimately and resolutely busy in giving educational data through its annual statistical abstract through collected and organized education data obtained from Sub cities and Woreda education offices together with schools.

This Annual Abstract encompasses both descriptive and analytical summaries of Students' enrollment, Teachers' qualification, School leaders' profiles, Schools and WASH, School facilities and others.

Note to the users: - Some data are not available in consecutive years.



## Table of Contents

1. Overview of the education system .....	1
1.1 Structure of the Education system.....	2
1.2 The Addis Ababa Education System “At a Glance” .....	3
2. Summarized data .....	7
3. Key indicators and analysis .....	12
3.1 Preprimary education .....	13
3.1.1 Number of Preprimary Schools.....	13
3.1.2 Gross Enrollment Rate (GER) .....	15
3.1.3 Net Enrollment Rate (NER) .....	15
3.1.4 Gender Parity Index (GPI) .....	16
3.1.5 Pupil Teacher Ratio (PTR).....	16
3.1.6 Pupil Section Ratio (PSR).....	18
3.2. Primary education .....	19
3.2.1 Access and Coverage of Primary Education.....	20
3.2.1.1 Apparent Intake Rate (AIR) .....	20
3.2.1.2 Net Intake Rate (NIR) .....	20
3.2.1.3 GER of Primary (Grade 1-8) Grade Level.....	21
3.2.1.4. GER Primary 1st cycle (Grade 1-4).....	21
3.2.1.5 GER for Primary 2nd cycle (Grade 5-8).....	22
3.2.1.6 Net Enrollment Rate (NER).....	22
3.2.1.7 NER Primary 1st cycle (Grade 1-4).....	23
3.2.1.8 NER Primary 2nd cycle (Grade 5-8).....	23
3.2.1.9 Adjusted primary Net enrollment rate.....	24
3.2.2. Gender Parity Index (GPI) .....	24
3.2.3 Pupil Teacher Ratio (PTR).....	25
3.2.4 Pupil Section Ratio (PSR).....	26
3.2.5 Internal Efficiency in primary schools.....	27
3.2.5.1 Dropout Rate .....	27



# Education Statistics Annual Abstract 2010 E.C (2017/18 G.C)

---

3.2.5.2 Repetition Rate.....	28
3.2.5.3 Survival Rate.....	29
3.2.5.4 Completion Rate .....	29
3.2.5.5 Promotion rate.....	30
3.3 Alternative Basic Education (ABE).....	31
3.4 Secondary Education (Grade 9-12).....	31
3.4.1 No of General Secondary and Preparatory School.....	31
3.4.2. Gross Enrollment Rate (GER) for Grades 9-12 .....	32
3.4.3. Net Enrollment Rate (NER) Grade 9-12.....	32
3.4.4. Enrollment in Preparatory schools (Grade 11-12) .....	33
3.4.5. Gender Parity Index (GPI) .....	33
3.4.6. Pupil Teachers Ratio in secondary school (PTR).....	34
3.4.7. Pupil Section Ratio (PSR).....	35
3.4.8 Internal Efficiency in secondary schools .....	36
3.4.8.1 Dropout rate of grade 9 .....	36
3.4.8.2 Dropout rate of grade 11 .....	37
3.4.8.3 Repetition rate of grade 9.....	38
3.4.8.4 Promotion rate of grade 10.....	38
3.4.8.4 Promotion rate of grade 12.....	39
3.5. Integrated Functional Adult Education (IFAE).....	40
3.6 School Feeding.....	41
3.7. School Facility .....	41
3.8: Pupils with Disability.....	44
3.9 Teachers and School leadership.....	48
3.9.1 Teachers .....	48
3.9.2 Teachers with Disability .....	54
3.9.3 Principal and Supervisor .....	55
3.9.3.1 School Leaders by Qualification.....	55
3.10 School water, sanitation and hygiene (WASH) .....	59
3.12 External Inspection result (2006 – 2010 E.C).....	76



## Education Statistics Annual Abstract 2010 E.C (2017/18 G.C)

---

3.12.1 External Inspection coverage in each school level (2006 – 2010 E.C).....	76
3.12.2 School levels by External inspection .....	77
3.12.3 External inspection in each subcity by School levels (2010E.C).....	78
4. Education Finance .....	80
4.1 Share of Education Budget .....	81
4.2 Public Budget Allocation .....	82
4.3 Community Voluntary Contribution .....	82
4.4 Development Partners Assistance .....	83
4.4.1 School grant .....	84
4.4.1.2 Amount of School Grant .....	84
5. Detail Table .....	86





## List of Tables

Table 2. 1 School Age Population 2010 E.C (2017/18).....	8
Table 2. 2: School types.....	8
Table 2.3: Enrollments.....	9
Table 2.4: Enrollment by Sub City .....	10
Table 2.5 Teaching Staff.....	11
Table 3.1: “O” Class Enrollment and school.....	14
Table 3.2: PTR in Government and non-government preprimary schools .....	17
Table 3.3: PSR in Government, and Non-Government Pre-primary schools .....	18
Table 3.4: Gross Enrollment Rate (GER) of Primary (Grade 1-8) Trends .....	21
Table 3.5: Gross Enrollment Rate (GER) of Primary Grade 1-4 Trends.....	21
Table 3.6: Gross Enrollment Rate (GER) of Primary Grade 5-8 Trends.....	22
Table 3.7: Adjusted primary Net Enrollment Rate (ANER).....	24
Table 3.8: PTR in Government and non-government primary schools .....	25
Table 3.9: PSR in Government, and Non-Government primary schools.....	26
Table 3.10: Promotion rate of grade 8 students .....	30
Table 3.11: Pupil teacher ratio in government and non-government secondary schools /2008 to 2010E.C/ .....	34
Table 3.12: Pupil Section ratio in government and non-government secondary and preparatory schools	35
Table 3.13: School Feeding Program beneficiaries at sub city level .....	41
Table 3.14: School Facility of Primary Schools 2010 E.C (2017/18) .....	42
Table 3.15: School Facility in secondary and preparatory schools (Both Private and Government schools) .....	43
Table 3.16: Pre-primary Education Enrollment of pupils with Disability .....	44
Table 3.17: Primary Education (grade 1-8) Enrollment of Pupils with Disability .....	45
Table 3.18: The Secondary Education (grade 9-12) Enrollment of pupils with Disability.....	46
Table 3.19: The enrollment of Pupils with Disability from Year 2006 E.C-2010 E.C.....	47
Table 3.20: The enrollment of students with Disability in all levels (2010 E.C).....	47
Table 3.21: Total Qualification of teachers in preprimary (2010E.C).....	48
Table 3.22: Government pre-primary school teachers (2010E.C) .....	48
Table 3.23: Non-government pre- primary school teachers (2010E.C).....	49
Table 3.24: Qualification of teachers in primary schools (2010E.C).....	49
Table 3.25: Government primary school teachers (2010E.C).....	50
Table 3.26: Non-government primary schools teachers (2010E.C).....	50
Table 3.27: Qualification of teachers in secondary schools (Grade9-10) .....	51
Table 3.28: Government secondary /grades 9-10/schools teachers .....	51
Table 3.29: Non-Government secondary /grades 9-10/schools teachers .....	52
Table 3.30: Qualification of teachers in Preparatory schools /grades 11-12/ .....	52
Table 3.31: Government preparatory /grades 11 - 12/ schools teachers .....	53
Table 3.32: Non-Government preparatory /grades 11 - 12/ schools teachers .....	53
Table 3.33: Teachers with Disability .....	54
Table 3.34: Primary Government Principals (2010E.C).....	55
Table 3.35: Cluster Supervisors (2010E.C) .....	56



## Education Statistics Annual Abstract 2010 E.C (2017/18 G.C)

---

Table 3.36: Primary Non-Government (2010E.C).....	56
Table 3.37: Secondary and Preparatory Government (2010E.C) .....	57
Table 3.38: Secondary and preparatory Supervisors (2010E.C).....	57
Table 3.39: Secondary and Preparatory Private and other (2010E.C) .....	58
Table 3.40: WASH in Government Pre-primary schools (2010E.C).....	59
Table 3.41: WASH in non government Preprimary Schools (2010E.C) .....	62
Table 3.42: Wash in Government primary (2010 E.C).....	64
Table 3.43: Non-Government primary schools (2010E.C).....	66
Table 3.44: WASH in Government Secondary School (2010E.C).....	68
Table 3.45: Non-Government Secondary School (2010E.C).....	70
Table 3.46: School Co-Curricular in Government Primary Schools (2010E.C).....	72
Table 3.47: School Co-Curricular in Private and Others Primary Schools (2010E.C).....	73
Table 3.48: School Co-Curricular in Government Secondary and Preparatory Schools (2010E.C) .....	74
Table 3.49: School clubs in private and other nongovernment secondary and preparatory schools .....	75
Table 3.50: External Inspection coverage in each school level .....	76
Table 3.51: School levels by External inspection .....	77
Table 4.1: Budget allocated by City Government.....	81
Table 4.2: The amount of allocated public budget for education Sector for previous years.....	82
Table 4.3: Community participation .....	82
Table 4.4: International Donors Financial Aid from the year 2004 (2011/12) - 2009 (2016/2017) in birr	83
Table 4.5: Minimum ‘regular’ grant amounts per student for each cycle.....	84
Table 4.6: School grant budget distribution by sub city .....	85



# Education Statistics Annual Abstract 2010 E.C (2017/18 G.C)

## List of Chart

Chart 3.1: Number of Preprimary Schools.....	13
Chart 3.2: Number of pre-primary schools in Sub Cities.....	14
Chart 3.3: Preprimary GER.....	15
Chart 3.4: Preprimary NER.....	15
Chart 3.5: Preprimary GPI.....	16
Chart 3.6: Preprimary PTR.....	17
Chart 3.7: Pre-primary PSR.....	18
Chart 3.8: Number of primary School.....	19
Chart 3.9: Primary school in subcities.....	19
Chart 3.10: Apparent Intake Rate.....	20
Chart 3.11: Net Intake Rate.....	20
Chart 3.12: Net Enrollment Rate (NER) of Primary Grade 1-8 Trends.....	22
Chart 3.13: Net Enrollment Rate (NER) of Primary Grade 1-4 Trends.....	23
Chart 3.14: Net Enrollment Rate (NER) of Primary Grade 5-8 Trends.....	23
Chart 3.15: Gender Parity Index in primary.....	24
Chart 3.16: PTR in primary schools.....	25
Chart 3.17: Pupil Section Ratio (PSR).....	26
Chart 3.18 :dropout rate of grade 1-4.....	27
Chart 3.19: dropout rate of grade 5-7.....	27
Chart 3.20: repetition rate of primary school students.....	28
Chart 3.21: Completion Rate of Grades 5 and 8.....	29
Chart 3.22: promotion rate of grade 8 by sub city in % (2010 E.C).....	30
Chart 3.23: ABE Enrollments and Learning Centers.....	31
Chart 3.24: General Secondary and preparatory Schools.....	31
Chart 3.25: Gross Enrollment Rate in General Secondary and Preparatory.....	32
Chart 3.26: Net Enrollment Rate in Secondary Education.....	32
Chart 3.27: Preparatory Enrollment.....	33
Chart 3.28: Gender Parity Index (GPI) Secondary Education.....	33
Chart 3.29: Pupil Teacher Ratios (PTR).....	34
Chart 3.30: Pupil Section Ratio (PSR).....	35
Chart 3.31: Dropout rate of grade 9.....	36
Chart 3.32: Dropout rate of grade 11.....	37
Chart 3.33: Repetition rate of grade 9.....	38
Chart 3.34: promotion rate of grade 10.....	38
Chart 3.35: promotion rate of grade 12.....	39
Chart 3.36: Integrated Functional Adult Education (IFAE) Enrollments.....	40
Chart 3.37: Integrated Functional Adult Education (IFAE) facilitators.....	41
Chart 3.38: The total Enrollment of pupils with disability from KG – grade 12.....	46
Chart 3.39: preprimary school 2010 External inspection result in each sub city.....	78
Chart 3.40: Primary school 2010 External inspection result in each sub city.....	78
Chart 3.41: Secondary school 2010 External inspection result in each sub city.....	79



## ACRONYMS

**AAGR:** Average Annual Growth Rate  
**ABE:** Alternative Basic Education  
**AIR:** Apparent Intake Rate  
**BoFED:** Bureau of Finance and Economy Development  
**CGAAEB:** City Government of Addis Ababa Education Bureau  
**CSA:** Central Statistics Agency  
**CTE:** College of Teachers' Education  
**DFID:** Department For International Development (UK)  
**EFA:** Education For All  
**EGSECE:** Ethiopian General Secondary Education Certificate Examination  
**EHEECE:** Ethiopian Higher Education Entrance Certificate Examination  
**EMIS:** Education Management Information System  
**ESDP:** Education Sector Development Program  
**GEQIP:** General Education Quality Improvement Programme  
**GER:** Gross Enrollment Rate  
**GPE:** Global Partners for Education  
**GPI:** Gender parity Index  
**GTP:** Growth and Transformational Plan  
**HIV:** Human Immune Virus  
**ICT:** Information Communication Technology  
**IDA:** International Development Association  
**IFAE:** Integrated Functional Adult Education  
**KG:** Kindergarten  
**MA:** Masters of Art  
**MoE:** Ministry of Education  
**MDG:** Millennium Development Goal  
**NA:** Not Available  
**NER:** Net Enrollment Rate  
**NIR:** Net Intake Rate  
**PCR:** Primary Completion Rate  
**PSLCE:** Primary School Leaving Certificate Examination  
**PSR:** Pupil Section Ratio  
**PTR:** Pupil Teacher Ratio  
**SDG:** Sustainable Development Goal  
**SNE:** Special Needs Education  
**TDP:** Teachers Development Programme  
**TVET:** Technical and Vocational Education Training  
**UNESCO:** United Nations Educational, Scientific and Cultural Organization  
**UNICEF:** United Nation International Children Emergency Fund  
**UPE:** Universal Primary Education  
**USAID:** United State Agency for International Development  
**WASH:** Water Sanitation and Hygiene  
**WB:** World Bank



## GLOSSARY

### **Pre primary education**

Pre Primary Education encompasses age group of 3<sup>+</sup> to 6<sup>+(1)</sup> years. It is intended to acquire basic skills such as pre-reading, pre-writing, counting and arithmetic which help children to be ready for the formal schooling. The program also helps children to develop reading, writing and arithmetic and basic life skills like hand-washing and table manner.

### **‘O’ class**

‘O’ class is centered and implemented in government primary schools. These centers are established for children of age 5 to 6 that do not have access to formal preschool program. The centers use indoor and outdoor playing and learning materials. To ensure the successful transitions of the children from **O class** to the formal primary school, the **O classes** are either established separately or as part of primary school.

### **Gross Enrollment Rate (GER)**

GER is defined as the total number of students enrolled in certain level of education regardless of age. It can be calculated dividing total children enrolled in the specific year in a level by the school age population for the level in the specific year. This is a widely applicable tool to see the coverage of education in a given country.

### **Net Enrollment Rate (NER)**

NER is defined as enrolment of the official age group for a given level of education expressed as a percentage of the corresponding population. Its purpose is to show the extent of coverage in a given level of education of children and youths belonging to the official age group corresponding to the given level of education. NER is a ratio obtained by taking the number of appropriate age enrollment of students in the primary school systems to the expected official primary school age population. It is usually lower than the GER since it excludes over-aged and under-aged students. It is used to measure the number of children that have access at the official school admission age specified for each level in the education system.

### **Gender Parity Index (GPI)**

Gender Parity Index (GPI) is an important indicator that reveals the prevailing reality in the enrolment of females in comparison with males so as to boost enrollment and participation of girls in education. It is used to measure the level of equity between boys and girls. GPI is defined as female gross enrollment ratio

---

<sup>1</sup> MOE (2010 ). Preschool policy framework



# Education Statistics Annual Abstract 2010 E.C (2017/18 G.C)

---

divided by male gross enrollment ratio. For an ideal case in which equality between boys and girls is attained the gender parity index (GPI) becomes 1.

## **Pupil-Teacher Ratio (PTR)**

It is the proportion of the students enrolled in a certain level at a given school year to the number of teachers teaching them. Pupil teachers Ratio is one of the major quality indicators since it helps to assess the opportunity of students in getting teachers support. Conventionally, lower pupil teacher ratio enhances more reach and support for individual learners while the opposite happens with higher pupil teacher ratios.

## **Pupil Section Ratio (PSR)**

Pupil Section Ratio (PSR) is used as an indicator used to measure to assess availability and efficiency of class room resource utilization. It is computed as number of students per class room in a school.

## **Primary education**

Primary education comprises two sub-cycles namely a basic education cycle covering grades 1–4 (learning Reading, Writing and Arthematics) and a general primary cycle covering grades 5–8. At the end of the second cycle (grade 8), Regional examination is given to certify the completion of general primary education.

## **Access**

Access can be defined as the extent to which the “school-age” population is able to access the first grade of a particular level or cycle of education. Access to the first level of education is measured in terms of the proportions of children admitted relative to the total child population at that level.

## **Coverage**

Coverage can be defined as the participation of the “school-age” population in education services, ideally to the completion of the level concerned (MOE, 2010; UNESCO, 2006). From total children in the population with the age of 7-14, how many of them are in schools?

## **Apparent Intake Rate (AIR)**

Apparent Intake Rate (AIR) is the percentage of new entrants (regardless of age) to grade 1.

## **Net Intake Rate (NIR)**

Net Intake Rate (NIR) refers to children entering school in their proper school age. It is computed as a percentage of the total number of children of the same age-group within the population. It is calculated for different age groups over several successive years. This can give a fairly precise and clear picture of the conditions of enrollment of any given cohort.



## **Adjusted primary Net enrollment rate**

Adjusted primary Net enrollment rate is the ratio of the number of pupils in primary and secondary schools whose age range are 7-14 years to the population size of 7-14 years age group.

## **Internal efficiency**

Internal efficiency indicators help to understand the level of utilization of limited resources efficiently and timely. These indicators are commonly used to measure the efficiency of the education system in producing graduates of a particular education cycle or level. A student may possibly be promoted, repeated or dropped out in a particular academic year. Repeating a grade means using more resources than allocated to a student; and leaving school (dropping out) before completing a particular cycle or level of education also results in wastage of resources. To this end, reduced repetition and dropout rates at each grade level indicates efficient utilization of resources.

## **The dropout rate**

The dropout rate is a measure of the number of students leaving schools before completion (graduation) of a certain cycle or grade level out the total number of students enrolled.

## **Repetition rate**

Repetition rate measures the proportion of students who have remained in the same grade for two or more consecutive years by returning for a second or third time

## **The survival rate**

The survival rate to grade 5 is used to estimate the percentage of students who will complete the first cycle of primary education. The completion of at least 4 years of schooling is considered as a pre-requisite for a sustainable level of literacy. Survival rates approaching 100% indicate a high level of retention and low incidence of dropouts. The reliability of this indicator depends on the consistency of data on enrollment and repeaters both in terms of coverage overtime and across grades.

## **Completion Rate**

It's defined as the rate of the number of children graduating from grade level each year to the population of official graduating age.



## **School Facility**

School facilities are the facilities provided to students, so that they can use every opportunity to develop full potential.

## **Alternative basic education (ABE)**

Alternative basic education is a modality introduced to the education system to accommodate children of school age who could not join the regular program due to problems like poverty, lack of support, orphanage etc. As the target is to reduce the number of these children by creating access, the situation of ABE in Addis Ababa seems to reflect this reality.

## **General secondary education**

The general secondary education aims at preparing students to identify their areas of interest for further education and training.

## **Preparatory level (grade 11 and 12)**

The preparatory level (grade 11 and 12) prepares students for higher education or for choosing a career.

## **Integrated Functional Adult Education (IFAE)**

The Integrated Functional Adult Education (IFAE) programme is a functional literacy programme that reaches out to adults and young people aged 15 or older and is available to women, the disabled, and minority groups. The main goals of the programme are to increase literacy rates, to promote women's empowerment, to improve participants' health and to raise the general standards of living within communities. The programme consists of two eight-month courses that participants complete within two years.

## **Pupils with Disability**

Pupil with disability is any of various difficulties (such as a physical, emotional, behavioral, or learning disability or impairment) that cause an individual to require additional or specialized services or accommodations (Students with special education need).

## **School water, sanitation and hygiene (WASH)**

School water, sanitation and hygiene (WASH) is safe drinking water, school toilets, clean surroundings and basic information on Hygiene. Water, sanitation and hygiene in schools creates an enabling environment and secure children's dignity, safety, health and attendance in classes.





## **School Co-Curricular**

School Co-curricular Activities are defined as the activities that enable to supplement and complement the curricular or main syllabi activities. These are the very important part and parcel of educational institutions to develop the students' personality as well as to strengthen the classroom learning.

## **School inspection**

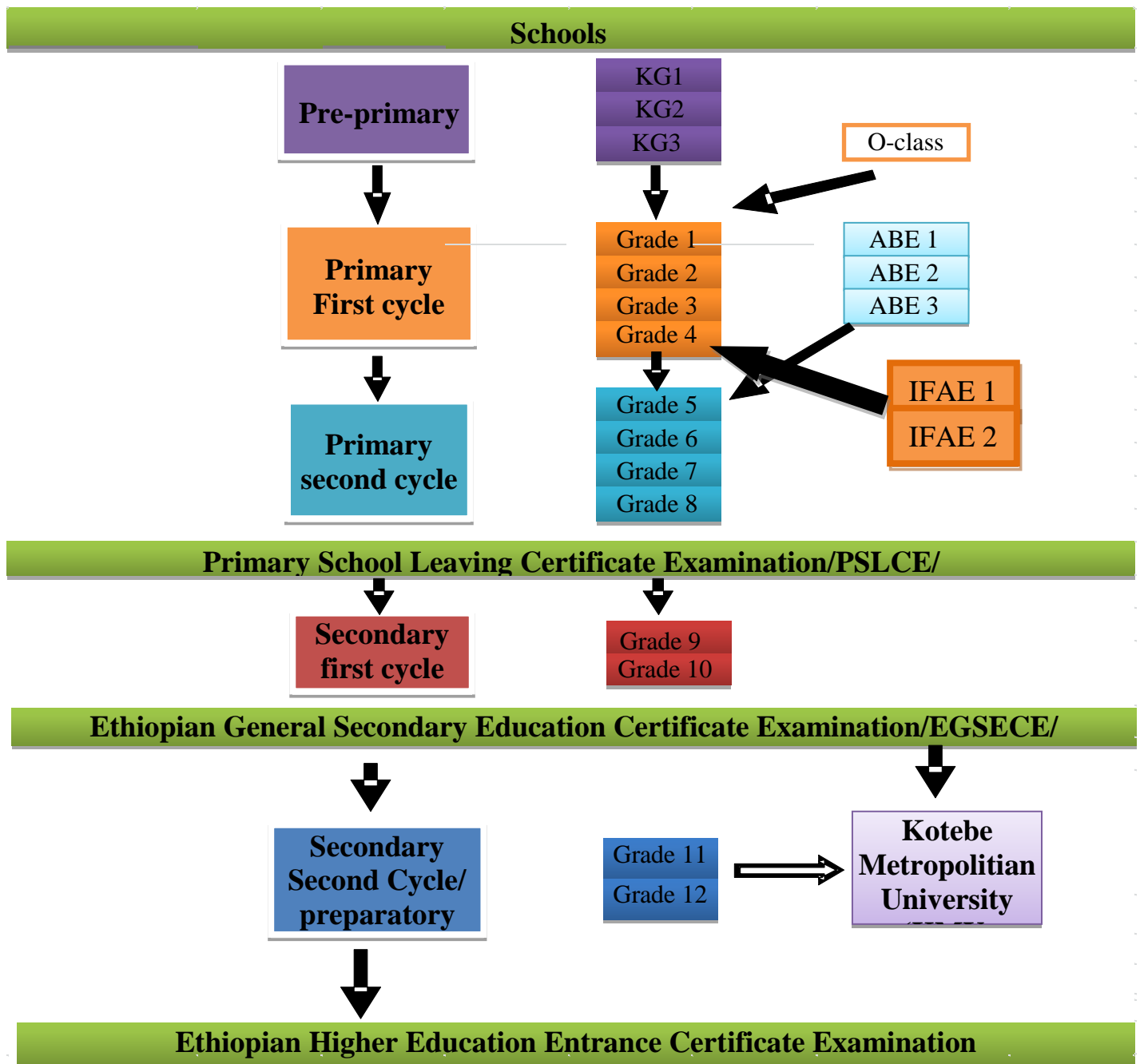
School inspection is a process of independent external evaluation of schools. The National School Inspection Policy is intended to build on existing developments and support a consistent approach to the external evaluation of schools in all the regions of Ethiopia. The policy will guide the inspection of: all pre-primary, primary, secondary and preparatory schools; Private and other non-government schools. The general objective of inspection is to assure and improve the quality of education and the outcomes achieved by students in all schools.



# 1. Overview of the education system



1.1 Structure of the Education system



# Education Statistics Annual Abstract 2010 E.C (2017/18 G.C)

<b>1.2 The Addis Ababa Education System "At a Glance"</b>						
	<b>2005E.C (2012/13)</b>	<b>2006E.C (2013/14)</b>	<b>2007E.C (2014/15)</b>	<b>2008E.C (2015/16)</b>	<b>2009E.C (2016/17)</b>	<b>2010E.C (2017/18)</b>
<b>1.Schools</b>						
<b>1.1 Pre-primary education</b>						
Kindergarten	1057	1085	1108	1107	1100	1075
"O" Class	21	47	66	65	68	58
<b>1.2 Primary</b>						
	768	795	814	810	806	795
<b>1.3 Secondary and preparatory</b>						
	-	208	214	215	217	219
<b>1.4 ABE Centers</b>						
	149	155	154	160	171	160
<b>1.5 IFAE Centers</b>						
	221	351	356	463	436	433
<b>2.Enrollment</b>						
<b>2.1 Pre-primary education</b>						
Kindergarten	138507	147453	158723	164072	169917	179547
"O" Class	2819	4143	4566	4276	2799	3734
<b>2.2 Primary education</b>						
1 <sup>st</sup> Cycle(grade 1-4)	274895	267947	258251	260328	260175	275283
2 <sup>nd</sup> Cycle(grade 5-8)	269408	278567	247368	249572	244030	248173
<b>2.3 Secondary education</b>						
1 <sup>st</sup> Cycle(grade 9-10)	110372	100419	97943	105440	104586	106526
2 <sup>nd</sup> Cycle(grade 11-12)	52635	50618	50004	52301	47651	50094
<b>2.4 Students with Disability</b>						
	1922	6682	14156	27178	17971	17547
<b>2.5 ABE</b>						
	19897	12130	12055	9970	9012	8545
<b>2.6 IFAE</b>						
	27228	49658	31281	27348	16264	17444
<b>3. Gross Enrollment Rate (GER)</b>						
<b>3.1 Pre-primary education</b>						
	99.20%	103.45%	93.52%	94.04%	91.93	91.68%
<b>3.2 Primary education</b>						
	105.00%	103.05%	144.87%	143.50%	135.85%	134.35%
1st Cycle(grade 1-4)	115.80%	111.58%	142.85%	138.41%	126.85%	122.54%
2 <sup>nd</sup> Cycle(grade 5-8)	95.60%	95.98%	147.03%	149.22%	144.86%	146.15%
<b>Apparent Intake Rate (AIR)</b>						
	134.90%	132.70%	126.77%	139.15%	128%	129.63%
<b>3.3 Secondary education(9-12)</b>						
			77.76%	83.48%	81.54%	85.54%
1st Cycle(grade 9-10)	76.80%	68.42%	105.34%	115.41%	117.43%	122.09%
2 <sup>nd</sup> Cycle(grade 11-12)			51.40%	53.59%	48.84%	52.27%



## Education Statistics Annual Abstract 2010 E.C (2017/18 G.C)

	2005E.C (2012/13)	2006E.C (2013/14)	2007E.C (2014/15)	2008E.C (2015/16)	2009E.C (2016/17)	2010E.C (2017/18)
<b>4. Net Enrollment Rate(NER)</b>						
4.1 Pre-primary education	87.00%	89.11%	78.45%	78.06%	79.53%	89.19%
4.2 Net Intake Rate (NIR)	48.95%	62.04%	67.09%	84.44%	83.15%	96.60%
4.3 Primary education	73.50%	75.32%	94.49%	94.59%	92.48%	95.05%
1st Cycle(grade 1-4)	75.41%	89.60%	97.06%	93.22%	89.65%	93.64%
2 <sup>nd</sup> Cycle(grade 5-8)	71.89%	63.21%	91.83%	96.12%	95.92%	96.47%
4.4 Secondary education			60.34%	64.80%	64.12%	54.61%
1st Cycle(grade 9-10)	47.00%	47.27%	55.05%	71.11%	62.20%	75.70%
2 <sup>nd</sup> Cycle(grade 11-12)			32.47%	35.33%	32.87	35.41%
<b>5. Gender Parity Index (GPI)</b>						
5.1 Pre-primary education	1.01	0.93	0.97	0.96	0.97	0.96
5.2 Primary education	0.96	0.92	1.05	1.07	1.15	1.14
1st Cycle(grade 1-4)	0.99	1.13	1.06	1.04	1.14	1.17
2 <sup>nd</sup> Cycle(grade 5-8)	1.11	1.07	1.04	1.10	1.17	1.21
5.3 Secondary education	0.75	0.97	1.05	1.08	1.1	1.23
<b>6. Teacher</b>						
6.1 Pre-primary education	7309	7410	7650	10954	9910	9388
6.2 Primary education	18777	18948	20369	21050	22301	24810
1st Cycle(grade 1-4)	9183	8809	9656	10209	10782	12054
2 <sup>nd</sup> Cycle(grade 5-8)	9594	10139	10713	11013	11519	12756
6.3 Secondary education	8293	7710	7818	7624	8631	8604
1st Cycle(grade 9-10)	4557	4464	4512	5203	5533	5617
2 <sup>nd</sup> Cycle(grade 11-12)	3736	3246	3306	2421	3098	2987
6.4 IFAE Facilitators	594	934	1216	774	801	687
<b>7. Principal &amp; Supervisor</b>						
7.1 Primary School principal			1651	1611	1594	1373
7.2 Secondary School principal			513	486	520	481
7.3 Primary School Supervisor			144	141	176	176
7.4 Secondary School Supervisor			37	41	46	47



## Education Statistics Annual Abstract 2010 E.C (2017/18 G.C)

	2005E.C (2012/13)	2006E.C (2013/14)	2007E.C (2014/15)	2008E.C (2015/16)	2009E.C (2016/17)	2010E.C (2017/18)
<b>8. Percentage of Female Student</b>						
8.1 Pre-primary education	50.64%	49.07%	49.22%	48.83%	49.18%	48.9%
8.2 Primary education	54.83%	52.18%	54.29%	54.84%	54.29%	53.95%
1st Cycle(grade 1-4)	56.55%	56.72%	54.02%	54.34%	53.82%	53.29%
2 <sup>nd</sup> Cycle(grade 5-8)	56.86%	56.32%	54.58%	55.34%	54.80%	54.68%
8.3 Secondary education						
1 <sup>st</sup> Cycle(grade 9-10)	37.89%	49.19%	55.08%	55.09%	55.3%	54.81%
8.4 Preparatory						
2 <sup>nd</sup> Cycle(grade 11-12)	54.94%	56.86%	56.92%	55.56%	55.8%	55.92%
8.5 IFAE	66.22%	72.83%	71.78%	72.99%	72.99%	71.47%
<b>9. Percentage of female Teachers</b>						
9.1 Pre-primary education	88.74%	88.74%	97.16%	98.55%	95.59%	93.12%
9.2 Primary education	49.00%	50.00%	47.23%	47.76%	47.87%	49.79%
1st Cycle(grade 1-4)	56.14%	56.14%	52.48%	56.89%	56.04%	59.18%
2 <sup>nd</sup> Cycle(grade 5-8)	43.39%	43.39%	41.99%	38.63%	39.70%	40.92%
9.3 Secondary education						
1st Cycle (grade 9-10)	25.87%	25.87%	25.33%	21.56%	18.21%	22.12%
9.4 Preparatory						
2 <sup>nd</sup> Cycle(grade 11-12)	28.32%	28.32%	32.21%	15.08%	15.71%	12.35%
9.5 IFAE	60.77%	53.75%	54.03%	66.54%	62.79%	67.5%
<b>10. Pupil Section Ratio(PSR)</b>						
10.1 Pre-primary education	1:27	1:20	1:19	1:31	1:23	1:32
10.2 Primary education	1:38	1:37	1:34	1:41	1:37	1:42
1st Cycle(grade 1-4)	1:39	1:38	1:35	1:40	1:36	1:41
2 <sup>nd</sup> Cycle(grade 5-8)	1:38	1:37	1:33	1:42	1:38	1:43
10.3 Secondary education						
1st Cycle (grade 9-10)	1:49	1:48	1:47	1:39	1:39	1:47
10.4 Preparatory						
2 <sup>nd</sup> Cycle (grade 11-12)	1:38	1:37	1:36	1:32	1:36	1:41



## Education Statistics Annual Abstract 2010 E.C (2017/18 G.C)

	2005E.C (2012/13)	2006E.C (2013/14)	2007E.C (2014/15)	2008E.C (2015/16)	2009E.C (2016/17)	2010E.C (2017/18)
<b>11.Pupil Teacher Ratio(PTR)</b>						
11.1 Pre-primary education	1:19	1:20	1:21	1:15	1:17	1:19
11.2 Primary education	1:29	1:29	1:28	1:24	1:23	1:21
1st Cycle(grade 1-4)	1:28	1:29	1:28	1:25	1:24	1:23
2 <sup>nd</sup> Cycle(grade 5-8)	1:29	1:29	1:27	1:23	1:22	1:19
11.3 Secondary education	1:19	1:21	1:21	1:21	1:18	1:18
<b>12. Water Sanitation and Hygiene(WASH)</b>				Only government	Govt & nongov	
12.1 Ratio of Water Tap Per Student			1: 64	1:115	1:55	1:40
12.2 Ratio of Water Tap Per Teachers and admin. Staff			1: 34	1:18	1:18	
12.3 Ratio of latrine per pupil			1: 50	1:57	1:48	1:56
12.4 Ratio of latrine per pupil Boys			1: 47	1:52	1:43	1:52
12.5 Ratio of latrine per pupil Girls			1: 53	1:62	1:52	1:59
<b>13. Dropout Rate</b>						
13.1 Dropout Rate Primary Education	2.16%	2.67%	3.8%	2.98%	2.11%	1.61%
13.2 Dropout Rate 1st Cycle(grade 1-4)	1.92%	1.39%	1.8%	1.47%	1.10%	0.87%
13.3 Dropout Rate 2 <sup>nd</sup> Cycle(grade 5-8)	1.41%	1.28%	2 %	1.51%	1.01%	0.74%
13.4 Secondary Education Dropout Rate(Grade 9)			2.57%	2.21%	1.88%	1.58%
13.5 Preparatory(Grade 11)			1.86%	1.61%	1.37%	1.33%
<b>14.Repetition Rate</b>						
14.1 Repetition Rate (grade 1-7)	2.00%	2.84%	1.83%	2.1%	1.75%	1.51%
<b>15.Completion and Survival Rate</b>						
15.1 Completion Rate Grade 5			71.50%	75.51%	82.14%	89.60%
15.2 Completion Rate Grade 8			68.62%	88%	81.12%	77.30%
15.3 Survival Rate to Grade 5			84.40%	78.5%	89.5%	83.1%
<b>16.Examination Results</b>						
16.1 Primary School Leaving Certificate Examination (Grade 8)	65.92%	67.64%	72.87%	70.70%	72.2%	66.5%
16.2 Promotion Rate Grade10 Students to Preparatory	61.20%	66.84%	65.72%	54.6%	65%	41.7%
16.3 Promotion Rate Grade 12 Students to Higher Education	46.00%	40.16%	57.45%	69.1%	51.3%	54.6%



## 2. Summarized data





# Education Statistics Annual Abstract 2010 E.C (2017/18 G.C)

**Table 2. 1 School Age Population 2010 E.C (2017/18)**

Age	M	F	T
4-6	98301	97821	196122
7	30112	30386	60498
7-10	111157	113485	224642
11-14	83089	86718	169807
7-14	194246	200203	394449
15-16	42267	44983	87250
17-18	44402	51434	95836
15-18	86669	96416	183085

Considering School Age Population 2010 E.C (2017/18) shown above the population size in the age groups with the same interval size 7-10 , 4-6 and 11-14 were first ,second and third respectively. On the other hand in all the age groups sighted in the table the females' population significantly won majority over males.

**Table 2. 2: School types**

Year	Pre-primary				primary				Secondary & preparatory			
	Government	Public	Private & other	Total	Government	Public	Private & other	Total	Government	Public	Private & other	Total
2005 E.C	194	2	861	<b>1057</b>	213	2	553	<b>768</b>	74	2	201	277
2006 E.C	196	2	887	<b>1085</b>	214	2	579	<b>795</b>	75	2	231	308
2007 E.C	205	2	901	<b>1108</b>	217	2	595	<b>814</b>	76	2	232	310
2008 E.C	233	2	937	<b>1172</b>	220	2	588	<b>810</b>	65	1	149	215
2009 E.C	239	2	925	<b>1168</b>	221	2	583	<b>806</b>	66	1	150	217
2010 E.C	230	2	901	<b>1133</b>	225	2	568	<b>795</b>	72	1	146	219

The table above depicts that the number of secondary and preparatory schools has shown progress for the last three consecutive years. On the other hand, the primary school split ups and down through out the six consecutive years the same is true in preprimary schools.

Note:- Secondary schools from 2005 to 2007 E.C apparently increased as a result of a double count exhibited in schools teaching both cycles (9-12) in the same compound.



## Education Statistics Annual Abstract 2010 E.C (2017/18 G.C)

**Table 2.3: Enrollments**

level	2005E.C			2006E.C			2007E.C			2008E.C			2009 E.C			2010 E.C		
	Male	Female	Total	Male	Female	Total	Male	Female	Total	Male	Female	Total	Male	Female	Total	Male	Female	Total
Pre Primary	68371	70136	138507	75096	72357	147453	80607	78116	158723	85912	82436	168348	87758	84958	172716	93589	89692	183281
Primary	245835	298468	544303	261364	285152	546516	231095	274524	505619	230343	279557	509900	230423	273782	504205	241038	282418	523456
Secondary & Preparatory	68557	41815	110372	51019	49400	100419	66460	81487	147947	70534	87207	157741	67821	84416	152237	70211	86409	156620
ABE			19897	2869	9261	12130	2798	9257	12055	2283	7687	9970	2094	6918	9012	1861	6684	8545
IFAE	9198	18030	27228	13492	36166	49658	8828	22453	31281	7387	19990	27377	4392	11872	16264	4976	12468	17444
<b>Total</b>	<b>391961</b>	<b>428449</b>	<b>840307</b>	<b>403840</b>	<b>452336</b>	<b>856176</b>	<b>394803</b>	<b>470886</b>	<b>865689</b>	<b>401383</b>	<b>482166</b>	<b>883549</b>	<b>392488</b>	<b>461946</b>	<b>854434</b>	<b>411675</b>	<b>477671</b>	<b>889346</b>

As the table above depicts the enrolment rate of male students in secondary and preparatory has been greater than females for the first two years (2005E.C and 2006E.C) but from the year 2007E.C – 2010 E.C the number of females is greater than males. Similarly the enrollment of female students in primary school is greater than males through out the years. In the opposite of primary schools, the number of male students is greater than females in pre primary schools except 2005 E.C. In general, the total enrollement has shown straight progress since 2005 up to 2010 except in year 2009E.C.



## Education Statistics Annual Abstract 2010 E.C (2017/18 G.C)

**Table 2.4: Enrollment by Sub City**

Sub City	Pre primary			Primary			Secondary			Preparatory			Secondary & Preparatory		
	M	F	T	M	F	T	M	F	T	M	F	T	M	F	T
<b>Addis Ketema</b>	4291	4376	8667	13743	15627	29370	3232	3791	7023	1439	1857	3296	4671	5648	10319
<b>Akaki-Kalitiy</b>	9037	8566	17603	21444	24275	45719	4372	5352	9724	1540	2054	3594	5912	7406	13318
<b>Arada</b>	4709	4557	9266	13459	16194	29653	3791	5074	8865	2622	3472	6094	6413	8546	14959
<b>Bole</b>	13012	12666	25678	31461	37023	68484	5344	6585	11929	3156	3933	7089	8500	10518	19018
<b>Gullelie</b>	6513	6450	12963	16619	20027	36646	4379	5281	9660	2230	2806	5036	6609	8087	14696
<b>Kirkos</b>	4272	4000	8272	12654	14729	27383	2992	2958	5950	1281	1256	2537	4273	4214	8487
<b>Kolfe-Keranio</b>	16258	15376	31634	48987	56923	105910	8629	10395	19024	2806	3822	6628	11435	14217	25652
<b>Lideta</b>	3855	3595	7450	8837	10216	19053	1322	1749	3071	280	348	628	1602	2097	3699
<b>Nefas Silk-Lafto</b>	17241	16498	33739	38838	44813	83651	7628	9116	16744	4280	5337	9617	11908	14453	26361
<b>Yeka</b>	14401	13608	28009	34996	42591	77587	6441	8095	14536	2447	3128	5575	8888	11223	20111
<b>Total</b>	93589	89692	183281	241038	282418	523456	48130	58396	106526	22081	28013	50094	70211	86409	156620

As Table 2.4 shows, Nefas Silk-Lafto, Kolfe-Keranio and Yeka are first, second and third respectively in the number of students enrolled in preparatory schools while Addis Ketema, Kirkos, and Lideta are eighth, ninth and tenth correspondingly. The enrollement of students in primary, secondary and Preparatory schools retained the trend of the preparatory schools in the rank order of the subcities except the exchange of Rankes among Nefas Silk - Lafto, and Kolfe-Keranio.



## Education Statistics Annual Abstract 2010 E.C (2017/18 G.C)

**Table 2.5 Teaching Staff**

Level	2006 E.C			2007 E.C			2008 E.C			2009 E.C			2010 E.C		
	M	F	T	M	F	T	M	F	T	M	F	T	M	F	T
<b>Pre-primary</b>	834	6576	7410	217	7433	7650	113	10331	10444	238	9672	9910	176	9212	9388
<b>Primary</b>	9501	9447	18948	10804	9565	20369	11160	10062	21222	11620	10681	22301	12455	12355	24810
<b>Secondary</b>	3285	1179	4464	3369	1143	4512	4081	1122	5203	4525	1008	5533	4374	1243	5617
<b>Preparatory</b>	2185	1061	3246	2241	1065	3306	2056	365	2421	2611	487	3098	2618	369	2987
<b>Total</b>	<b>15805</b>	<b>18263</b>	<b>34068</b>	<b>16631</b>	<b>19206</b>	<b>35837</b>	<b>17530</b>	<b>22501</b>	<b>40031</b>	<b>18994</b>	<b>21848</b>	<b>40842</b>	<b>19623</b>	<b>23179</b>	<b>42802</b>

Table 2.5, insights that the number of teachers in both sexes has grown from year to year. The data also reveals that the total population of female teachers wins the majority.

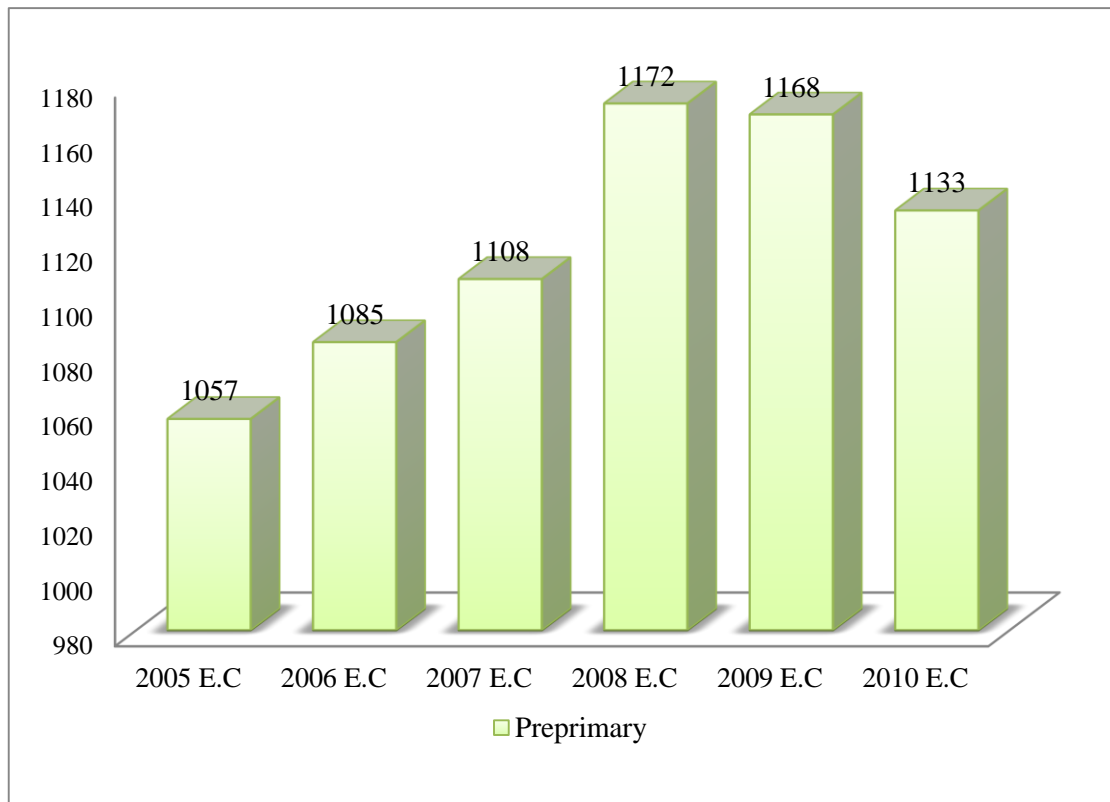


### **3. Key indicators and analysis**



### 3.1 Preprimary education

#### 3.1.1 Number of Preprimary Schools



**Chart 3.1: Number of Preprimary Schools**

The chart above reveals the number of pre primary schools exhibited significant progress from 2005 E.C up to 2008 E.C and has declined then after.

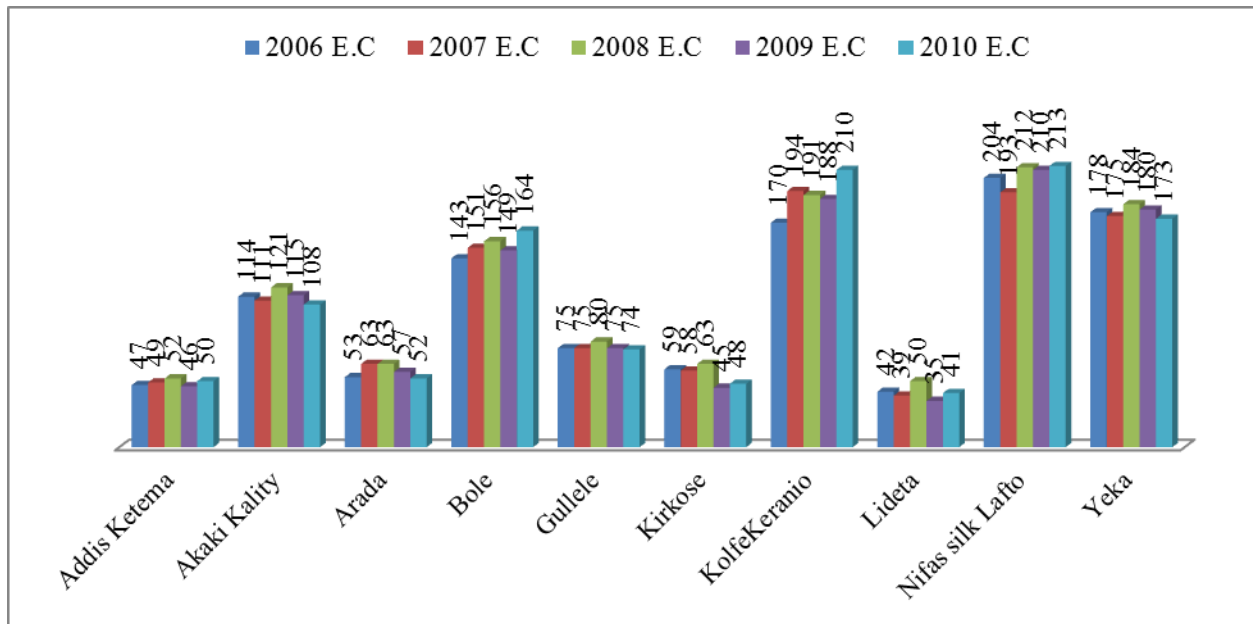


Chart 3.2: Number of pre-primary schools in Sub Cities

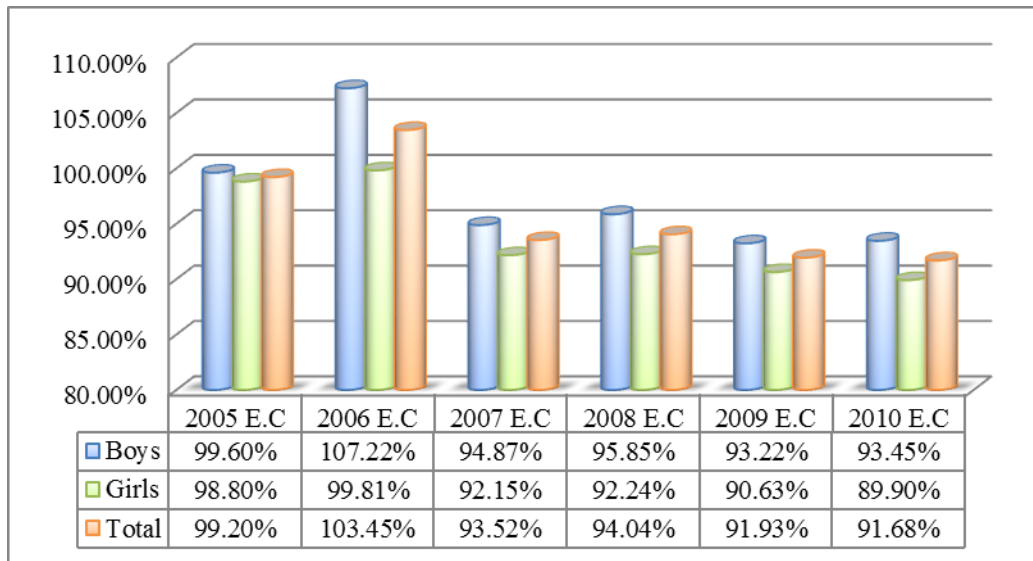
Chart 3.2 depicts the number of preprimary schools per year in the last five years with respect to every sub-city. In line with this Nifas Silk Lafto, Kolfe Keranio and Yeka sub cities are first,second and third in their number of preprimary school respectively.The chart also brings to light the peculiar trend Nifasilk-lafto sub-city in which the number oscilates every other year as 204,193,212,210 and 213 .

Table 3.1: “O” Class Enrollment and school

Year	“O” Class Enrollment			“O” Class School
	Boys	Girls	Both	
2006 E.C	1935	2208	4143	47
2007 E.C	2094	2472	4566	66
2008 E.C	1958	2318	4276	65
2009 E.C	1278	1521	2799	68
2010 E.C	1698	2036	3734	58

As seen in the table above, the number of schools running “O” classes evenly oscillates up and down in the last five years. It is also apparent that the enrollment rate of girls in “O” class is significantly greater than boys in every year.

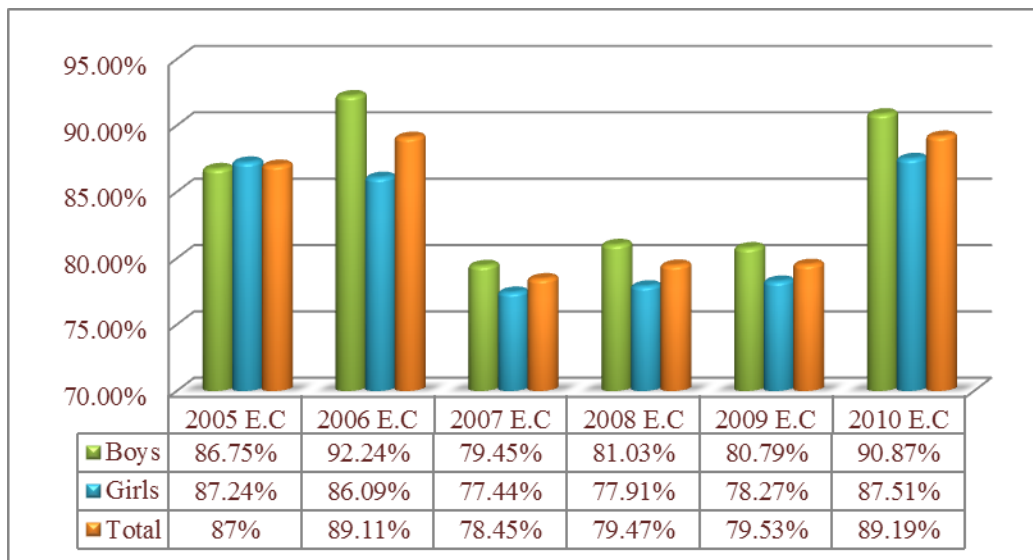
**3.1.2 Gross Enrollment Rate (GER)**



**Chart 3.3: Preprimary GER**

Chart 3.3, unlike the previous charts above shades light on the reality that the proportion of the population of girls enrolled compared to what exists in the city is less than that of the boys throughout the consecutive years. The data also vividly shows that the gross enrollment rate has dropped down to 91.68 % in 2010 E.C from 99.20% in 2005 E.C.

**3.1.3 Net Enrollment Rate (NER)**



**Chart 3.4: Preprimary NER**





As depicted in Chart 3.4 the trend of net enrollment rate has shown growth since 2007 E.C. This implies that out of all the children enrolled in preprimary schools, the majority have joined school in the appropriate school age. Like the case in chart 3.3 here also, more boys attended in preprimary program than girls during the last five years.

### 3.1.4 Gender Parity Index (GPI)




Chart 3.5: Preprimary GPI

As shown in chart 3.5, except 2005 and 2006E.C the GPI has uniformly oscillated up and down with amounts 0.97 and 0.96.

### 3.1.5 Pupil Teacher Ratio (PTR)

Setting PTR standard is useful for ensuring a certain level of quality education throughout the City. In Addis Ababa, the target set for PTR in ESDP V is 1: 18 at preprimary level in 2010 E.C.

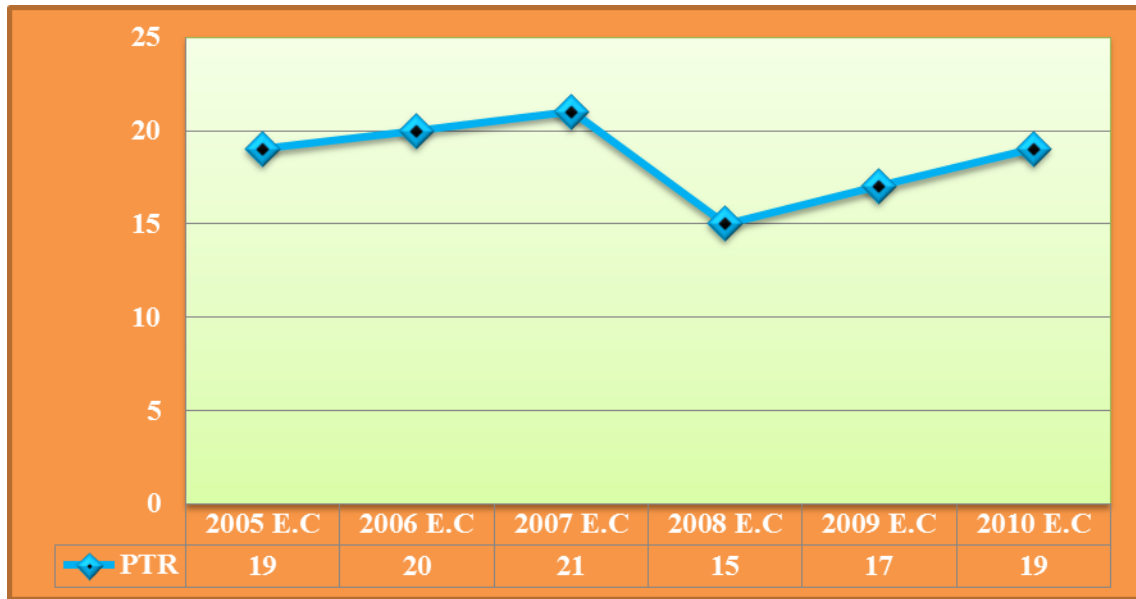


Chart 3.6: Preprimary PTR

Chart 3.6 shows that the PTR is mostly closer to the standard with a difference of one or two units. This implies that the target set in the ESDP V is nearly attained.

Table 3.2: PTR in Government and non-government preprimary schools

Ownership	Pupil Teacher Ratio		
	2008 E.C	2009 E.C	2010 E.C
Government	1 : 22	1:23	1:23
Non-Government	1 : 15	1:16	1:18

The table shows that, PTR in the case of government preschools in the last three consecutive years, though not that significant, has deviated from the standard set increasingly. While the case in the Non Government preprimary schools ideally corresponds to the target set in ESDP V for 2010 E.C.

3.1.6 Pupil Section Ratio (PSR)

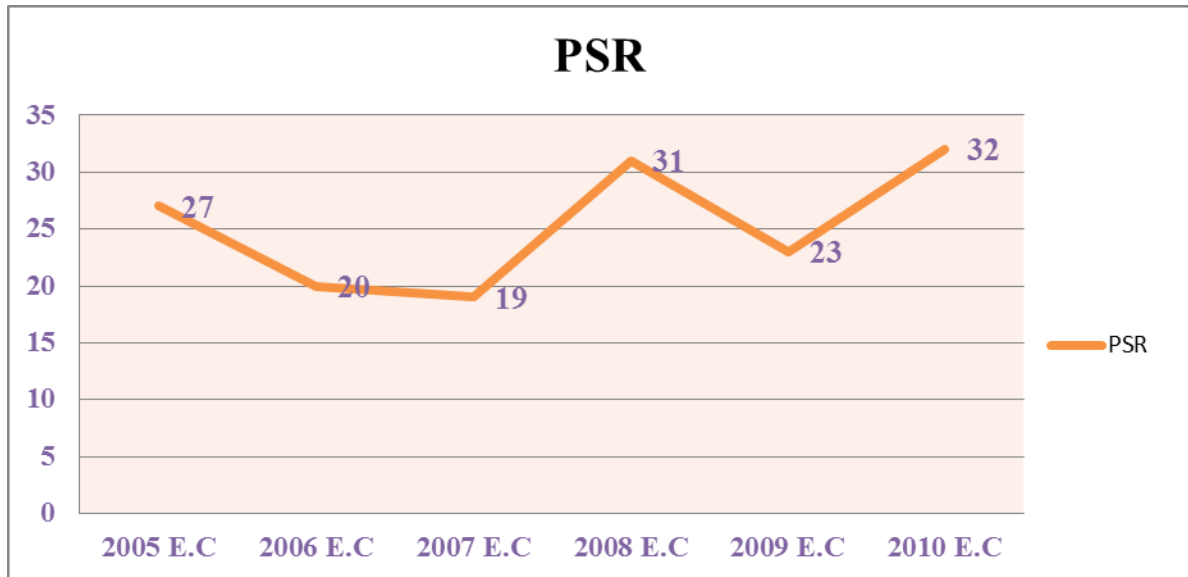


Chart 3.7: Pre-primary PSR

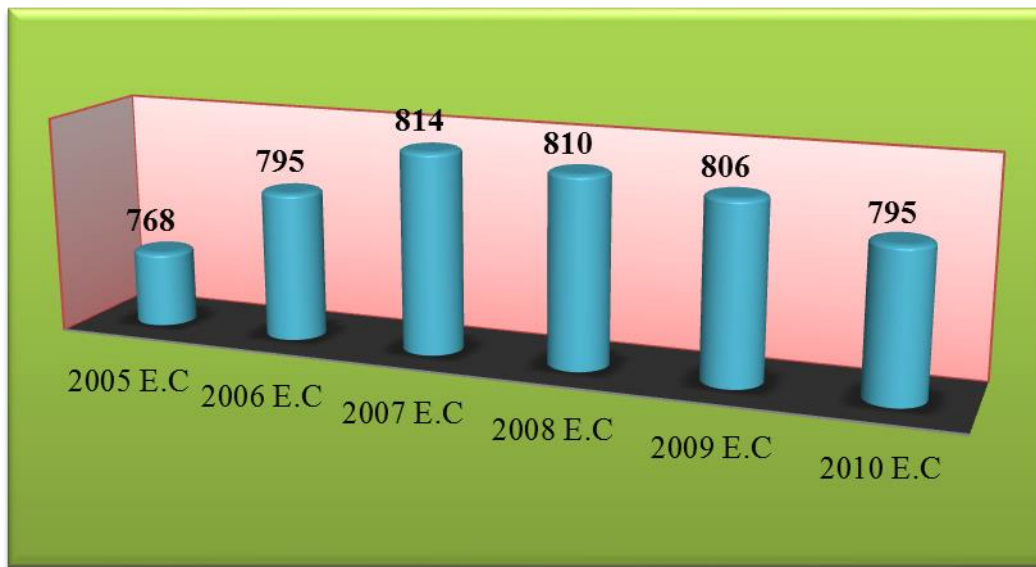
Chart 3.7 shows that the PSR since 2005 E.C has inconsistently altered up and down and reached at 32 in 2010 E.C.

Table 3.3: PSR in Government, and Non-Government Pre-primary schools

Ownership	Pupil Section Ratio		
	2008 E.C	2009 E.C	2010 E.C
Government	1:45	1:46	1:43
Non-Government	1:29	1:29	1:30

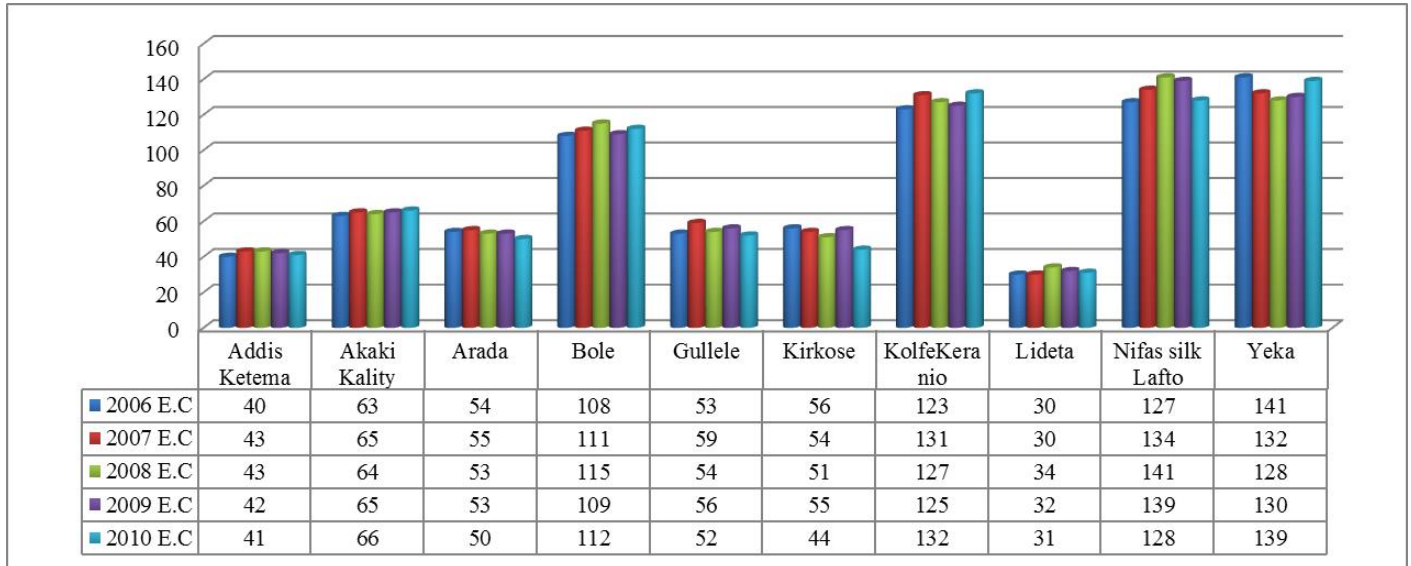
As depicted in table 3.3 above, the PSR in case of government Pre-primary has gone a little up and down from 2008E.C up to 2010 E.C while remaining almost constant in non-government ones.

## 3.2. Primary education



**Chart 3.8: Number of primary School**

The number of primary schools as shown in the chart above had increased noticeably from 768 in 2005 E.C to 814 in 2007 E.C then after has declined consistently to 795 by 2010 E.C.



**Chart 3.9: Primary school in subcities**

As per the data of the five consecutive years on primary schools establishments with respect to sub-cities presented above Yeka, Kirkos, Gullele, and Arada have got less number of schools than what they had 5 years before. While the rest subcities have greater number of the base year.

### 3.2.1 Access and Coverage of Primary Education

#### 3.2.1.1 Apparent Intake Rate (AIR)

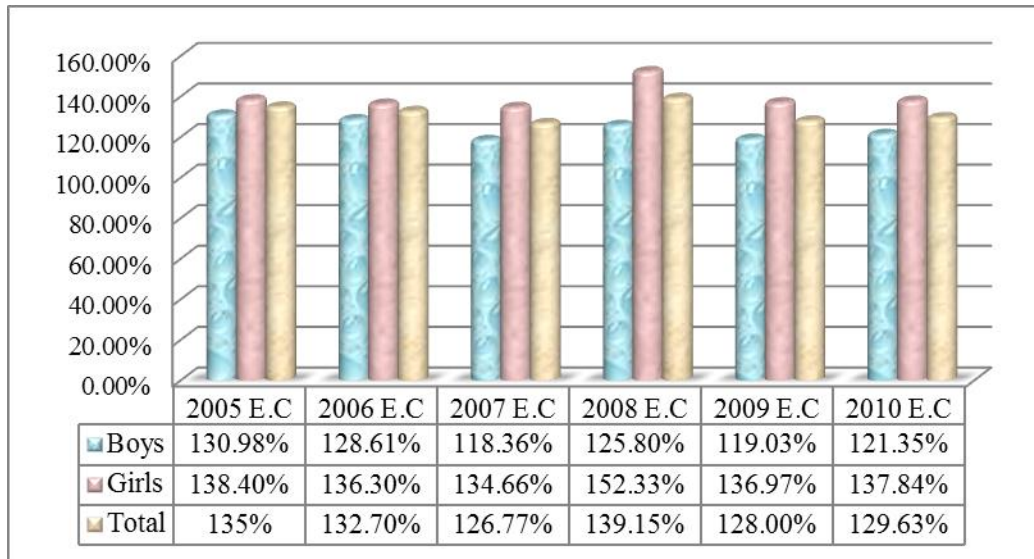


Chart 3.10: Apparent Intake Rate

The AIR in 2008 E.C. was greatest, for both sexes, of all the six years while least has been observed in 2007 E.C. For the last six consecutive years the percentage of the AIR for girls is seen to be higher than boys. This indicates that more students outside the range of the official school age (early or late entrants) have enrolled in grade 1.

#### 3.2.1.2 Net Intake Rate (NIR)

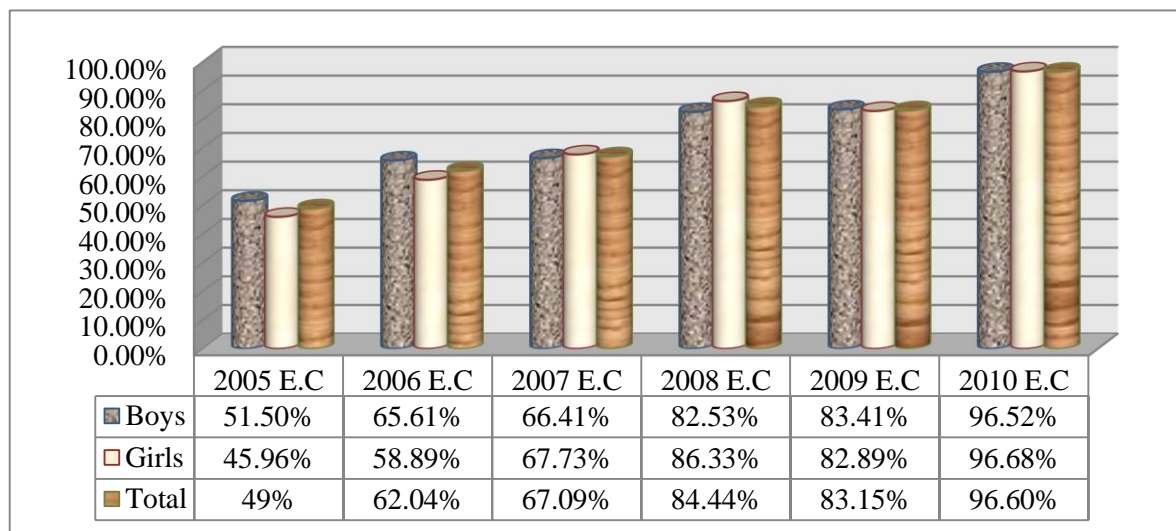


Chart 3.11: Net Intake Rate

# Education Statistics Annual Abstract 2010 E.C (2017/18 G.C)

As chart 3.11 depicts, the city wise NIR has made significant progress with a difference of 47.6 from 49% in 2005 E.C to 96.60% in 2010 E.C.

## 3.2.1.3 GER of Primary (Grade 1-8) Grade Level

Table 3.4: Gross Enrollment Rate (GER) of Primary (Grade 1-8) Trends

Year	Gross Enrollment Rate(GER)		
	Boys	Girls	Both
2005 E.C	106.00%	104.00%	105.00%
2006 E.C	107.74%	99.09%	103.05%
2007 E.C	134.80%	154.59%	144.87%
2008 E.C	131.35%	155.33%	143.50%
2009 E.C	126.10%	145.61%	135.85%
2010 E.C	125.51%	142.88%	134.35%

Table 3.4 shows that the GER in primary education of girls is greater than that of boys since 2007 E.C. on the other hand, the GER of boys was greater than girls in year 2005 E.C and 2006 E.C.

## 3.2.1.4. GER Primary 1st cycle (Grade 1-4)

Table 3.5: Gross Enrollment Rate (GER) of Primary Grade 1-4 Trends

Year	Gross Enrollment Rate(GER)		
	Boys	Girls	Both
2005 E.C	111.80%	119.10%	115.80%
2006 E.C	104.22%	117.94%	111.58%
2007 E.C	132.91%	152.56%	142.85%
2008 E.C	127.73%	148.87%	138.41%
2009 E.C	118.48%	135.23%	126.85%
2010 E.C	115.66%	129.28%	122.54%

The GER for the 1<sup>st</sup> cycle displayed above reveals that, for all the six years, the rates exceed 100% indicate the presence of more entrants with age other than the proper school age. The data also show, in the six years, the percentage of girls consistently outwit the boys.



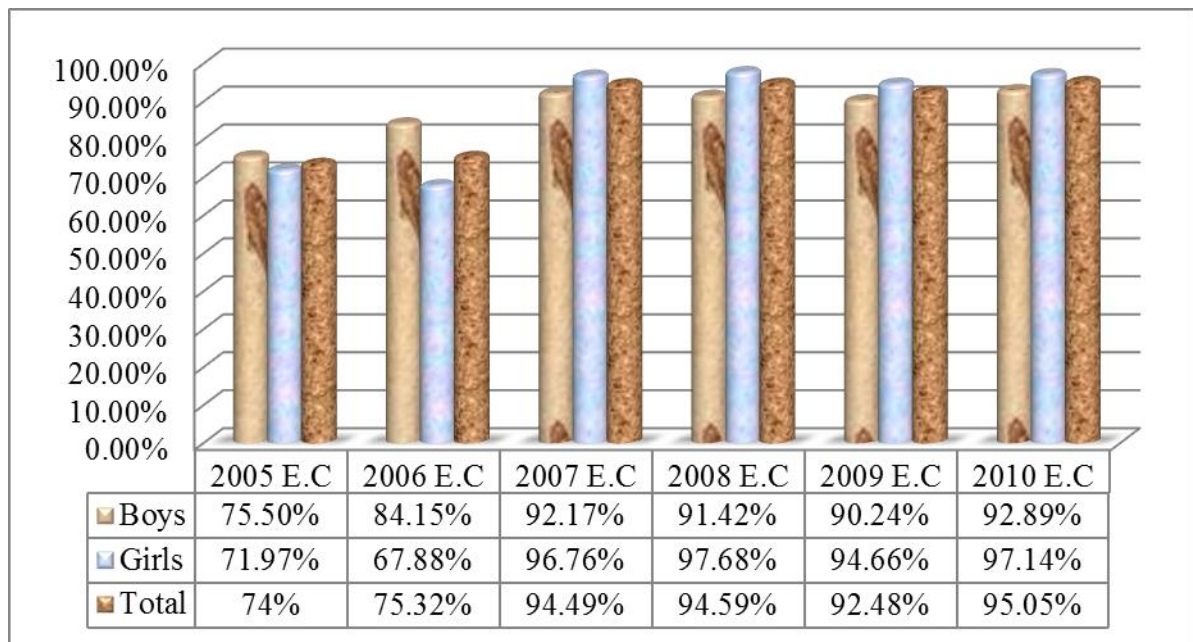
### 3.2.1.5 GER for Primary 2nd cycle (Grade 5-8)

**Table 3.6: Gross Enrollment Rate (GER) of Primary Grade 5-8 Trends**

Year	Gross Enrollment Rate(GER)		
	Boys	Girls	Both
2005 E.C	91.00%	99.88%	95.60%
2006 E.C	92.66%	98.73%	95.98%
2007 E.C	136.02%	157.65%	147.03%
2008 E.C	135.45%	162.56%	149.22%
2009 E.C	133.73%	155.99%	144.86%
2010 E.C	135.36%	156.49%	146.15%

Like primary first cycle GER for the second cycle, for all the six years, the rates exceed 100% indicates the presence of more entrants with age other than the proper school age. The data also show, in the six years, the percentage of girls consistently excel that of boys.

### 3.2.1.6 Net Enrollment Rate (NER)

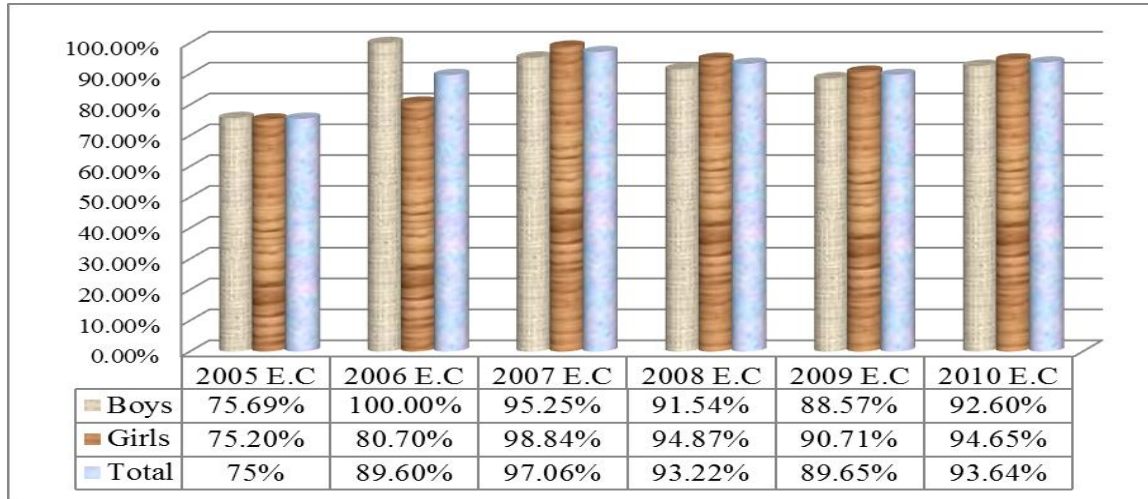


**Chart 3.12: Net Enrollment Rate (NER) of Primary Grade 1-8 Trends**

# Education Statistics Annual Abstract 2010 E.C (2017/18 G.C)

NER showed improvement for both sexes in 2010 E.C than the previous years. The overall achievement is also better as it indicates enrollment at official age.

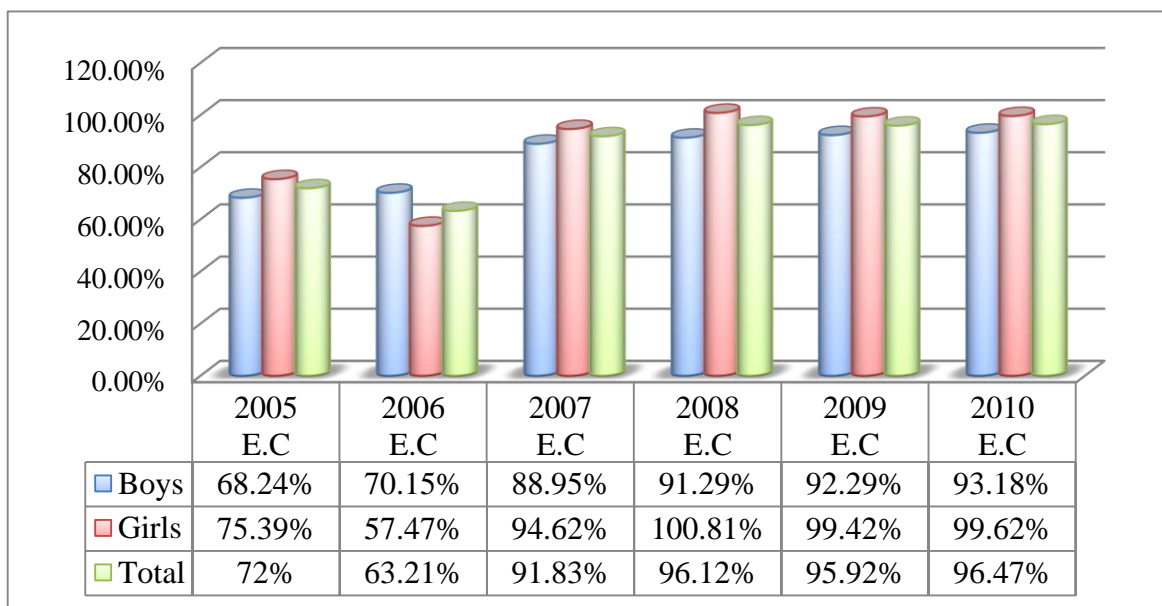
## 3.2.1.7 NER Primary 1st cycle (Grade 1-4)



**Chart 3.13: Net Enrollment Rate (NER) of Primary Grade 1-4 Trends**

As shown in chart 3.13, 2010 E.C of NER for the 1st cycle primary is found to be better than the preceding years except for 2007 academic year where it was the highest of all the other years. In fact the NER for the 1<sup>st</sup> cycle since 2007 E.C for girls still remained greater than the NER for boys

## 3.2.1.8 NER Primary 2nd cycle (Grade 5-8)



**Chart 3.14: Net Enrollment Rate (NER) of Primary Grade 5-8 Trends**





# Education Statistics Annual Abstract 2010 E.C (2017/18 G.C)

The NER for the 2nd cycle has shown progress since 2005E.C for the last six years except the case in 2006E.C.

## 3.2.1.9 Adjusted primary Net enrollment rate

Table 3.7: Adjusted primary Net Enrollment Rate (ANER)

Category	Adjusted Net Enrollment Rate								
	2008 E.C			2009 E.C			2010 E.C		
	M	F	T	M	F	T	M	F	T
7- 14 /Age population	175,365	179,977	355,342	183873	189299	373172	194246	200203	394449
Primary and secondary enrollment in age range 7-14	165,892	182,688	348,580	191356	214031	405387	201523	223856	425379
Adjusted primary school net Enrollment rate	94.6 %	101.5 %	98.1 %	104.07%	113.07%	108.63%	103.74%	111.81%	107.84%

As presented in table 3.7 the total Adjusted Primary School Net Enrollment Rates exceeded 100% in 2009 E.C and 2010 E.C. This is possible as a result of students coming from regions who were not recorded in the population census of Addis Ababa.

## 3.2.2. Gender Parity Index (GPI)

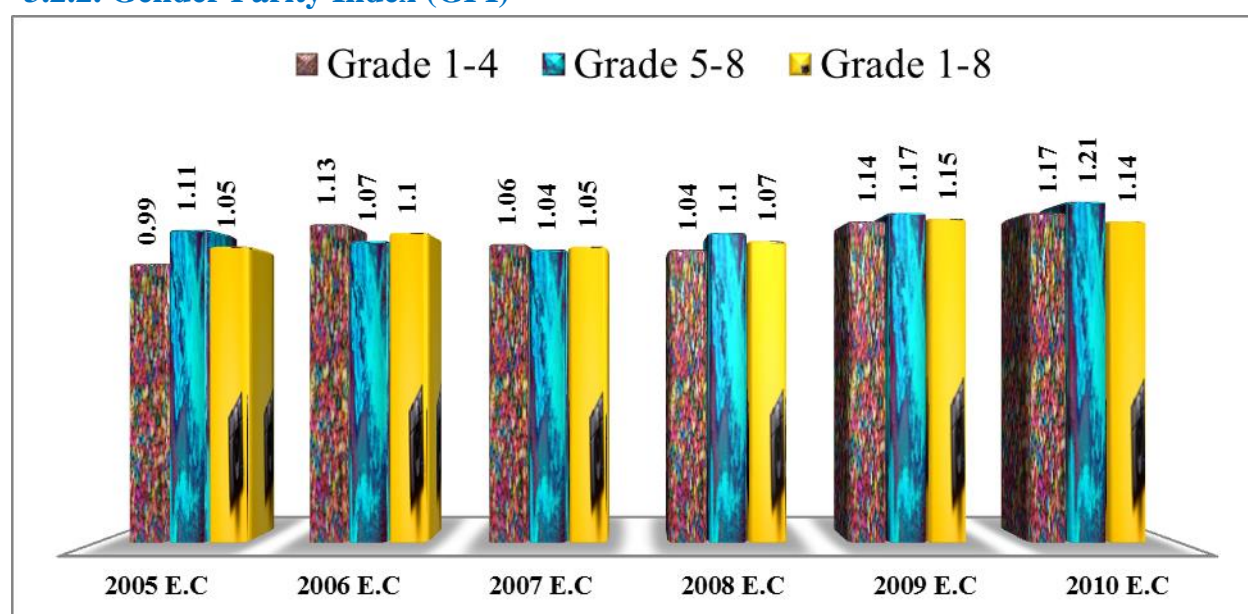


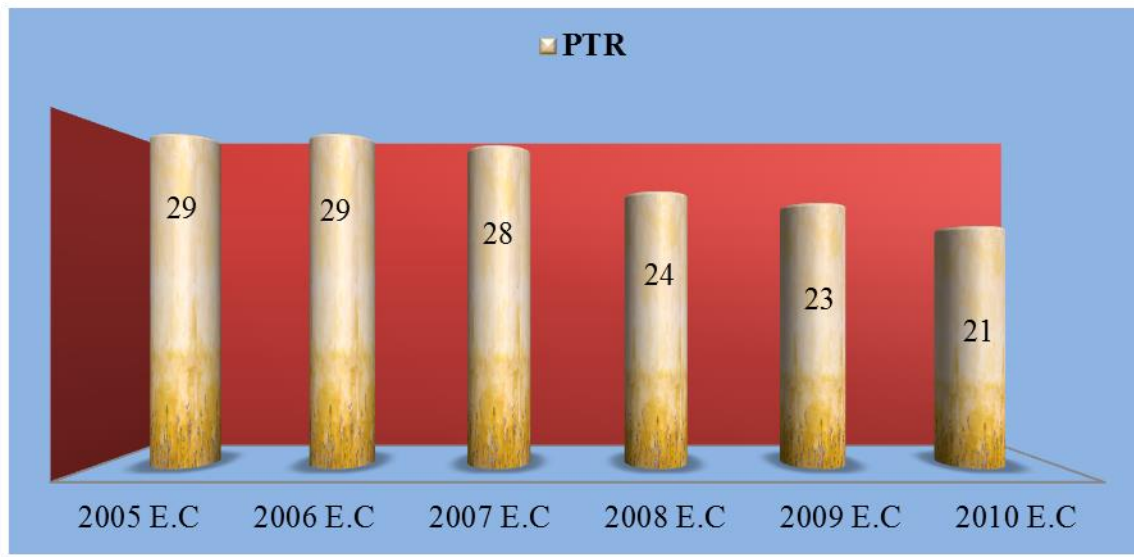
Chart 3.15: Gender Parity Index in primary



# Education Statistics Annual Abstract 2010 E.C (2017/18 G.C)

As Chart 3.15, reveals the GPI in the primary school (1-8) on aggregate was greater than 1 in 2010 E.C. showing more enrollments of girls than boys to the system. This had been steadily maintained during the preceding consecutive years. The implication is that the number of girls enrolled in primary level exceeded the number of boys.

### 3.2.3 Pupil Teacher Ratio (PTR)



**Chart 3.16:** PTR in primary schools

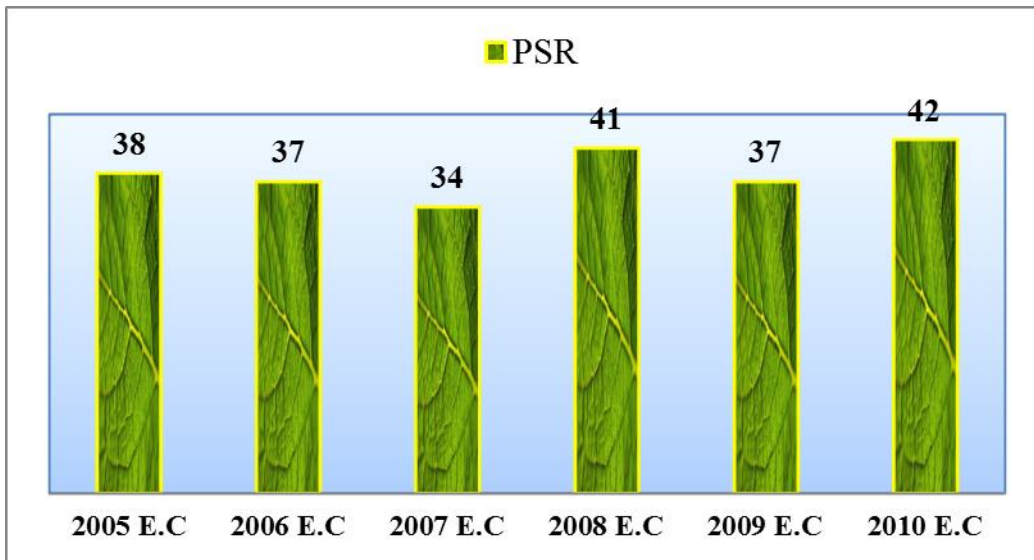
The PTR for primary education in 2010 E.C. has dropped down to 21 which intern created manageable class size for teachers to support their students.

**Table 3.8:** PTR in Government and non-government primary schools

Ownership	PTR ratio		
	2008 E.C	2009 E.C	2010 E.C
Government	1 : 25	1:25	1:25
Non-Government	1 : 20	1:20	1:17

The PTR for government schools in 2010 E.C is 1:25 while it is 1:17 for non-government schools, showing that non government schools' teachers have better chance of addressing their students individually. In the former years the PTR for both types of schools were more or less similar.

**3.2.4 Pupil Section Ratio (PSR)**



**Chart 3.17: Pupil Section Ratio (PSR)**

The PSR for primary (grades 1-8) is found to be 42 for the year 2010 E.C showing an increase in the number of students in each class.

**Table 3.9: PSR in Government, and Non-Government primary schools**

Ownership	PSR ratio		
	2008 E.C	2009 E.C	2010 E.C
Government	1 : 53	1:53	1:55
Non-Government	1 : 31	1:26	1:30

The PSR for government and non-government school shows great difference in the years considered. The PSR for government primary schools in 2010 E.C. is 1:55. Hence required to build more class rooms or/and schools to cope with the national standard (1:50).

3. 2.5 Internal Efficiency in primary schools

3.2.5.1 Dropout Rate

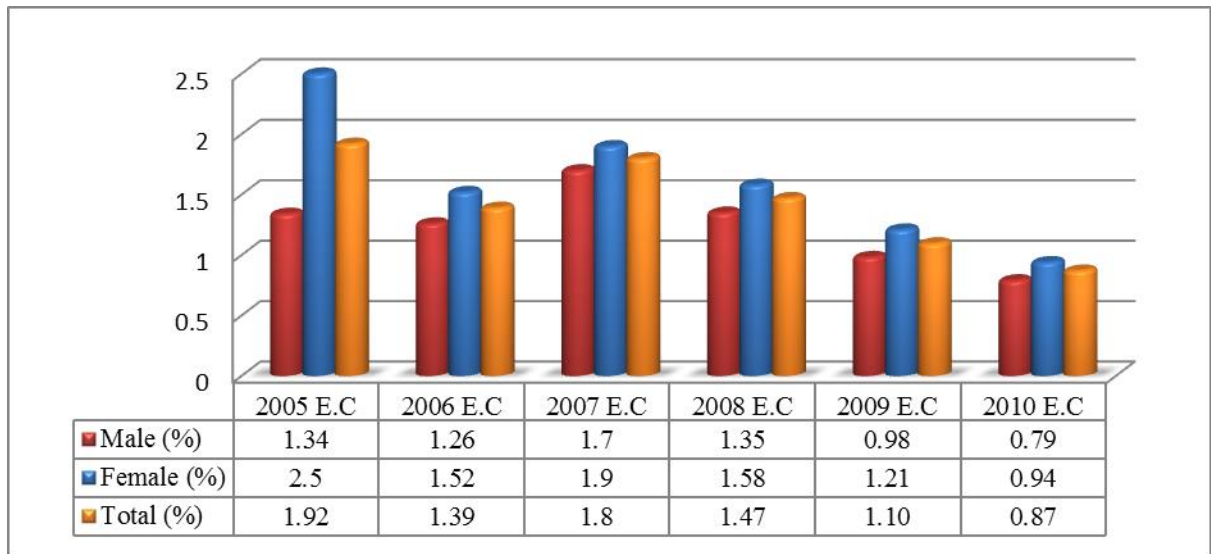


Chart 3.18 :dropout rate of grade 1-4

One of the focus areas of ESDP V is improving the overall internal efficiency by lowering the dropout rate to less than 1%. However, the trend of dropout rate of first cycle primary education (Grade1-4) as depicted in chart 3.18 fluctuates up and down, in 2010 E.C recorded less than 1(0.87%). Although the drop out rate declined through years, females’ dropout rate exceeded male across the years.

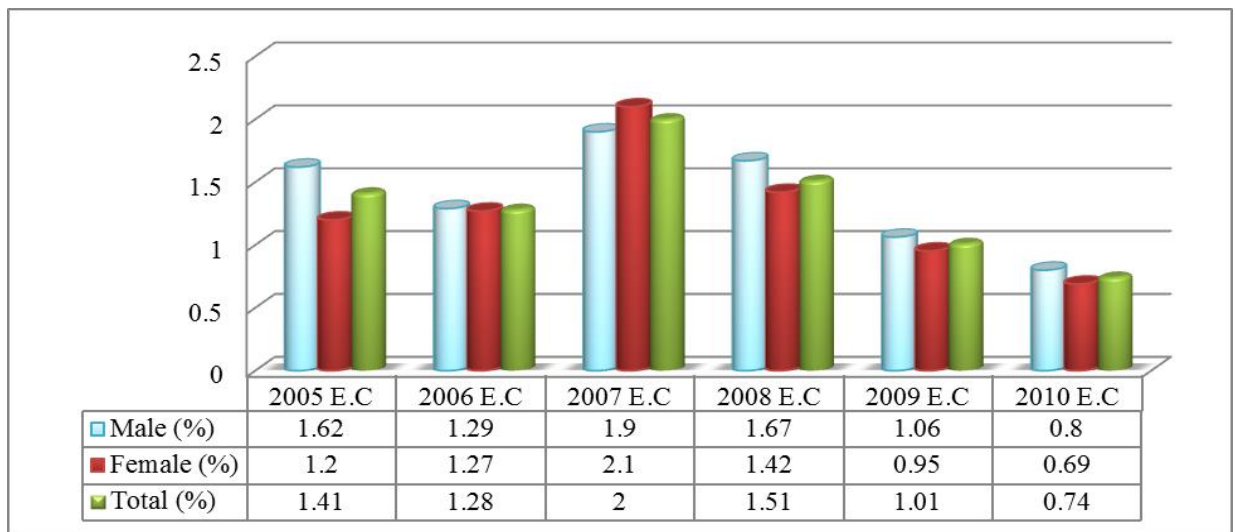
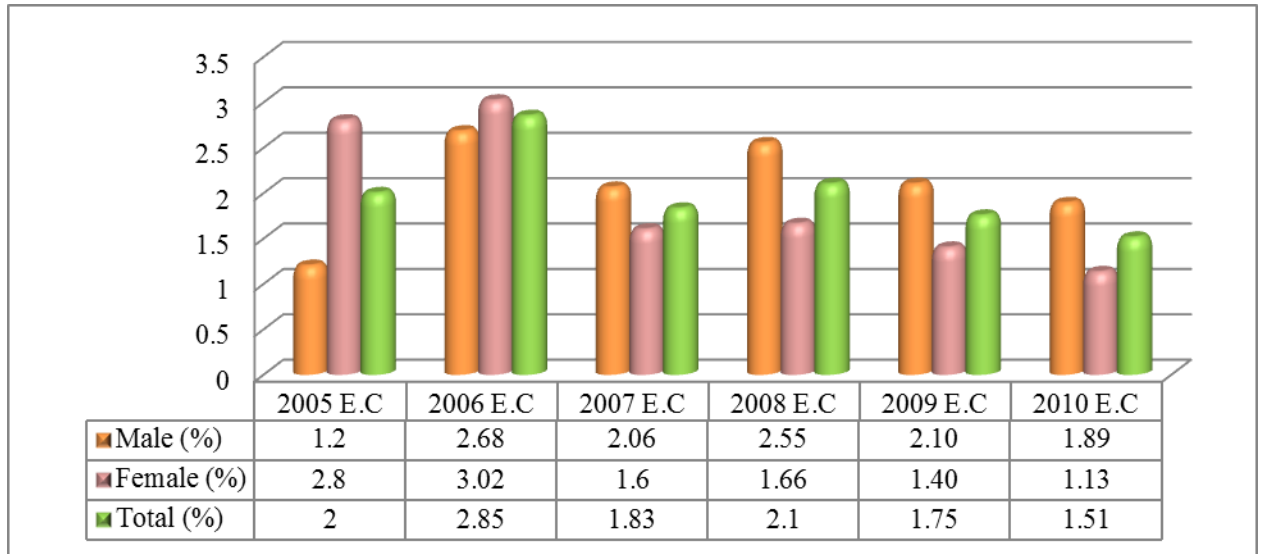


Chart 3.19: dropout rate of grade 5-7

# Education Statistics Annual Abstract 2010 E.C (2017/18 G.C)

The dropout rate of second cycle primary education (Grade 5-7) is 0.74% in 2010 E.C. Therefore, it is achieved the target set in ESDP V. In regarding sex males' dropout rate exceeded females throughout the six consecutive years except in 2007 E.C.

## 3.2.5.2 Repetition Rate



**Chart 3.20: repetition rate of primary school students**

As shown in chart 3.20; repetition rate for primary education fluctuates in the years considered. On average the repetition rate of 2010 E.C is 1.51% which exceeds the target set in ESDP V(1%). With regard to sex, Males repetition rate (1.89%) is higher than females (1.13%).

N.B:- Chart 3.20 doesn't include Grade 8 data.

3.2.5.3 Survival Rate

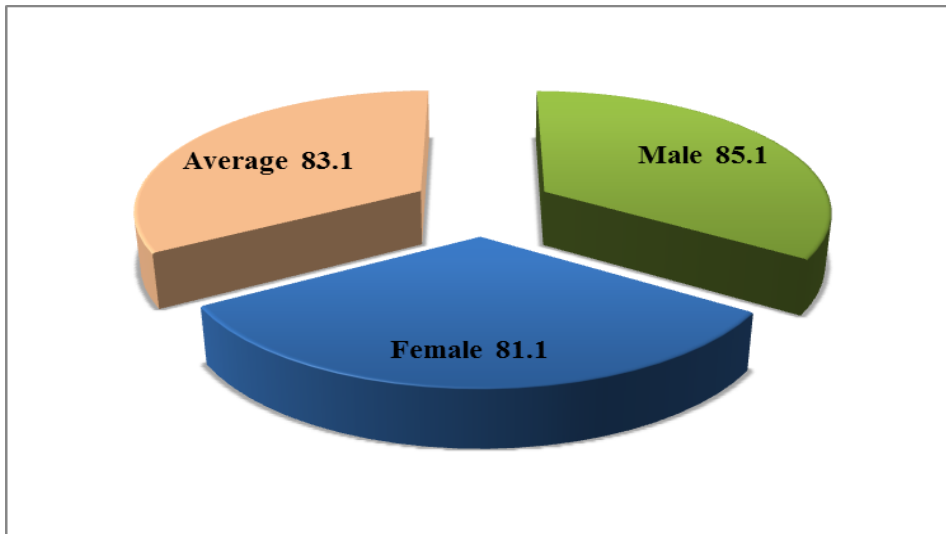


Figure 3.1: Survival Rate to 1st cycle (Grade1-4)

As indicated in figure 3.1, 85.1% boys and 81.1% girls survive in the 1st cycle of primary schools. The survival rate of these early grades needs to be strengthened.

3.2.5.4 Completion Rate

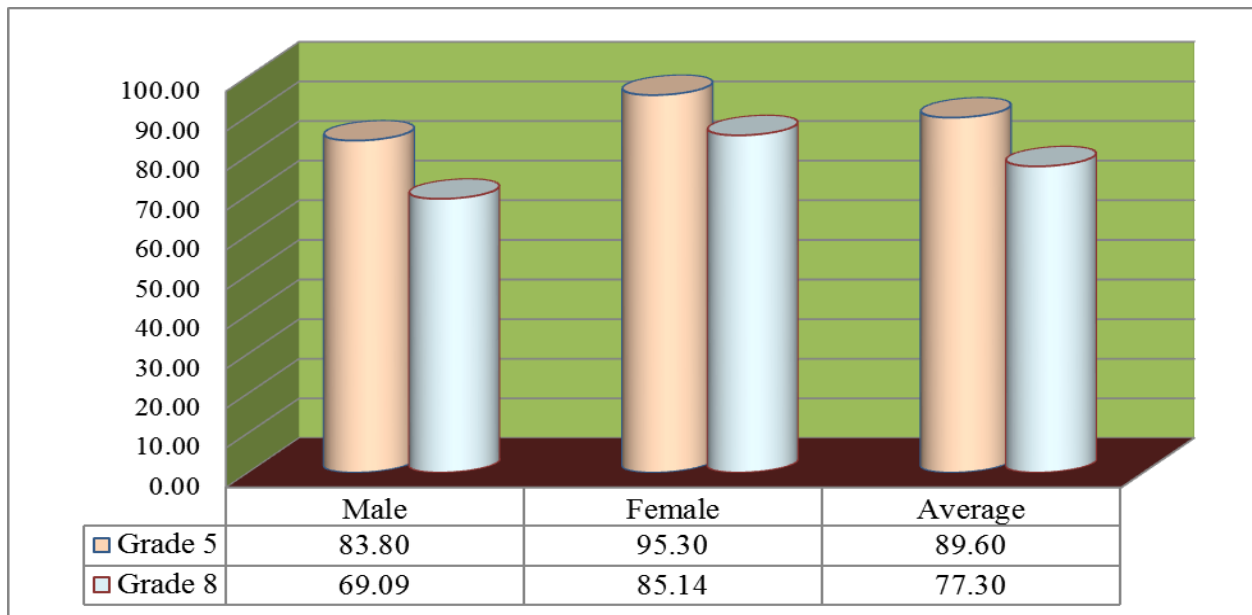
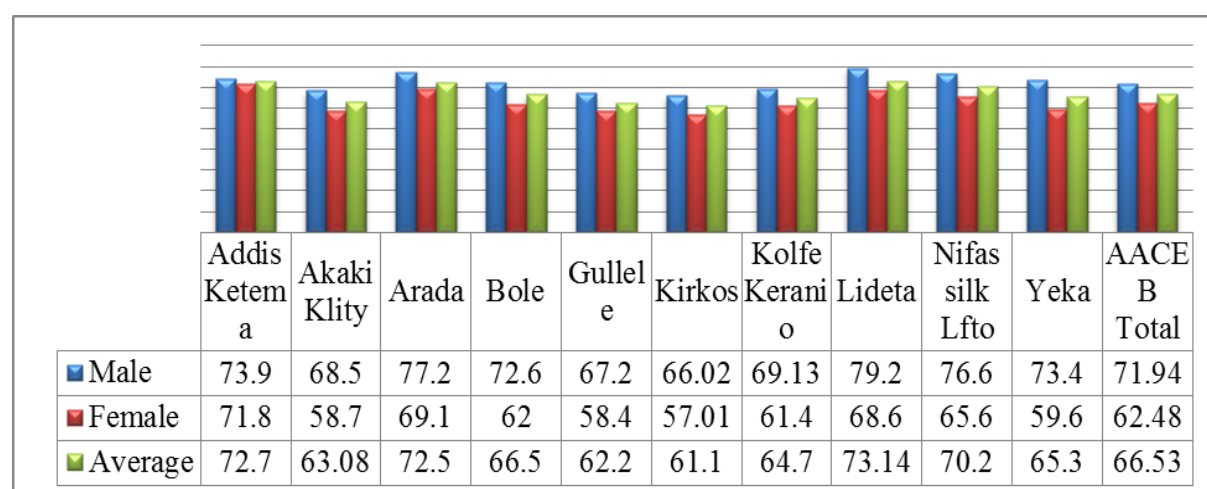


Chart 3.21: Completion Rate of Grades 5 and 8

## Education Statistics Annual Abstract 2010 E.C (2017/18 G.C)

It is natural that dropout and repetition rates negatively affect students' survival rates that in turn affect completion rate. Consequently, as shown in chart 3.21, (83.80%) boys and (95.30%) girls completed grade 5. On the other hand, the completion rate of grade 8 was 69.09% for boys and 85.14% for girls.

### 3.2.5.5 Promotion rate



**Chart 3.22:** promotion rate of grade 8 by sub city in % (2010 E.C)

As shown in chart 3.22, Lideta sub city exhibited the highest number of achievers, 73.14%, while the relative least number of achievers, 61.1%, went to Kirkos sub city. Sexwise, in all sub-cities female students achieved lower than male students.

**Table 3.10:** Promotion rate of grade 8 students

Year	Sat for Exam			Promoters			% Promoters		
	M	F	T	M	F	T	M	F	T
2005E.C	27509	33995	61504	19215	21330	40545	69.85%	62.74%	<b>65.92%</b>
2006E.C	26544	34963	61507	18947	22657	41604	71.38%	64.80%	<b>67.64%</b>
2007E.C	28391	37777	66168	21884	26332	48216	77.08%	69.70%	<b>72.87%</b>
2008 E.C	27566	37179	64745	20908	24846	45754	75.80%	66.80%	<b>70.70%</b>
2009 E.C	29294	38957	68251	22463	26384	48847	76.7%	67.7%	<b>72.2%</b>
2010 E.C	29753	39743	69496	21407	24834	46241	71.9%	62.5%	<b>66.5%</b>

As shown in table 3.10 the promotion rate recorded in 2005 E.C was 65.92%. The trend shows increment except 2010E.C. The promotion rate in 2010 E.C decreased from 72.2% to 66.5%. According to sex, more female students repeated than male students for the past six years.



### 3.3 Alternative Basic Education (ABE)

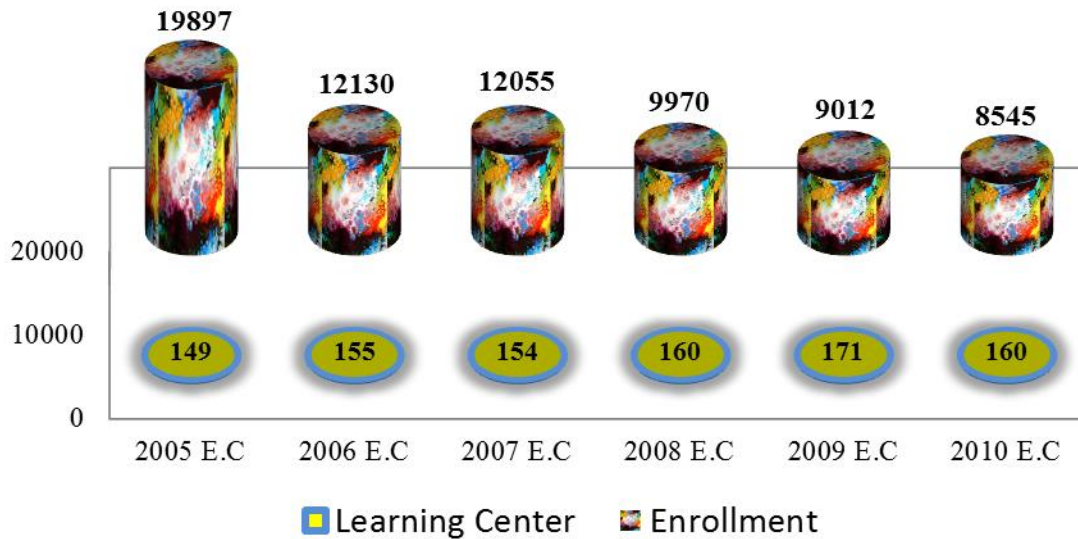


Chart 3.23: ABE Enrollments and Learning Centers

As shown in chart 3.23 the enrollment of ABE students was 19,897 in 2005 E.C but this has been decreasing until it reached 8,545 in the year 2010 E.C showing a decrease by 57.05% during the last 5 years. However, the learning centers showed an increase possibly due to expansion of residential areas (Condominium settlement locations) in Addis Ababa.

### 3.4 Secondary Education (Grade 9-12)

#### 3.4.1 No of General Secondary and Preparatory School


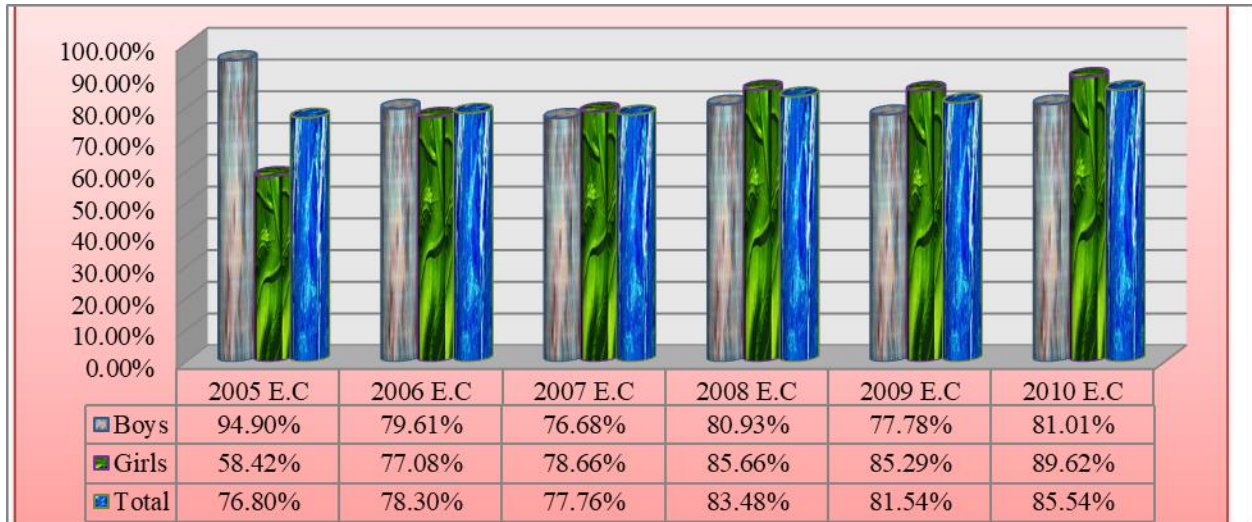


Chart 3.24: General Secondary and preparatory Schools



Regarding the expansion of secondary schools (chart 3.24), increasing trends in the number of secondary schools can be observed as of 2008 E.C.

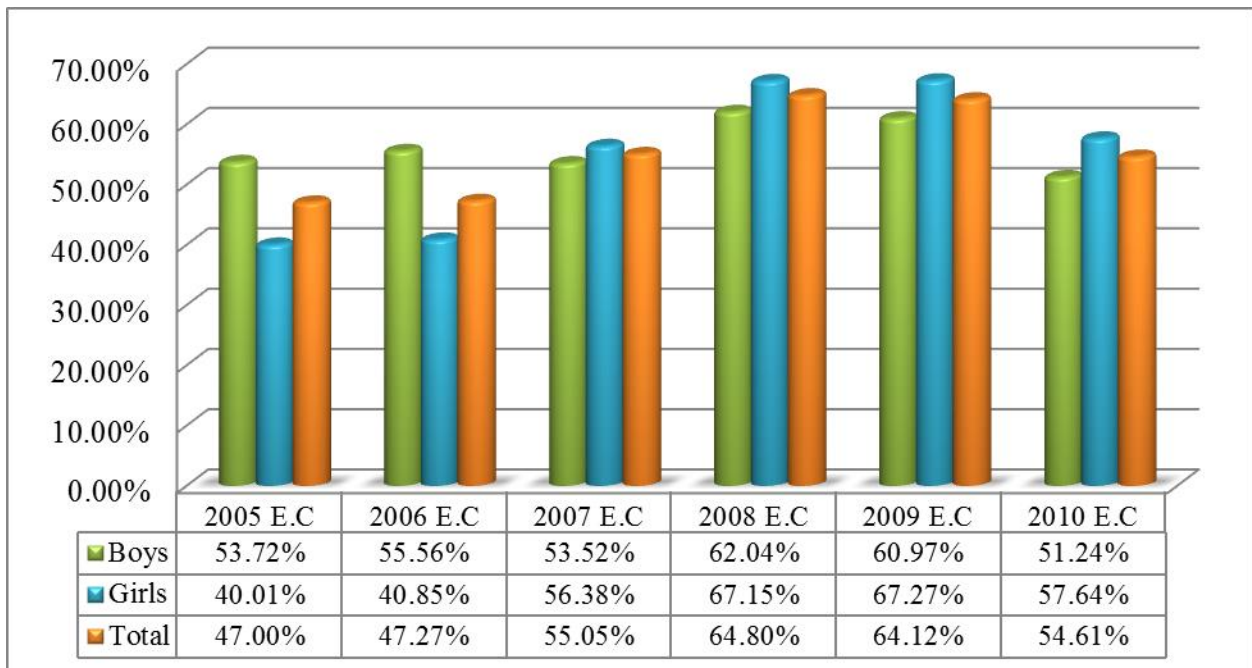
### 3.4.2. Gross Enrollment Rate (GER) for Grades 9-12



**Chart 3.25: Gross Enrollment Rate in General Secondary and Preparatory**

The gross enrollment rate of boys for secondary school has decreased with some ups and downs every other year since 2005 E.C while increasing for girls.

### 3.4.3. Net Enrollment Rate (NER) Grade 9-12



**Chart 3.26: Net Enrollment Rate in Secondary Education**

# Education Statistics Annual Abstract 2010 E.C (2017/18 G.C)

As shown in the chart above, the NER has oscillated up and down for boys while increasing for girls since 2005 E.C.

### 3.4.4. Enrollment in Preparatory schools (Grade 11-12)

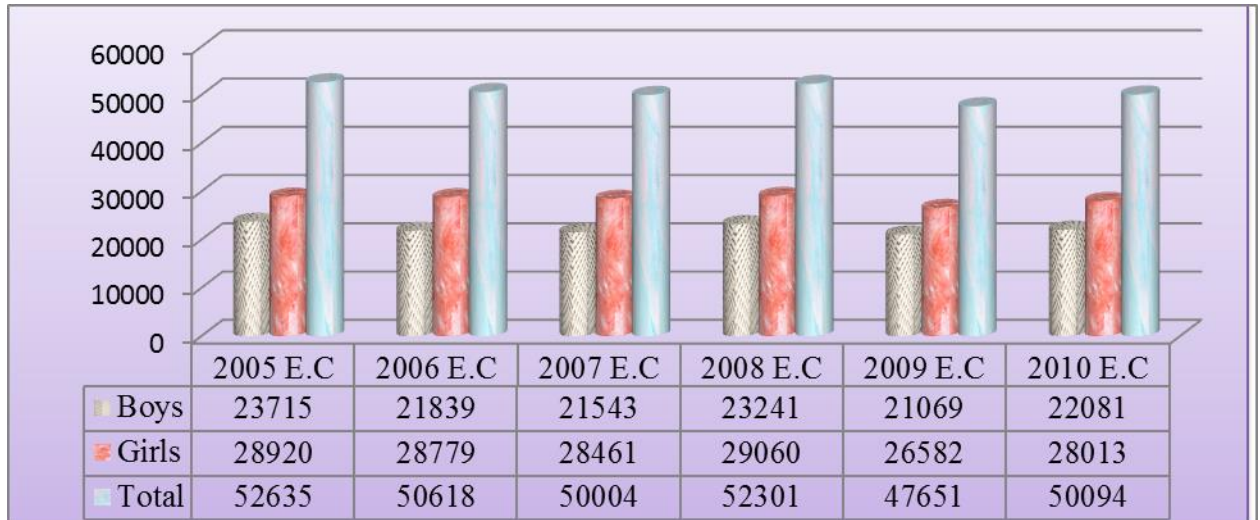


Chart 3.27: Preparatory Enrollment

Preparatory enrollment in Addis Ababa showed ups and down throughout the year (2005 E.C. to 2010 E.C.). Especially in 2009 E.C. the enrollment dropped down automatically. However there is an increment in 2010 E.C.

### 3.4.5. Gender Parity Index (GPI)

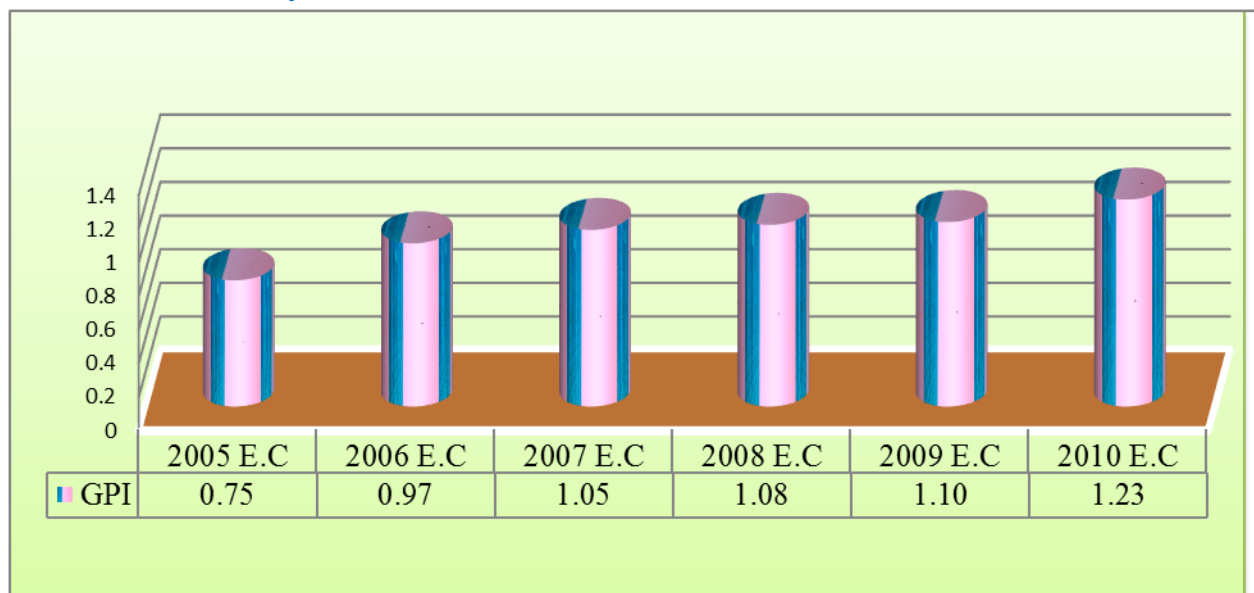


Chart 3.28: Gender Parity Index (GPI) Secondary Education

## Education Statistics Annual Abstract 2010 E.C (2017/18 G.C)

The data in chart 3.28 reveals that GPI was less than 1 in 2005 and 2006 E.C (0.75 and 0.97 respectively). This indicates that more boys were enrolled in secondary schools than girls in these years. On the other hand, GPI was greater than 1 in 2007, 2008, 2009 and 2010 E.C (1.05, 1.08, 1.10 and 1.23 respectively) showing the enrollments of more girls than boys to secondary schools in Addis Ababa in these years. Therefore, the data shows that more girls are benefited from secondary education at present.

### 3.4.6. Pupil Teachers Ratio in secondary school (PTR)

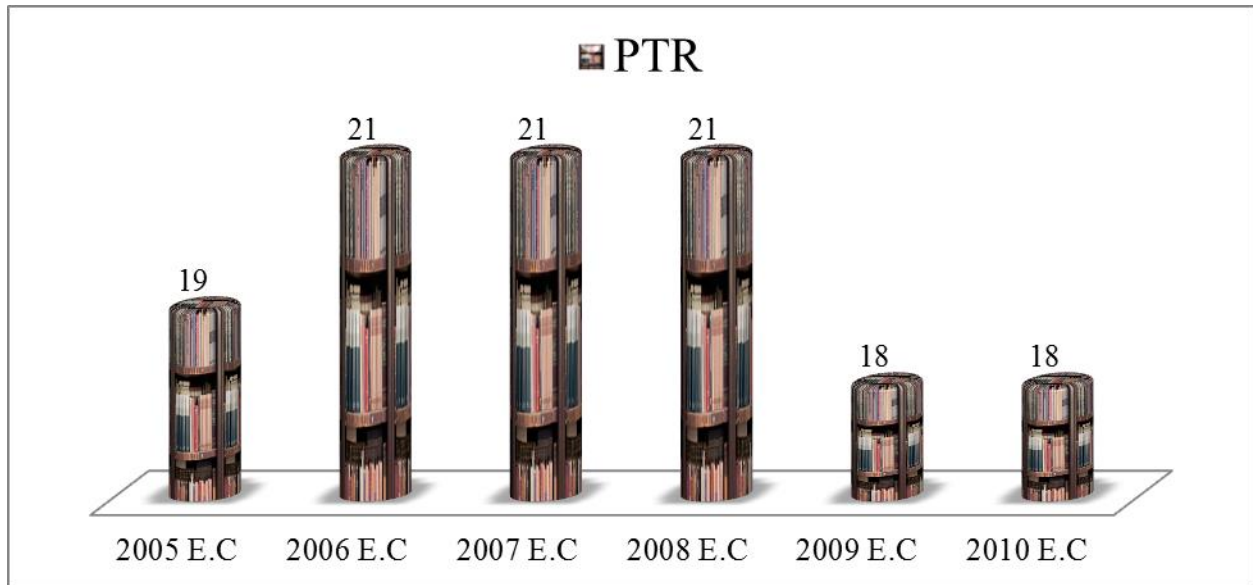


Chart 3.29: Pupil Teacher Ratios (PTR)

As shown in chart 3.29, the PTR is 1:21 from year 2006 up to 2008 E.C. However, in 2009 and 2010 E.C. the ratio decreased to 1:18.

Table 3.11: Pupil teacher ratio in government and non-government secondary schools /2008 to 2010E.C/

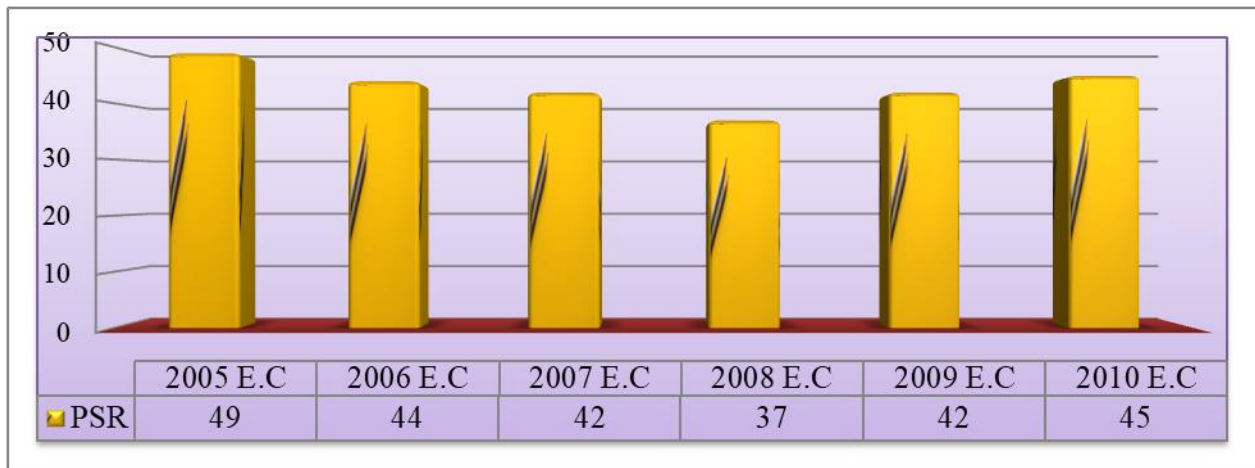
Level	Ownership	PTR		
		2008 E.C	2009 E.C	2010 E.C
Secondary /9-10/	Government	22	21	19
	Non-Government	16	16	18
Preparatory /11-12/	Government	18	13	15
	Non-Government	26	18	19

# Education Statistics Annual Abstract 2010 E.C (2017/18 G.C)

As can be seen from table 3.11, the pupil teacher ratios for government general secondary schools in 2010 E.C was 19 while this was reported as 18 for non-government schools and this is almost similar with the government schools ratio.

On the other hand, the pupil teacher ratio for the preparatory school is somewhat different from the general secondary schools. In this case, the PTR for government preparatory school is 1:15, while it is 1:19 for the non-government preparatory schools. In light of this, the PTR is in a better condition for the government preparatory schools.

### 3.4.7. Pupil Section Ratio (PSR)



**Chart 3.30:** Pupil Section Ratio (PSR)

Chart 3.30 reveals an increase in the number of pupil section ratio in 2005 E.C. It also indicates a slightly decreasing trend in PSR from 2006-2008 E.C (44 to 37). In 2010 E.C, pupil-section ratio became 45 showing a bit increment.

**Table 3.12:** Pupil Section ratio in government and non-government secondary and preparatory schools

Level	Ownership	PSR Pratio		
		2008 E.C	2009 E.C	2010 E.C
Secondary /9-10/	Government	1:47	1:47	1:63
	Non-Government	1:30	1:30	1:31
Preparatory /11-12/	Government	1:42	1:40	1:50
	Non-Government	1:25	1:31	1:32

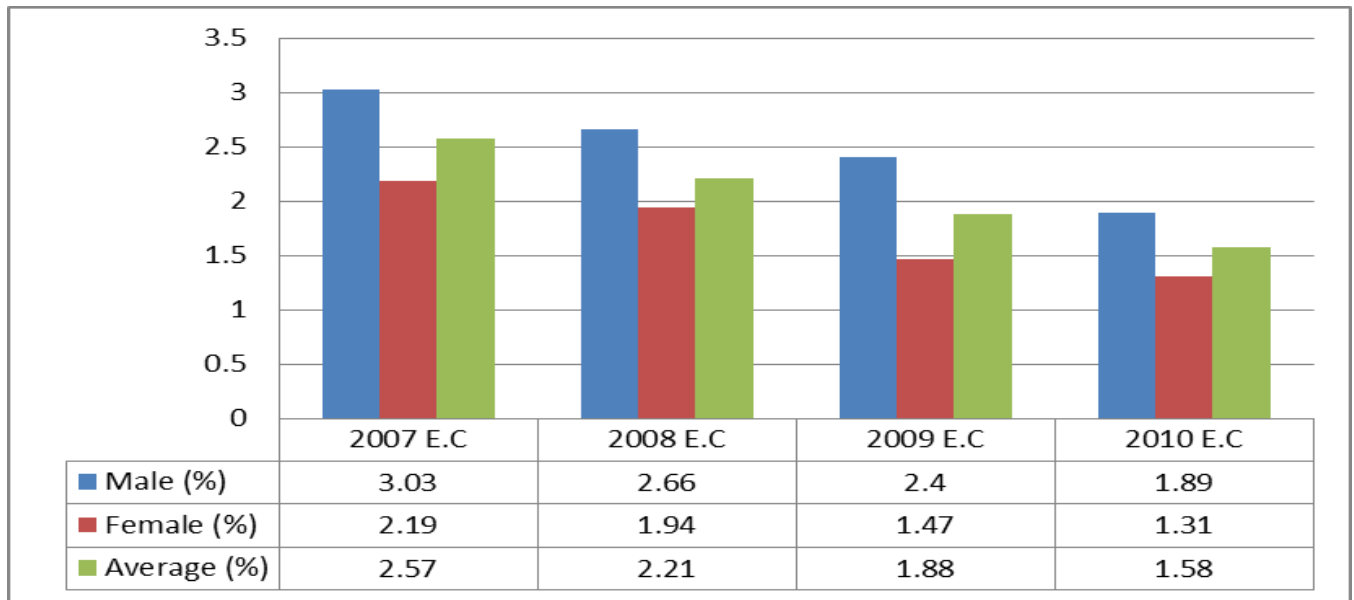
The data in table 3.12 indicates that the PSR in 2008 E.C, 2009 E.C. and 2010 E.C of the general secondary schools in Government secondary school is greater than non government. In line with this, the government

general secondary school is found to be 1: 63 in 2010 E.C while this is by far less for the non-government secondary schools 1:31.

Regarding preparatory schools, better PSR is observed in government school (1:50) as compared to general secondary school. However there is no significance difference in non government school (1:32).

### 3.4.8 Internal Efficiency in secondary schools

#### 3.4.8.1 Dropout rate of grade 9



**Chart 3.31: Dropout rate of grade 9**

With regard to Grade 9 as graphically presented in chart 3.31, the dropout rates are more than 1% which is above the target set in ESDP V. When sex is considered, more females stayed in school than males in all academic years. Generally the dropout rate was lower in 2010 E.C (1.58%) when compared with 2.57% in 2007 E.C.

3.4.8.2 Dropout rate of grade 11

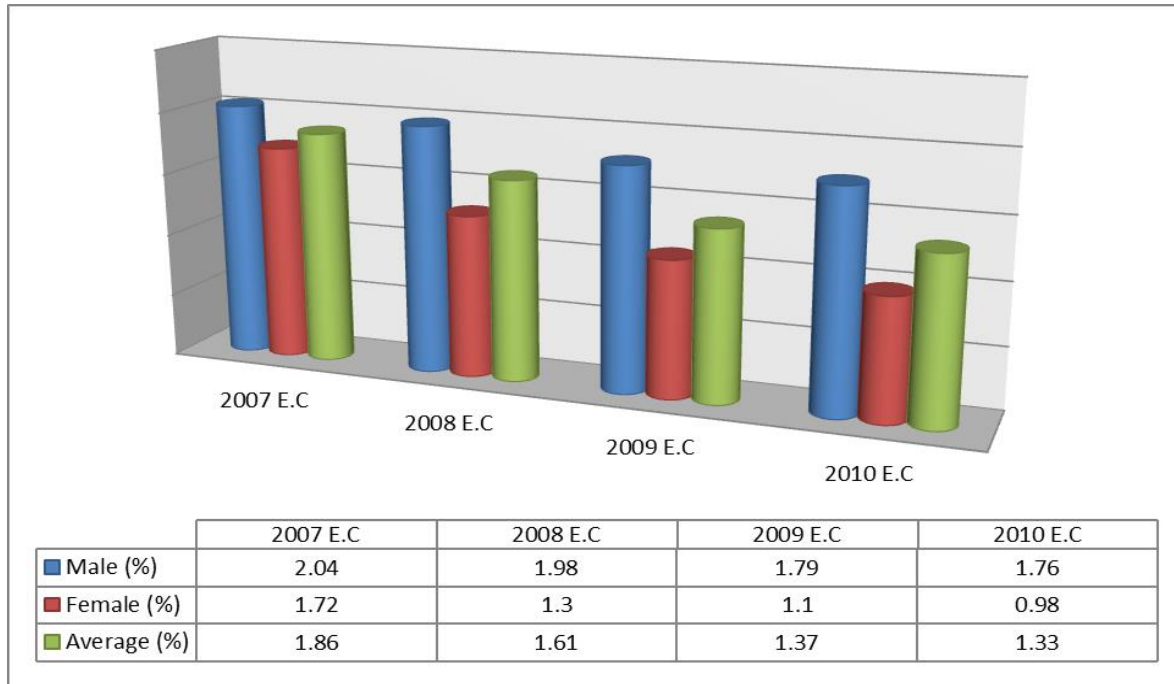


Chart 3.32: Dropout rate of grade 11

With regard to Grade 11 dropout as graphically presented in chart 3.32, the dropout rates are more than 1% which is above the target set in ESDP V. When sex is considered, more females stayed in school than males in all academic years. Generally the dropout rate was lower in 2010 E.C (1.33%) than 1.86% in 2007 E.C.

3.4.8.3 Repetition rate of grade 9

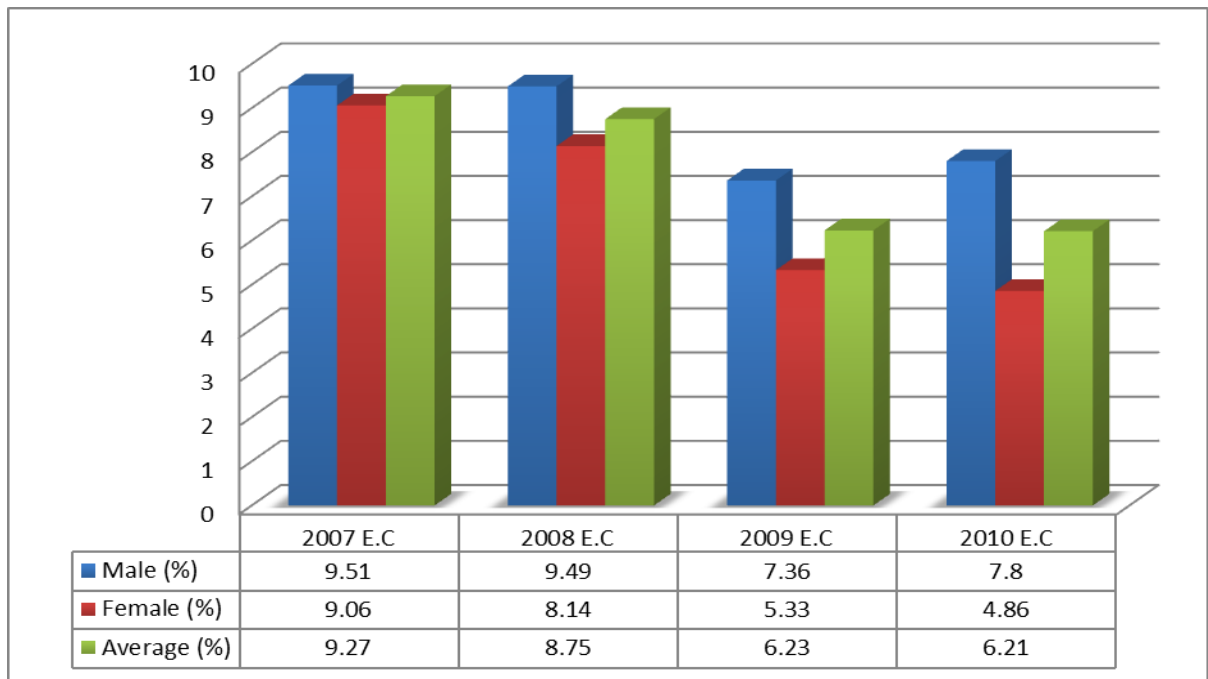


Chart 3.33: Repetition rate of grade 9

In reference to chart 3.33, the repetition rate of grade 9 students is 6.21% in 2010E.C. However there is improvement year to year the repetition rate is higher than the target set in ESDP V (1%). With regard to sex, male students repeated more than females in the described years.

3.4.8.4 Promotion rate of grade 10

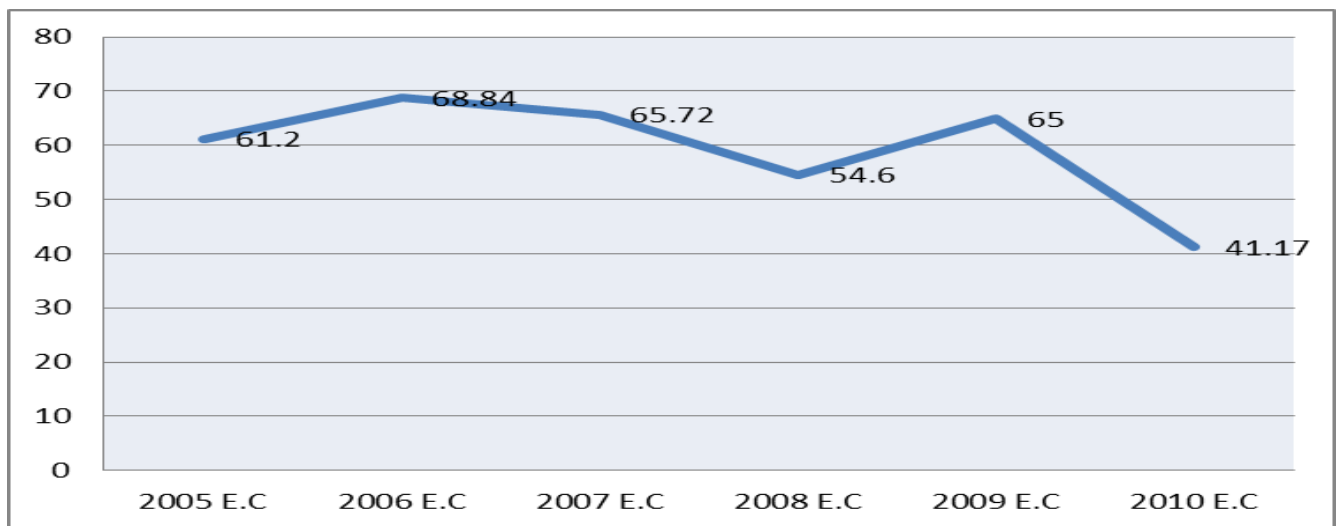


Chart 3.34: promotion rate of grade 10

Based on chart 3.34, percentage of promoted students in grade 10 is highly decreased (41.17%) in 2010 E.C. In relation with this, percentage of promoted students can not reach the target set in ESDP V (86%).

### 3.4.8.4 Promotion rate of grade 12

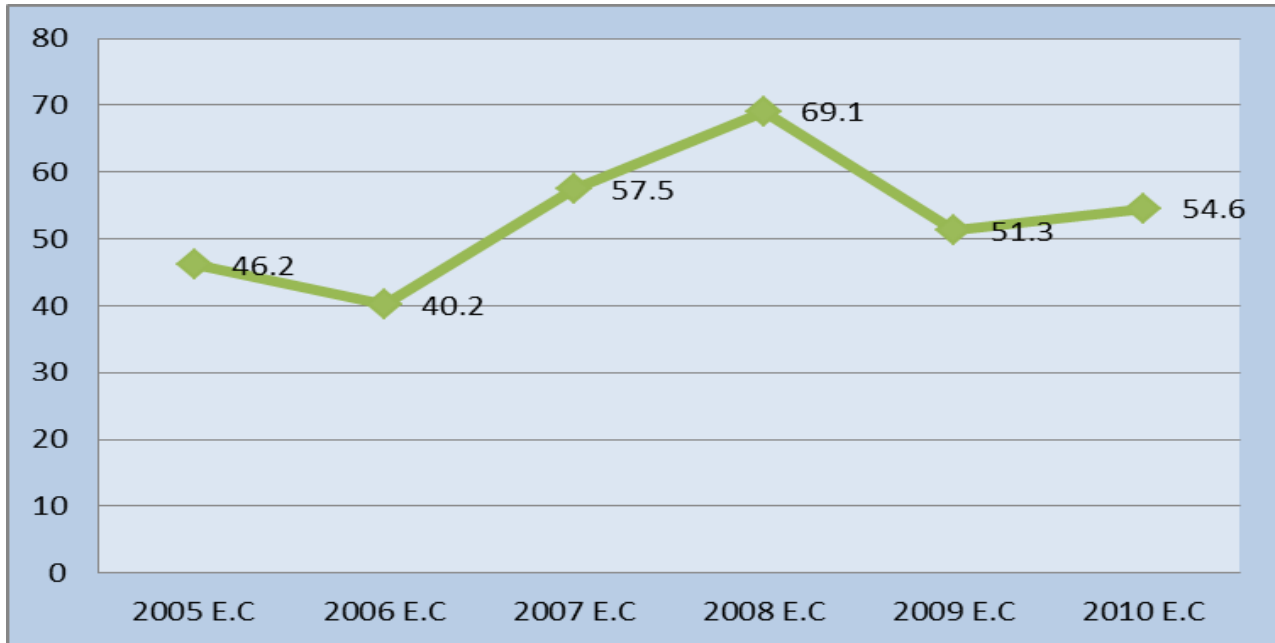
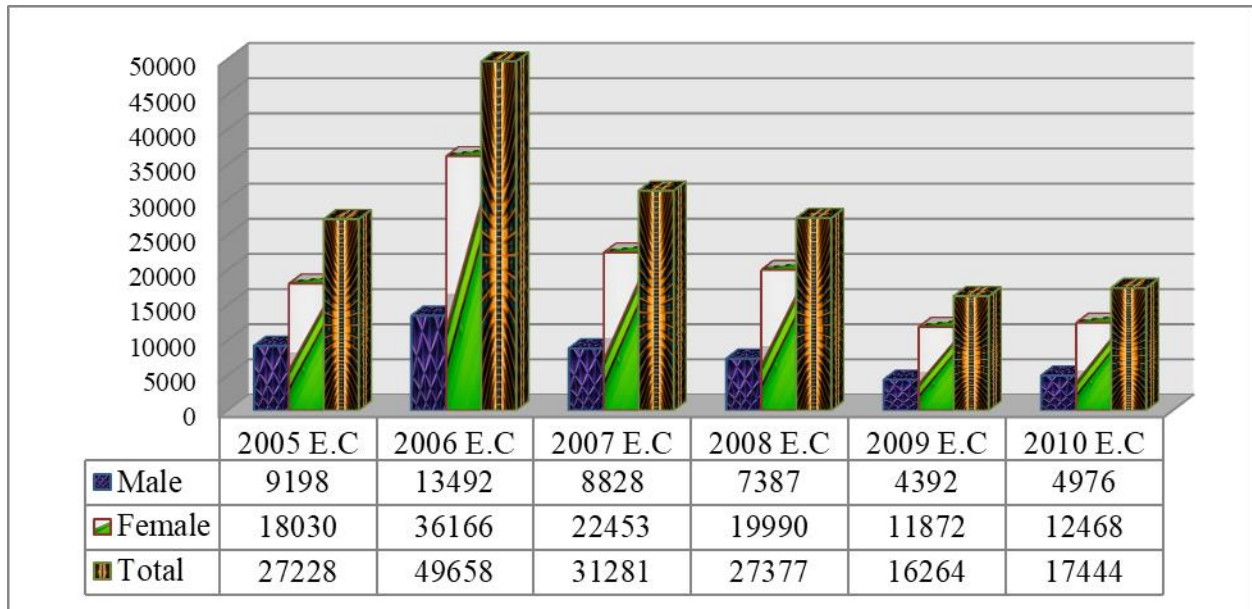


Chart 3.35: promotion rate of grade 12

As shown in chart 3.35, the percentage of promoted students in grade 12 has shown up and down trend through out the year.

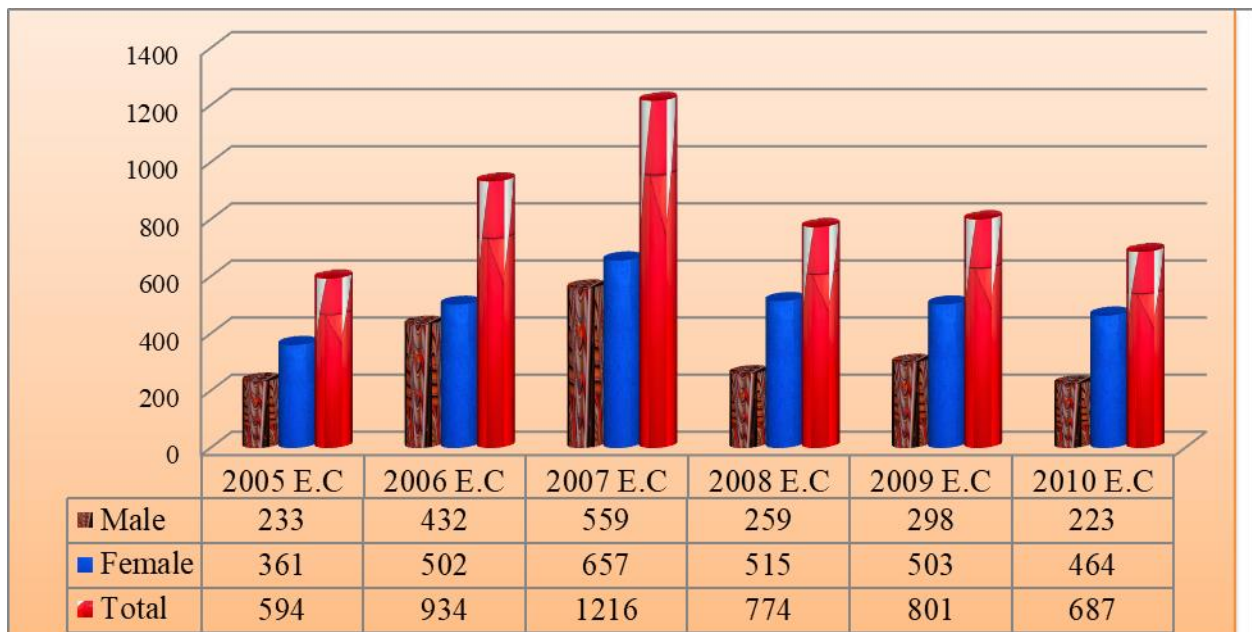


**3.5. Integrated Functional Adult Education (IFAE)**



**Chart 3.36: Integrated Functional Adult Education (IFAE) Enrollments**

Chart 3.36 presents the enrollments of Integrated Functional Adult Education (IFAE) with respect to sex against the recent past consecutive years. In line with this, the largest enrollment, 49,658 (13,492 + 36,166), was recorded in 2006 E.C in which the lion’s share (72.83%) went to females. In sum, the number of attendants observed rising and falling consecutively with females highly dominating population in all of the years.



# Education Statistics Annual Abstract 2010 E.C (2017/18 G.C)

**Chart 3.37: Integrated Functional Adult Education (IFAE) facilitators.**

Chart 3.37 demonstrates the number of facilitators deployed to run Integrated Functional Adult Education (IFAE), since 2005 E.C up to 2010 E.C. Accordingly, there were 223 Male and 464 Female in 2010 E.C. From these records, majority of the facilitators were females in the years considered.

## 3.6 School Feeding

**Table 3.13: School Feeding Program beneficiaries at sub city level**

Sub cities	Number of Government Primary School	Number of schools with Feeding Program	Number of Beneficiary students by “Yenat Weg”			Number of Beneficiary students by “other stakeholders”			Number of schools without Feeding Program
			Male	Female	Total	Male	Female	Total	
Addis Ketema	23	23	1,138	950	2,088	588	531	1119	0
Akaki Kality	24	16	920	795	1,715	278	494	772	6
Arada	22	23	912	751	1,663	583	602	1185	0
Bole	21	18	579	638	1,207	314	262	576	2
Kirkos	21	21	975	898	1,874	461	442	903	0
Gulele	20	18	1,426	1,520	2,946	198	162	360	2
Kolfe	27	25	1,146	1,065	2,211	698	568	1266	1
Lideta	18	16	844	915	1,759	253	234	487	2
Nifas Silk	22	19	1,008	1,095	2,102	772	697	1469	2
Yeka	27	27	1,369	1,116	2,485	1103	952	2055	0
<b>Total</b>	<b>225</b>	<b>206</b>	<b>10,317</b>	<b>9,743</b>	<b>20,060</b>	<b>5,248</b>	<b>4,944</b>	<b>10,192</b>	<b>15</b>

The table above depicts as 20,060 students became beneficiaries of school feeding program by the intervention of “Yenat Weg” and 10,192 students by other education stakeholders. In line with this among 225 Government primary schools 19 schools did not get the opportunity and also more needy students are expected even in the benefited schools. Therefore, attention is given to address the need of all children

## 3.7. School Facility

The purpose of teaching is to develop activities that will give learners the opportunity to gain knowledge, develop new skills and think about their attitudes and values. In line with this the issue of resources and facilities need to be given due attention in planning worthy learning activities.

In the contemporary world School facilities, such as library, laboratory, ICT and radio have become resources of top priority to progressively enhance quality of education and in creating conducive teaching



## Education Statistics Annual Abstract 2010 E.C (2017/18 G.C)

learning environments. The availability of proper school facilities is one of the prominent school variables that determine the attainment of quality education by continuously improving attendance of students. Cognizant of this, the CGAAEB has been doing its level best to avail school facilities and instructional resources in all government schools. In line with this, the 2010 E.C data related to school facilities in primary and secondary schools are shown as follows.

**Table 3.14: School Facility of Primary Schools 2010 E.C (2017/18)**

Sub-city	Number of Schools		Schools having Library		Schools having Laboratory		Schools having ICT		Schools provide radio service		Schools having Pedagogy center	
	Government	Non-Government	Government	Non-Government	Government	Non-Government	Government	Non-Government	Government	Non-Government	Government	Non-Government
Addis Ketema	23	19	23	17	21	14	19	14	23	14	23	17
Akakikality	24	45	22	45	19	34	13	24	22	43	21	44
Arada	22	29	22	29	22	29	22	29	22	12	22	29
Bole	21	91	21	84	20	71	16	66	27	63	21	85
Gullele	20	37	17	36	18	35	16	23	16	33	17	37
Kirkos	21	32	18	28	21	25	21	25	18	22	21	26
Kolfe-Keranio	27	106	26	102	25	95	20	81	26	99	26	104
Lideta	18	12	18	12	16	10	15	6	19	12	18	12
Nifasilk-Lafto	22	114	22	112	24	113	22	98	24	96	20	112
Yeka	27	90	26	88	25	76	10	41	23	67	24	90
<b>Total</b>	<b>225</b>	<b>575</b>	<b>215</b>	<b>553</b>	<b>211</b>	<b>502</b>	<b>174</b>	<b>407</b>	<b>220</b>	<b>461</b>	<b>213</b>	<b>556</b>

**Library:** Table 3.14 depicts that of the total 225 government and 575 non-government primary schools, 215 and 553 have libraries respectively. This reveals as a significant number of schools under both ownership deny their respective students their right to refer books.

**Laboratory:** the presence of a multipurpose (three-in- one) and well-organized laboratory is crucial for all primary schools to make the teaching –learning process more practical and appealing to the learners. However, Table 3.14 depicts that of the total 225 government and 575 non-government primary schools, 211 and 502 have laboratories respectively. This reveals as a significant number of schools under both ownership deny their respective students their right to learn in practice or/and demonstration.



## Education Statistics Annual Abstract 2010 E.C (2017/18 G.C)

**Information and communication technology (ICT)** plays a vital role in making tangible the teaching learning process through implementing simulation and others. However, the states of this input is poorest than library and laboratory services.

**Radio:** like those inputs mentioned above are essential to develop better teaching-learning process and hence all primary schools are required to have radios. The data in table 3.14 shows that only 5 Government primary schools do not use it while the number reached 114 in case of private primary schools .

**School Pedagogical Center:** These centers are important sources of locally prepared and or purchased teaching aids to support the teaching learning process. Unlike the case in using radio, nineteen private primary schools has no this center while the number is twelve incase of Government ones.

**Table 3.15: School Facility in secondary and preparatory schools (Both Private and Government schools)**

Sub-city	No of Schools		No of schools with library service		No of schools with science laboratory service								No of schools with ICT laboratory service		No of schools with Plasma TV service		No of schools with Guidance and Counseling service	
					Non Government				Government									
	Non-Government	Government	Non-Government	Government	3 in 1	3 in 2	3 in 3	No science laboratory	3 in 1	3 in 2	3 in 3	No science laboratory	Non-Government	Government	Non-Government	Government	Non-Government	Government
Addis Ketema	4	5	4	5	0	0	4	0	0	0	5	0	4	5	0	5	3	5
Akaki Kality	5	10	5	8	0	0	5	0	1	1	7	1	5	6	0	8	7	9
Arada	15	8	15	8	0	0	15	0	0	0	8	0	15	8	0	8	15	8
Bole	26	8	25	6	0	2	22	2	0	1	5	2	26	6	0	6	26	7
Gulele	15	6	15	6	1	4	10	0	0	0	6	0	14	6	0	6	14	6
Kirkos	8	5	8	5	1	1	6	0	0	0	5	0	8	11	2	6	6	5
Kolfe Keranio	25	8	25	8	12	4	9	0	1	2	5	0	22	8	2	8	19	7
Lideta	0	3	0	3	0	0	0	0	0	0	3	0	0	3	0	3	0	3
Nifas Silk	34	10	34	9	6	12	16	0	2	2	5	1	30	7	2	8	19	7
Yeka	18	9	18	9	1	0	17	0	1	1	7	0	23	9	0	8	16	10
<b>Total</b>	<b>150</b>	<b>72</b>	<b>149</b>	<b>67</b>	<b>21</b>	<b>23</b>	<b>104</b>	<b>2</b>	<b>5</b>	<b>7</b>	<b>56</b>	<b>4</b>	<b>147</b>	<b>69</b>	<b>6</b>	<b>66</b>	<b>125</b>	<b>67</b>

**Libraries:** As shown in table 3.15, availability of library (216) is less than number of secondary and preparatory schools (222) showing schools having no library.

**Laboratories:** Among 222 schools 6 of them have no labrotories, 26 schools have 3 in 1, 30 schools have 3 in 2 labrotories and only 160 schools have 3 in 3 labrotories which feets the expected standard.

**Plasma:** The satellite television educational program was launched in 1996 E.C to improve the quality of learning in secondary schools. It is commonly referred to as the ‘Plasma’ program. As it is shown in table



## Education Statistics Annual Abstract 2010 E.C (2017/18 G.C)

3.15, 72 (32.43%) secondary and preparatory schools are equipped with plasma television to provide television-assisted instruction. On the other hand, 150 (67.56%) secondary and preparatory schools do not provide television-assisted instruction.

**Information and communication (ICT):** Number of ICT laboratories is less than the number of schools in both ownership types. There are schools which have no ICT rooms.

### 3.8: Pupils with Disability

Table 3.16: Pre-primary Education Enrollment of pupils with Disability

Sub-City	Visual Impairment		Hearing Impairment		Physical Impairment		Intellectual Disability		Other		Total		
	M	F	M	F	M	F	M	F	M	F	M	F	T
Addis Ketema	21	26	13	8	12	4	28	30	92	87	166	155	321
Akaki-Kaliti	6	7	7	1	6	4	18	10	12	7	49	29	78
Arada	0	4	0	0	5	4	4	5	14	1	23	14	37
Bole	0	2	16	14	6	3	3	1	189	176	214	196	410
Gullelie	7	4	2	0	7	6	6	7	65	41	87	58	145
Kirkos	14	8	0	4	7	5	10	6	14	9	45	32	77
Kolfe-Keranio	37	13	27	9	15	16	40	31	66	55	185	124	309
Lideta	3	1	0	1	9	6	16	7	70	46	98	61	159
Nefas Silk-Lafto	5	3	3	1	8	5	17	10	10	8	43	27	70
Yeka	3	1	25	24	28	19	39	27	197	114	292	185	477
<b>Total</b>	<b>96</b>	<b>69</b>	<b>93</b>	<b>62</b>	<b>103</b>	<b>72</b>	<b>181</b>	<b>134</b>	<b>729</b>	<b>544</b>	<b>1202</b>	<b>881</b>	<b>2083</b>

Table 3.16, shows that pre-primary enrollment of Students with disability: Visual Impairment 165 (7.92%), Hearing Impairment 155 (7.44%), Physical Impairment 175 (8.40%), Intellectual Disability 315 (15.12%) and Others<sup>2</sup> Disability 1273 (61.11%).

<sup>2</sup> Others : with Communication, Behavioral and socialization, Learning, Multiple and Autistic problems



## Education Statistics Annual Abstract 2010 E.C (2017/18 G.C)

**Table 3.17: Primary Education (grade 1-8) Enrollment of Pupils with Disability**

Sub-City	Visual Impairment		Hearing Impairment		Physical Impairment		Intellectual Disability		Other		Total		
	M	F	M	F	M	F	M	F	M	F	M	F	T
Addis Ketema	204	231	91	83	20	21	41	34	744	573	1100	942	2042
Akaki-Kaliti	90	95	77	68	45	20	92	49	188	131	492	363	855
Arada	91	99	26	39	17	20	48	30	245	222	427	410	837
Bole	7	6	29	28	13	13	15	14	1104	1011	1168	1072	2240
Gullelie	101	127	65	80	19	21	55	58	387	330	627	616	1243
Kirkos	87	87	26	21	23	28	35	32	197	147	368	315	683
Kolfe-Keranio	428	418	192	163	86	80	108	75	445	331	1259	1067	2326
Lideta	43	60	17	19	14	14	27	29	271	251	372	373	745
Nefas Silk-Lafto	153	195	112	116	33	21	40	38	129	149	467	519	986
Yeka	4	5	31	33	61	54	98	66	946	793	1140	951	2091
<b>Total</b>	<b>1208</b>	<b>1323</b>	<b>666</b>	<b>650</b>	<b>331</b>	<b>292</b>	<b>559</b>	<b>425</b>	<b>4656</b>	<b>3938</b>	<b>7420</b>	<b>6628</b>	<b>14048</b>

Similarly, the primary education enrollment of students with disability is as follows:-Visual Impairment 2531 (18.02%), Hearing Impairment 1316 (9.37%), Physical Impairment 623(4.43%), Intellectual Disability 984(7%), and others 8594(61.2%).

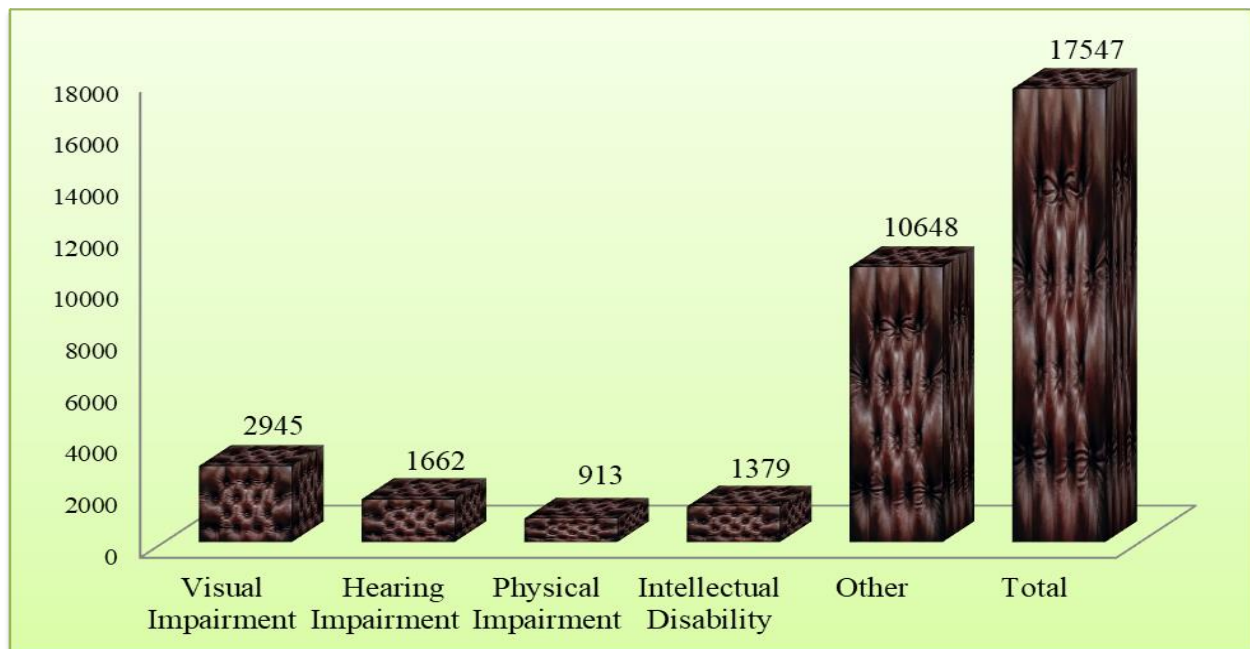


# Education Statistics Annual Abstract 2010 E.C (2017/18 G.C)

**Table 3.18:** The Secondary Education (grade 9-12) Enrollment of pupils with Disability

Sub-City	Visual Impairment		Hearing Impairment		Physical Impairment		Intellectual Disability		Other		Total		
	M	F	M	F	M	F	M	F	M	F	M	F	T
Addis Ketema	19	15	5	2	2	2	6	4	11	6	43	29	72
Akaki-Kaliti	3	3	2	1	7	4	1	0	37	30	50	38	88
Arada	27	29	67	92	3	2	1	0	4	4	102	127	229
Bole	0	0	0	0	1	2	0	0	110	109	111	111	222
Gullelie	14	31	2	7	15	11	4	0	44	74	79	123	202
Kirkos	2	0	0	0	5	4	4	1	12	4	23	9	32
Kolfe-Keranio	37	45	3	6	13	6	3	2	59	41	115	100	215
Lideta											0	0	0
Nefas Silk-Lafto	11	9	0	0	1	6	26	12	2	1	40	28	68
Yeka	0	4	3	1	15	16	8	8	105	128	131	157	288
<b>Total</b>	<b>113</b>	<b>136</b>	<b>82</b>	<b>109</b>	<b>62</b>	<b>53</b>	<b>53</b>	<b>27</b>	<b>384</b>	<b>397</b>	<b>694</b>	<b>722</b>	<b>1416</b>

According to the table 3.18, the enrollments of students with disability are: - Visual Impairment 249 (17.58%), Hearing Impairment 191 (13.49%), Physical Impairment 115 (8.12%), intellectual disability 80 (5.65%) and others 781(55.16%)



**Chart 3.38:** The total Enrollment of pupils with disability from KG – grade 12

## Education Statistics Annual Abstract 2010 E.C (2017/18 G.C)

Chart 3.38 shows that **17,547** students with disabilities enrolled in 2010 E.C. it also indicates the number of students with their disability category as follows: Visual Impairment, Hearing Impairment, Physical Disability, Intellectual Disability and others are 2945, 1662, 913, 1379 and 10648 respectively.

**Table 3.19: The enrollment of Pupils with Disability from Year 2006 E.C-2010 E.C**

Students With Special needs	2006 E.C			2007 E.C			2008 E.C			2009 E.C			2010 E.C		
	M	F	T	M	F	T	M	F	T	M	F	T	M	F	T
Visual Impairment	246	256	502	610	573	1183	2514	3446	5960	1633	1966	3599	1417	1528	2945
Hearing Impairment	362	355	717	405	406	811	982	1033	2015	1122	1224	2346	841	821	1662
Intellectual Disability	406	316	722	359	308	667	748	628	1376	707	550	1257	793	586	1379
Physical Disability	232	173	405	740	836	1576	855	689	1544	481	404	885	496	417	913
Others	2192	2144	4336	4908	5011	9919	8906	7377	16283	5005	4879	9884	5769	4879	10648
<b>Total</b>	<b>3438</b>	<b>1312</b>	<b>6682</b>	<b>7022</b>	<b>7134</b>	<b>14156</b>	<b>14005</b>	<b>13173</b>	<b>27178</b>	<b>8948</b>	<b>9023</b>	<b>17971</b>	<b>9316</b>	<b>8231</b>	<b>17547</b>

As indicated in table 3.19, the enrollment of pupils with disability in year 2006-2008 E.C has shown an increment trend. However, in 2010 E.C there is decrease enrollment. The CGAAEB has given due attention to give access to students with disability regardless of their impairment and learning difficulties.

**Table 3.20: The enrollment of students with Disability in all levels (2010 E.C)**

level	Total number of students 2010 E.C			Students with Disability 2010 E.C		
	Male	Female	Total	Male	Female	Total
Pre Primary	91866	87945	179811	1202	881	2083
Primary	241038	282418	523456	7420	6628	14048
Secondary & Preparatory	70211	86409	156620	694	722	1416
<b>Total</b>	<b>403115</b>	<b>456772</b>	<b>859887</b>	<b>9316</b>	<b>8231</b>	<b>17547</b>

According to the data in table 3.20, the enrollment rate of Students with disability as compared with the total number of students for all levels in year 2010 E.C in preprimary, primary, and secondary & preparatory are 1.16%, 2.68%, and 0.9%, respectively. The average participation of students with disability from the total number of students is 2.0%.





## 3.9 Teachers and School leadership

### 3.9.1 Teachers

**Table 3.21: Total Qualification of teachers in preprimary (2010E.C)**

School Level	Certificate			Diploma			Degree			Total		
	M	F	T	M	F	T	M	F	T	M	F	T
pre- primary	59	6061	6120	49	1808	1857	68	1343	1411	176	9212	9388

Table 3.21, depicts the qualification of the teaching staff in pre-primary schools belonging to all ownership. Accordingly, in pre-primary 6120(65.18%), 1857(19.78%), and 1411(15.02%) have educational qualification of certificate, diploma and degree respectively. As can easily be noticed, the female teachers make the overwhelming majority in terms of number.

**Table 3.22: Government pre-primary school teachers (2010E.C)**

Sub - city	Certificate			Diploma			Degree			Total		
	M	F	T	M	F	T	M	F	T	M	F	T
Addis Ketema	0	0	0	0	156	156	0	0	0	0	156	156
Akaki Kality	9	187	196	0	11	11	0	0	0	9	198	207
Arada	4	114	118	0	18	18	0	0	0	4	132	136
Bole	7	151	158	2	18	20	2	1	3	11	170	181
Gulele	2	166	168	2	12	14	0	1	1	4	179	183
Kirkos	4	137	141	0	2	2	0	0	0	4	139	143
Kolfe Keranio	1	153	154	1	3	4	0	0	0	2	156	158
Lideta	1	97	98		4	4			0	1	206	218
Nifas Silk Lafto	2	189	191	9	12	21	1	5	6	12	293	300
Yeka	5	284	289	2	9	11	0	0	0	7	293	300
<b>Total</b>	<b>35</b>	<b>1478</b>	<b>1513</b>	<b>16</b>	<b>245</b>	<b>261</b>	<b>3</b>	<b>7</b>	<b>10</b>	<b>54</b>	<b>1730</b>	<b>1784</b>

Table 3.22 depicts, teachers with certificate, diploma and Degree qualification are 1513(84.8%), 261 (14.63%) and 10(0.56%) respectively. Bole, Gulele and Nifas Silk Lafto are the only sub cities that have teachers with Degree qualification.

Regarding the population of teachers in the aforementioned qualification the majority belongs to certificate level. Sex wise, males constitute the minority, 54 (3.02%), while the females make the largest majority, 1730 (96.97%), of the total teacher population.

## Education Statistics Annual Abstract 2010 E.C (2017/18 G.C)

**Table 3.23: Non-government pre- primary school teachers (2010E.C)**

Sub - city	Certificate			Diploma			Degree			Total		
	M	F	T	M	F	T	M	F	T	M	F	T
Addis Ketema	7	234	241	1	80	81	0	0	0	8	314	322
Akaki Kality	6	411	417	2	103	105	7	93	100	15	607	622
Arada	0	222	222	0	116	116	1	23	24	1	359	360
Bole	1	556	557	1	323	324	7	418	425	9	1292	1301
Gulele	2	286	288	3	76	79	3	49	52	7	411	418
Kirkos	0	157	157	1	77	78	3	64	67	4	298	302
Kolfe Keranio	3	1147	1150	7	188	195	2	92	94	12	1427	1439
Lideta		152	152	1	22	23	0	39	39	1	213	214
Nifas Silk	3	847	850	14	315	329	34	367	401	50	1521	1571
Yeka	2	571	573	3	263	266	12	217	229	15	1040	1055
<b>Total</b>	<b>24</b>	<b>4583</b>	<b>4607</b>	<b>33</b>	<b>1563</b>	<b>1596</b>	<b>47</b>	<b>1362</b>	<b>1409</b>	<b>122</b>	<b>7482</b>	<b>7604</b>

In non-government pre- primary school teachers qualified with Degree, Diploma and, Certificate are 1409 (18.5%), 1596 (20.9%) and 4607 (60.5%) respectively. Unlike Lideta and Kirkos, Nifas Silk Lafto has large number of teachers, 1571 (20.66%). With respect to sex, males comprise only 122 (1.6%) while the females take the lions share 7482 (98.39%).

**Table 3.24: Qualification of teachers in primary schools (2010E.C)**

School Level	Certificate			Diploma			Degree			Masters and above			Total		
	M	F	T	M	F	T	M	F	T	M	F	T	M	F	T
Primary	145	622	767	5443	7113	12556	6765	4567	11332	102	53	155	12455	12355	24810

In table 3.24 in primary school teachers 767(3.09%) 12556(50.6%), 11332 (45.67%), and 155(0.62%) were holding Certificate, Diploma, Bachelor's degree and Master's degree respectively. More over the table brought to light that in primary schools of government, and non government ownership types, in general the teaching staffs are markedly dominated by those owning diploma and first degree.

# Education Statistics Annual Abstract 2010 E.C (2017/18 G.C)

**Table 3.25: Government primary school teachers (2010E.C)**

Sub – city	Certificate			Diploma			Degree			Masters and above			Total		
	M	F	T	M	F	T	M	F	T	M	F	T	M	F	T
Addis Ketema	4	23	27	331	312	643	201	148	349	0	0	0	536	483	1019
Akaki Kality	8	19	27	379	464	843	193	180	373	0	0	0	580	663	1243
Arada	4	28	32	245	336	581	183	132	315	0	0	0	432	496	928
Bole	0	15	15	329	514	843	222	223	445	0	9	9	551	761	1312
Gulele	6	12	18	252	367	619	222	165	387	1	0	1	481	544	1025
Kirkos	3	9	12	232	308	540	163	108	271	1	0	1	399	425	824
Kolfe	9	23	32	570	708	1278	340	352	692	2	4	6	921	1087	2008
Lideta	3	11	14	229	252	481	115	60	175	0	0	0	347	323	670
Nifas Silk	7	47	54	382	569	951	297	269	566	0	0	0	686	885	1571
Yeka	9	42	51	402	630	1032	344	285	629	1	0	1	756	957	1713
<b>Total</b>	<b>53</b>	<b>229</b>	<b>282</b>	<b>3351</b>	<b>4460</b>	<b>7811</b>	<b>2280</b>	<b>1922</b>	<b>4202</b>	<b>5</b>	<b>13</b>	<b>18</b>	<b>5689</b>	<b>6624</b>	<b>12313</b>

Table 3.25, shows that in government primary schools teachers qualifications constitute certificate 282 (2.29%), diploma 7811 (63.43%), degree 4202 (34.12%) and masters 18 (0.14%). This indicated that the majority of primary school teachers are diploma and degree holders.

**Table 3.26: Non-government primary schools teachers (2010E.C)**

Sub - city	Certificate			Diploma			Degree			Masters and above			Total		
	M	F	T	M	F	T	M	F	T	M	F	T	M	F	T
Addis Ketema	6	20	26	99	70	169	136	85	221	1	0	1	242	175	417
Akaki Kality	11	21	32	142	121	263	276	144	420	3	0	3	432	286	718
Arada	7	13	20	133	137	270	263	198	461	11	13	24	414	361	775
Bole	16	55	71	258	256	514	762	569	1331	24	11	35	1060	891	1951
Gulele	8	18	26	170	127	297	255	129	384	3	1	4	436	275	711
Kirkos	3	8	11	67	61	128	300	138	438	11	6	17	381	213	594
Kolfe	13	58	71	408	393	801	599	367	966	6	1	7	1026	819	1845
Lideta	1	4	5	38	23	61	80	94	174	0	0	0	119	121	240
Nifas Silk	18	137	155	409	339	748	1106	553	1659	21	3	24	1554	1032	2586
Yeka	9	59	68	368	1126	1494	708	368	1076	17	5	22	1102	1558	2660
<b>Total</b>	<b>92</b>	<b>393</b>	<b>485</b>	<b>2092</b>	<b>2653</b>	<b>4745</b>	<b>4485</b>	<b>2645</b>	<b>7130</b>	<b>97</b>	<b>40</b>	<b>137</b>	<b>6766</b>	<b>5731</b>	<b>12497</b>

In non-government primary school, teachers qualification are certificate 485(3.88%), diploma 4745(37.9%), degree 7130 (57.05%), and master 137(1.09%), holders. Here, number of teachers with first degree level of qualification is remarkably the largest.



# Education Statistics Annual Abstract 2010 E.C (2017/18 G.C)

**Table 3.27: Qualification of teachers in secondary schools (Grade9-10)**

School Level	Diploma			Degree			Masters and above			Total		
	M	F	T	M	F	T	M	F	T	M	F	T
secondary /grades 9-10/	24	3	27	4214	1204	5418	136	36	172	4374	1243	5617

Regarding secondary schools, the teaching staffs were almost staffed with first and second degree holders. Concerning sex, the males' population alarmingly took the upper hand as the grade level increases. To this end, the number of teachers in the 1<sup>st</sup> cycle secondary schools were 4374 (77.87%) males and 1243 (22.12%) females. There are 27 Diploma teachers which are under the standard.

**Table 3.28: Government secondary /grades 9-10/schools teachers**

Sub - city	Diploma			Degree			Masters and above			Total		
	M	F	T	M	F	T	M	F	T	M	F	T
Addis Ketema	1	0	1	250	80	330	8	6	14	259	86	345
Akaki Kality	6	2	8	286	138	424	3	2	5	295	142	437
Arada	1	0	1	252	80	332	0	0	0	253	80	333
Bole	0	0	0	274	117	391	4	3	7	278	120	398
Gulele	0	0	0	258	70	328	1	0	1	259	70	329
Kirkos	0	0	0	181	58	239	0	0	0	181	58	239
Kolfe Keranio	0	0	0	407	137	544	2	3	5	409	140	549
Lideta			0	141	41	182	3	1	4	144	42	186
Nifas Silk	0	0	0	317	120	437	1	3	4	318	123	441
Yeka	1	0	1	322	139	461	0	0	0	323	139	462
<b>Total</b>	<b>9</b>	<b>2</b>	<b>11</b>	<b>2688</b>	<b>980</b>	<b>3668</b>	<b>22</b>	<b>18</b>	<b>40</b>	<b>2719</b>	<b>1000</b>	<b>3719</b>

As can be seen from table 3.28, the government secondary schools of the city have 11(0.29%), 3668(98.62%) and 40(1.07%) teachers qualified with diploma, first degree and masters respectively. The highest number of teachers, 549(14.76%), for the level is exhibited in Kolfe-Keranio while the least, 186(5.00%), is observed in Lideta sub-city. Regarding sex, males account 2719 (73.11%) while females are 1000 (26.88%).



## Education Statistics Annual Abstract 2010 E.C (2017/18 G.C)

**Table 3.29: Non-Government secondary /grades 9-10/schools teachers**

Sub - city	Diploma			Degree			Masters and above			Total		
	M	F	T	M	F	T	M	F	T	M	F	T
Addis Ketema	0	0	0	49	5	54	1	0	1	50	5	55
Akaki Kality	0	0	0	62	11	73	5	0	5	67	11	78
Arada	4	1	5	162	25	187	19	3	22	185	29	214
Bole	2	0	2	232	34	266	15	2	17	249	36	285
Gulele	0	0	0	166	13	179	8	2	10	174	15	189
Kirkos	1	0	1	84	21	105	16	6	22	101	27	128
Kolfe Keranio	4	0	4	208	20	228	22	2	24	234	22	256
Lideta	0	0	0	0	0	0	0		0	0	0	0
Nifas Silk Lafto	4	0	4	382	59	441	6	1	7	392	60	452
Yeka	0	0	0	181	36	217	22	2	24	203	38	241
<b>Total</b>	<b>15</b>	<b>1</b>	<b>16</b>	<b>1526</b>	<b>224</b>	<b>1750</b>	<b>114</b>	<b>18</b>	<b>132</b>	<b>1655</b>	<b>243</b>	<b>1898</b>

As can be seen from table 3.29, secondary schools under the non-government have 16 (0.84%), 1750 (92.20%) and 132 (6.95%) teachers qualified with diploma, first degree and masters respectively. The highest number of teachers, 452 (23.81%), for the level is exhibited in Nefas silk Lafto sub-city while there is no non-government secondary schools in Lideta sub-city. Regarding sex males account 1655 (87.19%) while females are 243 (12.80%).

**Table 3.30: Qualification of teachers in Preparatory schools /grades 11-12/**

School Level	Diploma			Degree			Masters and above			Total		
	M	F	T	M	F	T	M	F	T	M	F	T
preparatory s /grades 11 - 12/	10	2	12	2046	274	2320	562	93	655	2618	369	2987

Regarding preparatory schools, the teaching staffs were almost staffed with first and second degree holders. To this end, 12 (0.40%), 2320 (77.66%) and 655 (21.92%) of teachers in preparatory schools are qualified with Diploma, Degree and Masters respectively.



## Education Statistics Annual Abstract 2010 E.C (2017/18 G.C)

**Table 3.31: Government preparatory /grades 11 - 12/ schools teachers**

Sub – city	Diploma			Degree			Masters and above			Total		
	M	F	T	M	F	T	M	F	T	M	F	T
Addis Ketema	5	0	5	158	25	183	42	6	48	205	31	236
Akaki Kality	0	0	0	86	17	103	23	7	30	109	24	133
Arada	0	0	0	136	32	168	43	4	47	179	36	215
Bole	3	0	3	141	25	166	33	5	38	177	30	207
Gulele	0	0	0	92	17	109	65	14	79	157	31	188
Kirkos	0	0	0	44	14	58	24	7	31	68	21	89
Kolfe Keranio	0	0	0	106	22	128	28	9	37	134	31	165
Lideta			0	24	5	29	24	6	30	48	11	59
Nifas Silk Lafto	0	0	0	191	27	218	52	8	60	243	35	278
Yeka	0	0	0	69	21	90	31	5	36	100	26	126
<b>Total</b>	<b>8</b>	<b>0</b>	<b>8</b>	<b>1047</b>	<b>205</b>	<b>1252</b>	<b>365</b>	<b>71</b>	<b>436</b>	<b>1420</b>	<b>276</b>	<b>1696</b>

As can be seen from table 3.31, in government preparatory schools there are 8 (0.47%), 1252(73.82%), and 436(25.70 %) diploma, first degree and second degree holders respectively. On the other hand in Addis Ketema and Bole sub cities, there are diploma holders which are below the standard.

**Table 3.32: Non-Government preparatory /grades 11 - 12/ schools teachers**

Sub - city	Diploma			Degree			Masters and above			Total		
	M	F	T	M	F	T	M	F	T	M	F	T
Addis Ketema	0	0	0	39	3	42	2	0	2	41	3	44
Akaki Kality	0	0	0	37	3	40	10	0	10	47	3	50
Arada	2	1	3	118	18	136	23	5	28	143	24	167
Bole	0	1	1	166	16	182	39	1	40	205	18	223
Gulele	0	0	0	84	5	89	9	3	12	93	8	101
Kirkos	0	0	0	73	2	75	32	3	35	105	5	110
Kolfe Keranio	0	0	0	112	14	126	16	1	17	128	15	143
Lideta			0			0			0	0	0	0
Nifas Silk Lafto	0	0	0	214	2	216	44	7	51	258	9	267
Yeka	0	0	0	156	6	162	22	2	24	178	8	186
<b>Total</b>	<b>2</b>	<b>2</b>	<b>4</b>	<b>999</b>	<b>69</b>	<b>1068</b>	<b>197</b>	<b>22</b>	<b>219</b>	<b>1198</b>	<b>93</b>	<b>1291</b>

In non-government preparatory schools 4(0.30%) teachers are found at diploma level, while the majority constituting 1068 (82.72%) are degree holders and the remaining 219 (16.96%) have master's degree. The table also depicts that Lideta does not have non-government preparatory schools. Regarding sex, males account 1198 (92.79%) while females are 93 (7.20%).



## Education Statistics Annual Abstract 2010 E.C (2017/18 G.C)

Note:- In schools owned by non-government, quite often teachers are assigned to teach in more than one level. Hence, in order to avoid double count, the number of teachers taken is on the basis of the grade levels in which the teachers have the highest number of periods. This in turn deceives to get the accurate number of teachers deployed at each level.

### 3.9.2 Teachers with Disability

**Table 3.33: Teachers with Disability**

Subcity	Visual Problem			Hearing Problem			Physically Disabled		
	Male	Female	Total	Male	Female	Total	Male	Female	Total
Addis Ketema	10	8	18	6	4	10	6	5	11
Akaki Kality	11	10	21	1	0	1	5	1	6
Arada	22	12	34	7	5	12	4	2	6
Bole	18	14	32	8	3	11	2	4	6
Gulele	19	23	42	0	0	0	3	4	7
Kirkos	3	2	5	0	0	0	0	0	0
Kolfе Keranio	54	50	104	6	5	11	16	6	22
Lideta	16	18	34	5	4	9	3	2	5
Nifas Silk	10	11	21	2	1	3	30	6	36
Yeka	14	17	31	5	6	11	7	2	9
<b>Total</b>	<b>177</b>	<b>165</b>	<b>342</b>	<b>40</b>	<b>28</b>	<b>68</b>	<b>76</b>	<b>32</b>	<b>108</b>

According to the data collected the total number of teachers with disability was 518 in 2010 E.C (2017/18). The number of teachers with visual problem was 342(177 Males and 165 Females). The number of males is greater than females. The number of teachers with hearing and physically disability were 68(40 Males and 28Females) and 108(76 Males and 32 Females) respectively. Visual problem was the dominant disability problem.



## 3.9.3 Principal and Supervisor

### 3.9.3.1 School Leaders by Qualification

Table 3.34: Primary Government Principals (2010E.C)

Subcity	Principals								Total
	MA in EDPM		Degree in EDPM		MA in Other		Degree in Other		
	Male	Female	Male	Female	Male	Female	Male	Female	
Addis Ketema	2	0	8	4	2	0	43	14	73
Akaki Kality	1	0	19	5	0	0	40	16	81
Arada	3	0	13	8	2	0	29	22	77
Bole			9	4	2		50	17	82
Gulele	0	0	8	7	2	0	26	14	57
Kirkos	1	5	5	2	0	2	39	12	66
Kolfe Keranio	0	0	20	6	3	1	41	11	82
Lideta	1	0	9	3	0	0	30	11	54
Nifas Silk	5	0	30	14	3	1	35	12	100
Yeka	3	0	24	9	0	1	55	14	106
<b>Total</b>	<b>16</b>	<b>5</b>	<b>145</b>	<b>62</b>	<b>14</b>	<b>5</b>	<b>388</b>	<b>143</b>	<b>778</b>

Table 3.34 shows the number of government primary schools principals. Accordingly, a large number of government primary school principals 388 males and 143 females as well as 14 Males and 5 Females were BA/ BSC and MA/ MSC holders in other fields of studies respectively. On the other hand, the number of principals graduated in the field of Educational Planning and Management (EdPM) were 16 Males and 5 Females and 145 Males and 62 Females in MA and BA degree respectively. Female (215) principals were dominated by males (563) principals.



## Education Statistics Annual Abstract 2010 E.C (2017/18 G.C)

**Table 3.35: Cluster Supervisors (2010E.C)**

Subcity	Cluster Supervisor								Total
	MA in EDPM		Degree in EDPM		MA in Other		Degree in Other		
	Male	Female	Male	Female	Male	Female	Male	Female	
Addis Ketema	8	4	3	1	0	0	7	0	23
Akaki Kality	1	0	0	1	0	0	11	4	17
Arada	0	0	3	1	0	0	5	5	14
Bole			2		2		14	3	21
Gulele					2	0	10	3	15
Kirkos					1	1	5	3	10
Kolfe Keranio					1	1	14	2	18
Lideta					0	0	5	3	8
Nifas Silk					4	1	18	6	29
Yeka					1	1	14	5	21
<b>Total</b>	<b>9</b>	<b>4</b>	<b>8</b>	<b>3</b>	<b>11</b>	<b>4</b>	<b>103</b>	<b>34</b>	<b>176</b>

As shown in the table, there were 131 males and 45 females cluster supervisors. The number of males is more double than females. On the other hand, 24 supervisors were EdPM graduates while 152 cluster supervisors were graduated in different field of studies.

**Table 3.36: Primary Non-Government (2010E.C)**

Subcity	Principals								Total
	MA in EDPM		Degree in EDPM		MA in Other		Degree in Other		
	Male	Female	Male	Female	Male	Female	Male	Female	
Addis Ketema	1	0	7	2	1	0	16	2	29
Akaki Kality	11	1	28	0	1	0	18	0	59
Arada	10	3	18	1	2	2	14	2	52
Bole	7	1	14	0	18	0	52	0	92
Gulele	3	0	13	3	1	0	14	9	43
Kirkos	0	0	11	1	1	0	16	8	37
Kolfe Keranio	6	1	27	4	10	1	63	18	130
Lideta	2	0	10	1	2	0	0	0	15
Nifas Silk	17	0	17	0	15	0	29	1	79
Yeka	10	2	23	5	4	0	35	11	90
<b>Total</b>	<b>67</b>	<b>8</b>	<b>168</b>	<b>17</b>	<b>55</b>	<b>3</b>	<b>257</b>	<b>51</b>	<b>626</b>

As indicated in the table, the number of principals (260) graduated in the field of EdPM is less than the number of graduates (366) in other fields of studies. There is also considerable variation between males (547) and females (79) principals. Females were highly dominated by males.



## Education Statistics Annual Abstract 2010 E.C (2017/18 G.C)

Table 3.37: Secondary and Preparatory Government (2010E.C)

Subcity	Principals								Total
	MA in EDPM		Degree in EDPM		MA in Other		Degree in Other		
	Male	Female	Male	Female	Male	Female	Male	Female	
Addis Ketema	5	0	4	0	3	0	5	0	17
Akaki Kality	15	1	2	0	3	0	10	4	35
Arada	15	3	3	0	0	0	6	3	30
Bole	11	1			5		6	7	30
Gulele	6	0	1	0	4	0	9	2	22
Kirkos	5	1	0	0	3	0	9	2	20
Kolfe Keranio	10	2	4	1	5	1	8	0	31
Lideta	6	0	0	0	3	0	2	0	11
Nifas Silk	15	3	6	0	6	0	1	0	31
Yeka	8	0	7	2	5	1	12	1	36
<b>Total</b>	<b>96</b>	<b>11</b>	<b>27</b>	<b>3</b>	<b>37</b>	<b>2</b>	<b>68</b>	<b>19</b>	<b>263</b>

As shown in the table, there were 263 secondary and preparatory principals. The secondary school principals graduated in the field of EdPM were 137(123 Males and 14 Females). On the other hand, 126(105 Males and 21 Females) principals were graduated in several of field of studies. The number of Females (35) is by far less than the number of Males (228).

Table 3.38: Secondary and preparatory Supervisors (2010E.C)

Subcity	Supervisor								Total
	MA in EDPM		Degree in EDPM		MA in Other		Degree in Other		
	Male	Female	Male	Female	Male	Female	Male	Female	
Addis Ketema	3	0	0	0	0	0	0	0	3
Akaki Kality	0	1	0	0	1	0	1	0	3
Arada	2	0	1	0	0	0	0	0	3
Bole	2	1					1		4
Gulele	1	2					3	0	6
Kirkos		1			1	1		1	4
Kolfe Keranio	0	0	0	0	0	2	1	0	3
Lideta	2	0	0	0	0	0	0	1	3
Nifas Silk	6	1	5	0					12
Yeka	3	0	1	2					6
<b>Total</b>	<b>19</b>	<b>6</b>	<b>7</b>	<b>2</b>	<b>2</b>	<b>3</b>	<b>6</b>	<b>2</b>	<b>47</b>



## Education Statistics Annual Abstract 2010 E.C (2017/18 G.C)

As shown in the table, there were 33 males and 14 females secondary school supervisors. The number of males is greater than females. On the other hand, 34 supervisors were graduated by educational planning and management while 13 supervisors were graduated in different field of studies.

**Table 3.39: Secondary and Preparatory Private and other (2010E.C)**

Subcity	Principals								Total
	MA in EDPM		Degree in EDPM		MA in Other		Degree in Other		
	Male	Female	Male	Female	Male	Female	Male	Female	
<b>Addis Ketema</b>	1	1	2	0	4	0	0	0	8
<b>Akaki Kality</b>	8	0	2	0	2	0	1	0	13
<b>Arada</b>	0	0	0	0	1	1	0	0	2
<b>Bole</b>	5		5	2	5		11		28
<b>Gulele</b>	7	0	2	1	2	0	5	0	17
<b>Kirkos</b>	2	0	0	0	3	0	5	0	10
<b>Kolfe Keranio</b>	10	2	4	1	5	1	8	0	31
<b>Lideta</b>									0
<b>Nifas Silk</b>	17	0	17	0	15	0	29	1	79
<b>Yeka</b>	7	1	6	0	2	1	10	3	30
<b>Total</b>	<b>57</b>	<b>4</b>	<b>38</b>	<b>4</b>	<b>39</b>	<b>3</b>	<b>69</b>	<b>4</b>	<b>218</b>

Table 3.39 shows the number Secondary and Preparatory principals in private schools. Accordingly, there were 218 (203 Males and 15 Females) Principals. The number of female principals is highly dominated by males.



## Education Statistics Annual Abstract 2010 E.C (2017/18 G.C)

### 3.10 School water, sanitation and hygiene (WASH)

Table 3.40: WASH in Government Pre-primary schools (2010E.C)

Subcity	No of Schools	No of Schools with drinking water	No of drinking water taps	No of functional drinking water taps	Drinking water tap ratio	Child friendly drinking water tap	Student with disability friendly drinking	No of school with water storage tank	No of schools with hand washing facility around latrine block	No of schools with latrine	No of Schools with separate latrine block for boys	Latrine pit ratio			Disability	Child friendly latrine
												Latrine pit ratio for boys	Latrine pit ratio for girls	Latrine pit ratio for teachers		
Addis Ketema	16	16	142	140	1:28	14	4	8	7	12	3	1:105	1:103	1:13	3	12
Akaki-Kalitiy	21	18	141	92	1:49	10	2	7	5	19	3	1:89	1:86	1:13	2	9
Arada	15	15	138	135	1:19	13	6	10	7	15	1	1:48	1:49	1:5	3	15
Bole	16	13	116	106	1:43	14	11	11	10	16	1	1:72	1:63	1:10	3	13
Gullelie	18	17	148	136	1:29	13	3	12	13	14	1	1:62	1:57	1:6	2	14
Kirkos	17	16	137	126	1:22	10	1	12	9	17	2	1:43	1:40	1:5	3	14
Kolfe-Keranio	13	12	130	113	1:46	7	3	9	5	10	3	1:43	1:55	1:8	3	10
Lideta	11	10	128	126	1:16	9	6	11	8	11	3	1:43	1:19	1:6	4	9
N. Silk-Lafto	18	17	226	153	1: 34	14	12	15	10	18	8	1:34	1: 31	1:7	12	13
Yeka	27	24	193	170	1:41	18	5	18	17	23	1	1:43	1:66	1:20	4	20
Total	172	158	1499	1297	1:33	122	53	113	91	155	26	1:58	1:57	1:9	39	129



## Education Statistics Annual Abstract 2010 E.C (2017/18 G.C)

---

As shown in table 40, of the 172 government pre-primary centers in the city 158(91.8 %) of them have water supply in their compound while 14(8.2%) of the pre-schools have none. It is devastating to keep children in pre-primary schools without water supply. Tap drinking water for children is available in almost all the pre-schools, and it ranges from the least number 116 for Bole to 148 for Gulelle Sub city, which is the largest. Whether the numbers of available drinking water taps are to the standard or not is not possible to comment at this juncture as the number of pre-primary school attending children in each sub city is not made available with this data.. Furthermore, it is interesting to note that all the Pre-primary schools in Addis Ketema and Arada sub cities have water supply while shortages can be observed in the rest of the sub cities.

Large number of the available water tabs are reported to be functional (1297/ 86.5%) while the 202(13.5%) not functional. The case of water taps in Akaki Kaliti pre- primary schools is embarrassing in that 49(35%) of them are not functional. The water tap student ratio in all the pre-primary schools appears to be acceptable in all the cases except those of Lideta and Arada sub cities (1:16 and 1: 19 respectively) which seem to be below standard. Moreover, the water taps students' ratio in Bole, Kolfe Keranio, and Akaki Kaliti, sub cities are 1:43, 1:46, and 1:49 respectively and these do not meet the standard as set by the education bureau(1:20). On the average, water Tap student ratio in pre-primary grades is 1:37 at city level.

1377(92%) of the drinking water taps are said not child friendly (do not match the age, height, and maturity level of children) while only 122(8%) of them were found to be so. With regard to the convenience of water taps for children with disability, the situation is not promising since only 53(3.5%) of the total water taps (1446-96.5%) are friendly with disabled children. Regarding water storage tanks, a little more than half of the government preprimary schools 113(65.7%) have water storage tanks and the remaining 59(34.3%) do not.

When it comes to sanitation and hygiene, preprimary schools with toilets (Pit latrines) amount to 155(90.1%) but 17 (9.9%) of them are without. Only 26(15.1%) of the preprimary schools have separate toilet blocks for boys and girls while a large number do not 146 (84.9%). 91 (52.9%) of the preprimary schools are availed with hand washing facilities but, 81(47.1%) of them have not. It is worth noting that government preprimary schools in Bole and Gulelle are better off in providing hand washing facilities for children (63% and 72% respectively). The ratio of pit latrine for boys is 1:58 while that of female is 1:57 and this is almost similar. The situation seems to be worse for Addis Ketema, Akaki, and Bole sub cities (1:105 and 1:103, 1:89 and 1:86, 1:72 and 1:63 for both sexes respectively). The Pit latrine ratio for teaching staff is by far better than those of children as it is 1:9. However, there are exceptions to Addis



## Education Statistics Annual Abstract 2010 E.C (2017/18 G.C)

---

ketema, Akaki and Bole (1:13, 1:13, and 1:10 respectively). Moreover, 75% (129) of the preprimary sanitation and hygiene facilities are said child friendly while the rest not (25%). However, only 22.67 % (39) of these are reported to be friendly with children with disabilities.



## Education Statistics Annual Abstract 2010 E.C (2017/18 G.C)

Table 3.41: WASH in non government Preprimary Schools (2010E.C)

Subcity	No of Schools	No of Schools with drinking water	No of drinking water taps	No of functional drinking water taps	Drinking water tap ratio	Child friendly drinking water tap	Child friendly drinking water tap	No of school with water storage tank	No of schools with hand washing facility around latrine block ?	No of schools with latrine	No of Schools with separate latrine block for boys and girls	Latrine pit ratio			Children with Disability friendly latrine	Child friendly latrine
												Latrine pit ratio for boys	Latrine pit ratio for girls	Latrine pit ratio for teachers		
Addis Ketema	29	31	275	285	1: 16	30	6	19	21	28	8	1: 34	1: 36	1: 7	5	28
Akaki-Kalitiy	84	94	666	620	1: 20	82	41	46	43	84	6	1: 29	1: 27	1: 6	17	79
Arada	34	32	314	302	1: 22	30	13	22	28	32	8	1: 33	1: 33	1: 7	8	30
Bole	140	137	925	900	1: 23	126	102	99	105	140	30	1: 32	1: 31	1: 7	57	141
Gullelie	50	53	493	476	1: 18	46	21	41	37	50	5	1: 38	1: 36	1: 7	15	46
Kirkos	29	27	278	275	1: 19	25	12	17	15	27	7	1: 45	1: 38	1: 9	10	27
Kolfe-Keranio	182	175	1458	1380	1: 18	157	130	151	149	182	62	1: 30	1: 27	1: 6	107	179
Lideta	26	29	310	289	1: 18	26	15	25	15	26	11	1: 26	1: 25	1: 6	8	24
N.Silk-Lafto	188	187	1248	1014	1:28	177	135	174	128	188	116	1:33	1:32	1:8	121	141
Yeka	141	130	918	905	1: 22	124	78	113	109	134	50	1: 29	1: 28	1: 7	41	121
Total	903	895	6885	6446	1: 21	823	553	707	650	891	303	1: 33	1: 31	1: 7	389	816



The need for WASH facilities equally applies to private and other non-government preprimary schools in Addis Ababa and the provision of these facilities are better than those of the government ones since the number of children are not as large as those in the government holdings. In this connection, the WASH data in table 3.41 indicates that there are 903 non-government preprimary schools in Addis Ababa currently. Of these, 895 of them (99.1%) have drinking water with 6885 water taps, and of these, 93.6% are said functional; while 439(6.4%) lack water supply. 533 of the non-government schools have water storage tanks while the rest directly receive water from the pipeline. The ratio of water tap to children is almost to the standard (1:20) except for Bole, Nefas silk lafto, and Yeka (1:23, 1:28, 1:22, respectively). On the whole, the water tap child ratio is 1:21 at city level. 12 %( 823) of the drinking water taps are child friendly while only 8 %( 553) of these are said friendly with disabled children.

When it comes to sanitation and hygiene, majority of preschools, 891 (98.6%), have latrines while 12 (1.4%) of the schools do not. Significant number of schools has hand washing facilities 650(71.98%).

Among those with latrines, 303(33.5%) preschools have separate latrine blocks for boys and girls. pit latrine male students' ratio, on the average, is 1:33 while that of the girl students is seen to be 1:31. On the other hand, the pit latrine teachers' ratio is commendable as it is seen to be 1:7. With regard to the convenience of for children with disabilities, 43.07% of the latrines are said friendly. However, 90.36% of the latrines are reported as they are friendly for children.



## Education Statistics Annual Abstract 2010 E.C (2017/18 G.C)

Table 3.42: Wash in Government primary (2010 E.C)

Subcity	No of Schools	No of Schools with drinking water	No of drinking water taps	No of functional drinking water taps	Drinking water tap ratio	Child friendly drinking water tap	Student with disability friendly drinking water tap	No of school with water storage tank	No of schools with hand washing facility around latrine block	No of schools with latrine	No of Schools with separate latrine block for boys and girls	Latrine pit ratio			Children with Disability friendly latrine	Child friendly latrine	No of schools with the provision of sanitary napkins/pads for female students	No of schools with the access of MHM room for female students
												Latrine pit ratio for boys	Latrine pit ratio for girls	Latrine pit ratio for teachers				
Addis Ketema	23	23	590	538	1:39	21	4	20	18	23	9	1:81	1:106	1:7	6	19	20	2
Akaki-Kalitiy	24	22	525	455	1:66	16	6	18	9	24	11	1:93	1:122	1:16	5	18	17	5
Arada	22	22	481	435	1:33	20	5	17	13	23	9	1:40	1:54	1:9	3	19	20	6
Bole	21	20	639	513	1:72	14	12	13	13	20	7	1:65	1:93	1:13	6	16	20	7
Gullelie	20	16	539	498	1:45	18	8	16	14	19	13	1:48	1:64	1:14	2	14	16	4
Kirkos	21	21	421	357	1:45	18	4	20	20	20	12	1:49	1:76	1:8	3	16	20	6
K.Keranio	27	25	659	539	1:123	17	16	22	15	27	19	1:106	1:141	1:13	13	17	20	12
Lideta	18	18	368	306	1:44	14	10	17	12	18	11	1:48	1:66	1:7	4	16	17	12
N. Silk-Lafto	22	22	480	376	1:103	19	14	21	17	22	15	1:86	1:103	1:14	17	20	21	8
Yeka	27	27	869	792	1:60	23	9	25	24	27	14	1:81	1:102	1:18	5	22	23	5
Total	225	216	5571	4809	1:63	180	88	189	155	223	120	1:70	1:93	1:12	65	177	194	67



## Education Statistics Annual Abstract 2010 E.C (2017/18 G.C)

---

Regarding WASH facilities in the government primary schools (see table 3.42 above) the situation appears to be similar with those of the preprimary centers except in certain instances (variations are observed in the student latrine ratio). Of the total 225 government schools, 96% have water supply, where 5571 water taps are available (nearly 3 taps are present in each school on the average). Of the total 5571 water taps 86.3% are said functional. Further, drinking water tap student ratio is 1:63. Only 3.2% of the water taps are child friendly and 1.6% of these are friendly for children with disabilities. Besides, of the total 225 government primary schools 84% have water storage tanks while hand washing facilities are said available in 68.8% of the government primary schools and 53.3% have separate latrine blocks for boys and girls. The pit latrine ratio for boys is 1:70 while that of the girls is 1:93. In fact the pit latrine teachers' ratio is seen to be 1:12. On the other hand 65 of the pit latrines are friendly with children with disabilities, while the number raises to 71.2% for the rest of children. One can find monthly health control pads and napkins in 194 (77%) of the schools, but MHM room is accessible in only 67 of the schools.



## Education Statistics Annual Abstract 2010 E.C (2017/18 G.C)

**Table 3.43: Non-Government primary schools (2010E.C)**

Subcity	No of Schools	No of Schools with drinking water	No of drinking water taps	No of functional drinking water taps	Drinking water tap ratio	Child friendly drinking water tap	Student with disability friendly drinking water tap	No of school with water storage tank	No of schools with hand washing facility around latrine block	No of schools with latrine	No of Schools with separate latrine block for boys and girls	Latrine pit ratio			Children with Disability friendly latrine	Child friendly latrine	No of schools with the provision of sanitary napkins/pads for MHM for female students	No of schools with the access of MHM room for female students
												Latrine pit ratio for boys	Latrine pit ratio for girls	Latrine pit ratio for teachers				
Addis Ketema	18	19	316	309	1:26	19	5	16	14	19	5	1:49	1:47	1:9	4	15	11	6
Akaki-Kalitiy	42	45	553	525	1:30	43	15	35	24	45	3	1:46	1:44	1:10	7	43	21	9
Arada	28	26	446	431	1:36	26	17	22	22	25	10	1:52	1:51	1:8	14	26	21	7
Bole	91	92	1041	1011	1:31	87	70	74	79	92	26	1:35	1:36	1:9	30	90	81	25
Gullelie	32	39	524	516	1:27	38	18	37	31	42	8	1:45	1:45	1:9	17	40	34	9
Kirkos	23	24	320	303	1:37	22	16	22	20	24	14	1:55	1:48	1:11	10	24	21	9
Kolfe-Keranio	105	101	1244	1202	1:33	93	77	95	78	103	48	1:47	1:50	1:8	51	100	81	104
Lideta	13	13	307	297	1:19	13	9	12	11	13	2	1:45	1:55	1:10	4	12	10	9
Nefas Silk-Lafto	106	106	1055	1034	1:43	101	79	104	76	105	66	1:55	1:55	1:13	58	90	97	69
Yeka	112	89	1154	1138	1:27	83	51	79	74	92	47	1:36	1:38	1:16	31	86	75	21
Total	570	554	6960	6766	1:30	525	357	496	429	560	229	1:46	1:46	1:10	226	526	452	268



## Education Statistics Annual Abstract 2010 E.C (2017/18 G.C)

---

As shown in table 3.43 above, altogether, there are 570 non government schools in Addis Ababa in 2010 academic year where 554 of these are with drinking water supply and with 6960 water taps showing the prevalence of at least 10 taps in each school on the average. Of these, 6766 have been reported to be functional (97.2%). In fact 525 (7.5%) appeared to be friendly with students on the whole, but, only 5.1% of these were said friendly with children with disabilities. 496 (87%) of the schools have water storage facilities, 560 (98.2%) of the schools have toilets while 429(75.3%) are said with hand washing facilities around them. Further, 229 (40.2%) of the toilets have separate blocks for boys and girls. Similarly, pit latrine ratio is reported to be 1:46 for both sexes, while those of the teachers are reported to be 1:10. 226(39.85%) of the toilets are said friendly with children with disabilities while 526(92.3%) of them are friendly with the rest of the students. 452(79.3%) of the schools are reported make provisions for monthly health control pads and napkins for girls students, but, MHM room availed only in 268(47%) of schools.



## Education Statistics Annual Abstract 2010 E.C (2017/18 G.C)

Table 3.44: WASH in Government Secondary School (2010E.C)

Subcity	No of Schools	No of Schools with drinking water	No of drinking water taps	No of functional drinking water taps	Drinking water tap ratio	Student with disability friendly drinking water tap	No of school with water storage tank	No of schools with hand washing facility around latrine block	No of schools with latrine	No of Schools with separate latrine block for boys and girls	Latrine pit ratio			Children with Disability friendly latrine	No of schools with the provision of sanitary napkin pads for MHM for female students	No of schools with the access of MHM room for female students
											Latrine pit ratio for boys	Latrine pit ratio for girls	Latrine pit ratio for teachers			
Addis Ketema	5	5	255	224	1:32	1	5	4	5	5	1:57	1:70	1:13	3	5	3
Akaki-Kalitiy	10	8	137	96	1:72	2	6	3	2	7	1:64	1:78	1:11	3	6	3
Arada	8	8	165	128	1:49	5	7	7	8	7	1:42	1:40	1:8	2	6	6
Bole	8	7	188	170	1:54	3	6	5	7	4	1:51	1:75	1:11	1	7	4
Gullelie	6	6	211	186	1:44	2	5	6	6	5	1:70	1:70	1:11	1	4	1
Kirkos	5	4	127	115	1:40	1	3	4	4	3	1:59	1:47	1:12	1	4	2
Kolfe-Keranio	8	7	170	147	1:95	3	7	5	7	6	1:77	1:114	1:15	1	6	2
Lideta	3	3	54	20	1:69	1	3	1	3	2	1:67	1:57	1:9	1	2	3
Nefas Silk-Lafto	10	7	158	152	1:81	3	6	5	7	8	1:88	1:118	1:19	0	4	2
Yeka	9	8	213	172	1:68	3	6	6	8	5	1:54	1:87	1:11	1	7	1
Total	72	63	1678	1410	1:60	24	54	46	57	52	1:63	1:76	1:11	14	51	27



## Education Statistics Annual Abstract 2010 E.C (2017/18 G.C)

---

When it comes to government secondary schools, the provision of WASH facilities appears that out of 72 schools in the capital 9 (12.5%) of them are reported to be without any water supply. There are 1678 water taps in the secondary schools of Addis. However, 1410(84%) are functional. The water drinking tap ratio in government secondary school is reported to be 1:60. However, only 24 taps are friendly with disabilities. 54 (75%) of the secondary schools are reported to have water storage tanks while 46(63.9%) of them have hand washing facilities around them. 57 of the schools (79.2%) have pit latrines where 52(72.2%) Of them have separate blocks for both sexes. When the ratio of pit latrines to students is considered variations are seen (1:63 and 1:76 for male and female students respectively). In fact the ratio of teacher's latrine is 1:11, which could be said better. Regarding disabled students, only 14(19.4%) of the pit latrines are reported to have friendly; and only in 51 of the secondary schools that provisions for monthly health control pads and napkins are made for girls students, However, these are 27 schools with MHMroom.



## Education Statistics Annual Abstract 2010 E.C (2017/18 G.C)

**Table 3.45: Non-Government Secondary School (2010E.C)**

Subcity	No of Schools	No of Schools with drinking water	No of drinking water taps	No of functional drinking water taps	Drinking water tap ratio	Student with disability friendly drinking water tap	No of school with water storage tank	No of schools with hand washing facility around latrine block	No of schools with latrine	No of Schools with separate latrine block for boys and girls	pit Latrine ratio			Children with Disability friendly latrine	No of schools with the provision of sanitary napkin pads for MHM for female students	No of schools with the access of MHM room for female students
											Latrine pit ratio for boys	Latrine pit ratio for girls	Latrine pit ratio for teachers			
Addis Ketema	4	5	69	80	1:26	4	5	5	5	4	1:57	1:53	1:6	1	4	2
Akaki-Kalitiy	5	5	119	108	1:32	1	5	2	5	2	1:47	1:47	1:32	0	1	2
Arada	15	12	87	86	1:80	9	11	11	11	8	1:70	1:88	1:11	6	11	3
Bole	26	19	217	214	1:39	24	23	23	21	6	1:28	1:33	1:10	19	24	7
Gullelie	12	16	166	158	1:35	2	10	15	15	10	1:72	1:97	1:9	53	10	1
Kirkos	8	7	108	108	1:32	6	7	7	7	5	1:49	1:47	1:11	7	7	4
Kolfe-Keranio	25	23	240	224	1:42	16	20	17	23	16	1:39	1:49	1:6	13	21	10
Nefas Silk-Lafto	34	34	479	467	1:30	19	30	24	32	22	1:43	1:44	1:33	8	28	30
Yeka	18	16	239	235	1:24	10	15	14	16	11	1:23	1:22	1:7	8	15	5
<b>Total</b>	<b>147</b>	<b>137</b>	<b>1724</b>	<b>1680</b>	<b>1:34</b>	<b>91</b>	<b>126</b>	<b>118</b>	<b>135</b>	<b>84</b>	<b>1:43</b>	<b>1:48</b>	<b>1:13</b>	<b>115</b>	<b>121</b>	<b>64</b>

There are 147 private and other secondary schools in Addis Ababa. Of this 137(93%) have drinking water provisions. In total, 1724 water taps are available (nearly 12 taps in each school on the average); and 97% of these are reported functional. The student water tap ratio is found to be 1:34 on an average, and this is better when compared to the ratio in government secondary schools (1:60). Of the total 1724 drinking water taps 91(5%) are reported to be friendly with students with disabilities. 126 of the private and other secondary schools have drinking water storage tanks(86%). 135 (92%) of the schools have toilet facilities where 118 (80%) of them have hand washing facilities around them. The ratio of pit latrine for both sexes is more or less similar (1:43 and 1:48 for male and female students respectively).The pit latrine ratio for teachers appears to be good (1:13). Further, 115 of the pit latrines in the private and other secondary schools are said to be friendly with disabled students. Further, it is reported that provisions for monthly health control pads and napkins are available for 121 girls' students. However, these are said accessible only in 64 of the private and other none government schools.



## Education Statistics Annual Abstract 2010 E.C (2017/18 G.C)

---

In general, the provision of WASH facilities in Addis Ababa schools appears to be better than ever before. Adequate facilities have been supplied to schools, although some of them are not functional as required. Further, drinking water taps vary in number and convinces when considering the interests and needs of disabled students. The ratio of drinking water taps and pit latrines vary across the levels, sub cities, and school types (see Addis ketema sub city in all the cases). Sanitation and hygiene facilities (pads and napkins for girl students) are available in the majority of the schools. Where as, only 64 schools are prepared MHM rooms. When provisions of WASH facilities in Government and non government schools is compared, that of the private and others is found to be better, and this calls for further deliberations from the education





# Education Statistics Annual Abstract 2010 E.C (2017/18 G.C)

## 3.11 School Co-Curricular

**Table 3.46: School Co-Curricular in Government Primary Schools (2010E.C)**

Types of Clubs	No of Member Teacher			No of Member Student			Total		
	M	F	Total	M	F	Total	M	F	Total
Health	1416	1937	3353	4746	7094	11840	6162	9031	15193
Sport	2286	1336	3622	9475	7386	16861	11761	8722	20483
Art	811	884	1695	3095	3669	6764	3906	4553	8459
Language	1176	1300	2476	4111	5635	9746	5287	6935	12222
Science and Technology	1659	1103	2761	5324	4743	10067	6983	5846	12829
Social Science	1052	1142	2194	3803	4784	8567	4855	5926	10781
Civic and Ethical Education	1361	1559	2920	5091	7148	12239	6452	8707	15159
Social Service	1347	2443	3790	5338	5980	11308	6685	8423	15108
Environmental Protection	1219	1228	2477	4617	5381	9998	5836	6609	12445
Gender	971	2374	3345	3669	8402	12048	4640	10776	15416
Teachers of Tomorrow	1178	1237	2414	3680	5359	9039	4858	6596	11454
<b>Total</b>	<b>14476</b>	<b>16543</b>	<b>31047</b>	<b>52949</b>	<b>65581</b>	<b>118477</b>	<b>67425</b>	<b>82124</b>	<b>149549</b>

Table 3.46, shows the number of teachers and students participation in different clubs in government primary schools. Accordingly, the participation of female teachers in clubs 16543 (53.28%) is greater than male teachers 14476 (46.72). similar to teachers the participation of female students in clubs 65581 (55.35%) is also more than males participation which is 52949 (44.65%). As can be seen from table 3.46 more participation is observed in Sport club, Gender, Civic and ethical education and Health are the most favorable clubs for primary level teachers and students in government schools. In this regard 149,549 students totally participated in all clubs.



# Education Statistics Annual Abstract 2010 E.C (2017/18 G.C)

**Table 3.47: School Co-Curricular in Private and Others Primary Schools (2010E.C)**

Types of Clubs	No of Member Teacher			No of Member Student			Total Members		
	M	F	Total	M	F	Total	M	F	Total
Health	1235	1019	2254	9785	10568	20353	6309	6577	12886
Sport	737	427	1164	7811	5975	13786	8548	6402	14950
Art	234	252	486	2566	3015	5581	2800	3267	6067
Language	622	476	1098	4502	5383	9885	5124	5859	10983
Science and Technology	684	349	1033	5442	4730	10172	6126	5079	11205
Social Science	353	261	614	2577	2730	5307	2930	2991	5921
Civic and Ethical Education	544	346	890	4223	5164	9387	4767	5510	10277
Social Service	428	425	853	3840	4425	8265	4268	4850	9118
Environmental Protection	511	410	921	4583	4886	9469	5094	5296	10390
Gender	281	669	950	2905	6692	9597	3186	7361	10547
Teachers of Tomorrow	490	370	860	2420	3008	5428	2910	3378	6288
<b>Total</b>	<b>6119</b>	<b>5004</b>	<b>11123</b>	<b>50654</b>	<b>56576</b>	<b>107230</b>	<b>52062</b>	<b>56570</b>	<b>108632</b>

Table 3.47, shows that like the governmental schools, the participation of female students in clubs is higher than male students' in private primary schools. Female participation in private school clubs is 56,576 (52.8%) whereas the participation of male students in clubs is 50,654 (47.2%).

In the case of teachers participation male teachers' participation is higher 6,119 (55%) than female participation 5,004 (45%).

Like the governmental schools more participants are interested and exhibited in sport. Science and technology, language and gender are the next populated co-curricular activities respectively.



# Education Statistics Annual Abstract 2010 E.C (2017/18 G.C)

**Table 3.48: School Co-Curricular in Government Secondary and Preparatory Schools (2010E.C)**

Types of Clubs	No of Member Teacher			No of Member Student			Total Members		
	M	F	Total	M	F	Total	M	F	Total
Health	929	503	1432	2968	3187	6155	3587	3501	7088
Sport	1195	277	1472	4252	2502	6754	5447	2779	8226
Art	251	97	348	843	816	1659	1094	913	2007
Language	462	286	748	1217	1499	2706	1679	1785	3464
Science and Technology	862	304	1166	1865	1314	3179	2727	1618	4345
Social Science	491	238	729	1212	1424	2636	1703	1662	3365
Civic and Ethical Education	521	280	801	1797	2212	4009	2318	2492	4810
Social Service	893	503	1396	2418	3190	5608	3311	3693	7004
Environmental Protection	629	370	999	1547	1555	3102	2176	1925	4101
Gender	566	558	1124	1581	3294	4875	2147	3852	5999
Teachers of Tomorrow	401	261	662	841	818	1659	1242	1079	2321
Total	7200	3677	10877	20541	21811	42342	27431	25299	52730

When compared to Male students' participation, the number of female students participated in different clubs in both government secondary and preparatory schools are advanced. Out of the total students participated in clubs 42342, 21811 (51.5%) are females. and the rest 20541(48.5%) are males. On the other hand from the total number of 10877 teachers participating in clubs 7200 (66.19%) went to male teachers.

Table 3.48 also reveals that Students of government secondary and preparatory school show more interest on sport, Health, Social service, gender and civic and ethical education co-curricular activities. While comparatively small number of students are included in art, teachers of tomorrow, and social science co-curricular activities.



## Education Statistics Annual Abstract 2010 E.C (2017/18 G.C)

Table 3.49: School clubs in private and other nongovernment secondary and preparatory schools

Types of Clubs	No of Member Teacher			No of Member Student			Total Members		
	M	F	Total	M	F	Total	M	F	Total
Health	283	301	584	1005	1388	2393	1288	1689	2977
Sport	390	118	508	3951	2511	6462	4341	2629	6970
Art	139	72	211	827	1026	1853	966	1098	2064
Language	306	173	479	1560	1928	3488	1866	2101	3967
Science and Technology	399	100	499	2365	1971	4336	2764	2071	4835
Social Science	220	81	301	1411	1824	3235	1631	1905	3536
Civic and Ethical Education	261	92	353	1614	2077	3691	1875	2169	4044
Social Service	340	134	474	2296	2611	4897	2636	2745	5381
Environmental Protection	1187	150	1337	1543	2131	3674	2730	2281	5011
Gender	165	278	443	781	2625	3406	946	2903	3849
Teachers of Tomorrow	200	62	262	530	585	1115	730	647	1377
<b>Total</b>	<b>3890</b>	<b>1561</b>	<b>5451</b>	<b>17883</b>	<b>20677</b>	<b>38550</b>	<b>21773</b>	<b>22238</b>	<b>44011</b>

As shown in the table above, the participation of male students in school clubs has been remarkably greater than their counterparts as a whole. While in the case of male teachers the difference is also significant where **3,890** (71.36%) males participated out of **5451** co-curricular activities members in private secondary and preparatory schools. In general, more teachers and students in private and other non-government secondary and preparatory schools show greater interest towards Sport co-curricular activities. The same is also true in primary, secondary and preparatory governmental schools.



# Education Statistics Annual Abstract 2010 E.C (2017/18 G.C)

## 3.12 External Inspection result (2006 – 2010 E.C)

### 3.12.1 External Inspection coverage in each school level (2006 – 2010 E.C)

Table 3.50: External Inspection coverage in each school level

External inspection coverage									
Year	Pre-primary		Primary		Secondary and Preparatory		ABE center		Total
	Externally inspected (%)	No of schools externally inspected	Externally inspected (%)	No of schools externally inspected	Externally inspected (%)	No of schools externally inspected	Externally inspected (%)	No of schools externally inspected	
2006	-	-	20%	186	20%	59	-	-	245
2007	-	-	40%	390	40%	100	-	-	490
2008	32%	346	40%	168	40%	37	-	-	551
2006-2008	32%	346	100%	744	100%	196	-	-	1286
2009	68%	676	98.66% <sup>2</sup>	738	100% <sup>4</sup>	198	98.75%	158	1770
2010	65.4% <sup>1</sup>	710	68.55% <sup>3</sup>	545	73.4% <sup>5</sup>	152	-	-	1407

N.B. 1. First round re-inspection 2. First round re-inspection 3. Second round re-inspection 4. First round re-inspection 5. Second round re-inspection

As can be seen from table 3.50, external inspection has been conducted since 2006 E.C up to 2010 E.C based on national inspection framework. Among the whole Governmental and Non- Governmental schools in the first round (2006 E.C) 20% -186 primary and 29 secondary and preparatory schools, in the second round (2007 E.C) 40% -390 primary and 100 secondary and preparatory schools were inspected. In line with this, after the agency organized in 2008 E.C 40% - 168 primary and 7 secondary and preparatory schools were inspected and 32% -3 46 were pre-primary. In 2009 68% - 676 preprimary, 98.66% - 738 primary, 100% - 198 secondary and preparatory and 98.75% - 158 ABE centers were externally inspected. In 2010 E.C 65.4% - 710 pre-primary, 68.55% - 545 primary and 73.4% - 152 secondary and preparatory schools were externally inspected. In general, 1407 schools including ABE centers were externally inspected in 2010E.C



# Education Statistics Annual Abstract 2010 E.C (2017/18 G.C)

## 3.12.2 School levels by External inspection

**Table 3.51: School levels by External inspection**

School Level		2006 E.C			2007 E.C			2008 E.C			2009 E.C			2010 E.C			
		Level 1	Level 2	Level 3	Level 1	Level 2	Level 3	Level 1	Level 2	Level 3	Level 1	Level 2	Level 3	Level 1	Level 2	Level 3	Level 4
Pre-Primary	No	-	-	-	-	-	-	49	224	73	85	489	102	41	560	108	1
	%	-	-	-	-	-	-	14.2	64.7	21.1	12.6	72.3	15	5.8	78.8	15.2	0.14
Primary	No	21	126	39	75	255	60	13	97	58	39	487	212	10	409	125	1
	%	11.3	67.7	20.9	19.2	65.4	15.4	7.7	57.7	34.5	5.3	66	28.7	1.8	75	22.9	0.18
Secondary and Preparatory	No	0	43	16	5	43	52	3	27	7	5	99	94	6	80	66	-
	%	0	72.8	27.1	5	43	52	8.1	72.9	18.9	2.5	50	47.5	3.9	52.6	43.4	-
ABE centers	No	-	-	-	-	-	-	-	-	-	87	71	0	-	-	-	-
	%	-	-	-	-	-	-	-	-	-	55	45	0	-	-	-	-
Total	No	21	169	55	80	298	112	65	348	138	216	1146	408	57	1049	299	2
	%	8.6	68.9	22.4	16.3	60.8	22.8	11.8	63.2	25	12.2	64.7	23	4	74.5	21.25	0.14

The three consecutive years inspection result from 2006- E.C to 2008 E.C as a city level indicated that among all government and non government preprimary, primary and secondary schools, 305 (23.71%) are level three which fit the standard required. On the other hand there are 166 (12.90%) level one and 815 (63.37%) level two schools which are below the standard.

In 2009 E.C except for preprimary schools, almost all schools are inspected 100%. Among 1,770 inspected schools, only 408(23%) schools are level three fit the expected standard. On the contrary 1146 (64.74%) are level 2 and 216 (12.20%) level one which do not fit the required standard.

Similarly, in 2010 E.C 1407 schools involved in external inspection from those inspected schools 299(21.3%) are level three and fit the requested standard where as 1106 (78.5%) are level one and two which are below the expected result.



3.12.3 External inspection in each subcity by School levels (2010E.C)

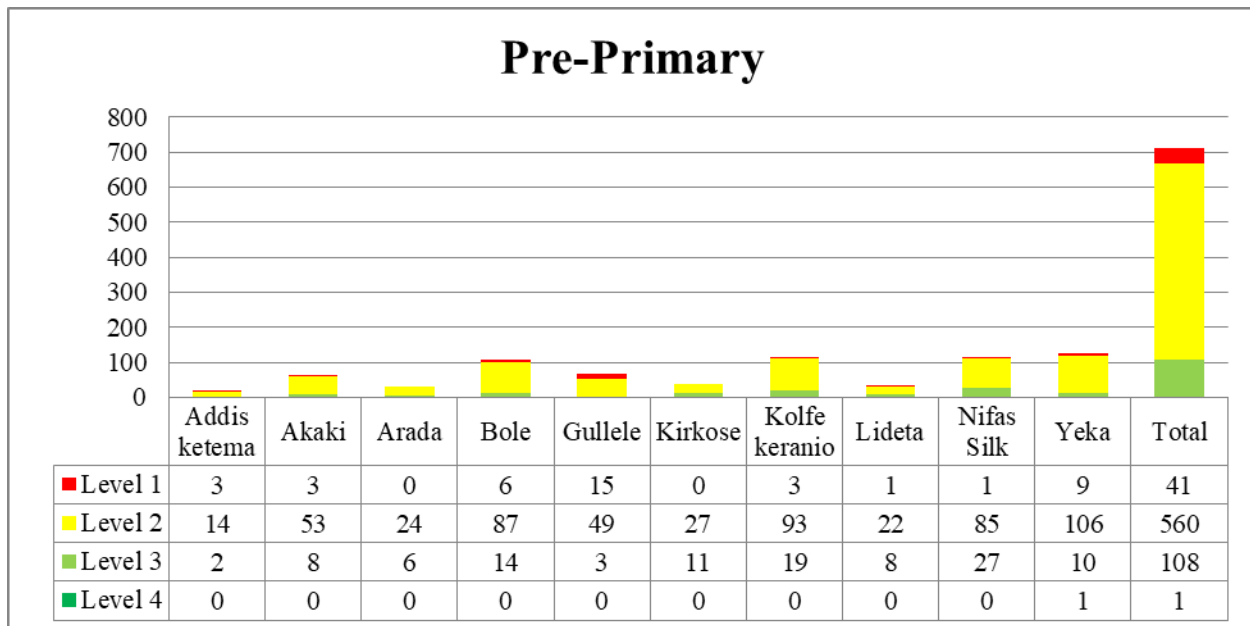


Chart 3.39: preprimary school 2010 External inspection result in each sub city

From the above chart yeka 106(84.8%) schools, N/silk 85 (82.52%) schools, Bole 87 (81.3%) schools Akaki 53 (82.81%) schools and Addis Ketema 14 (73.68%) schools indicate that significant number of schools were in level two and have serious problems. Only one school (yeka) was found in level four out of ten sub city.

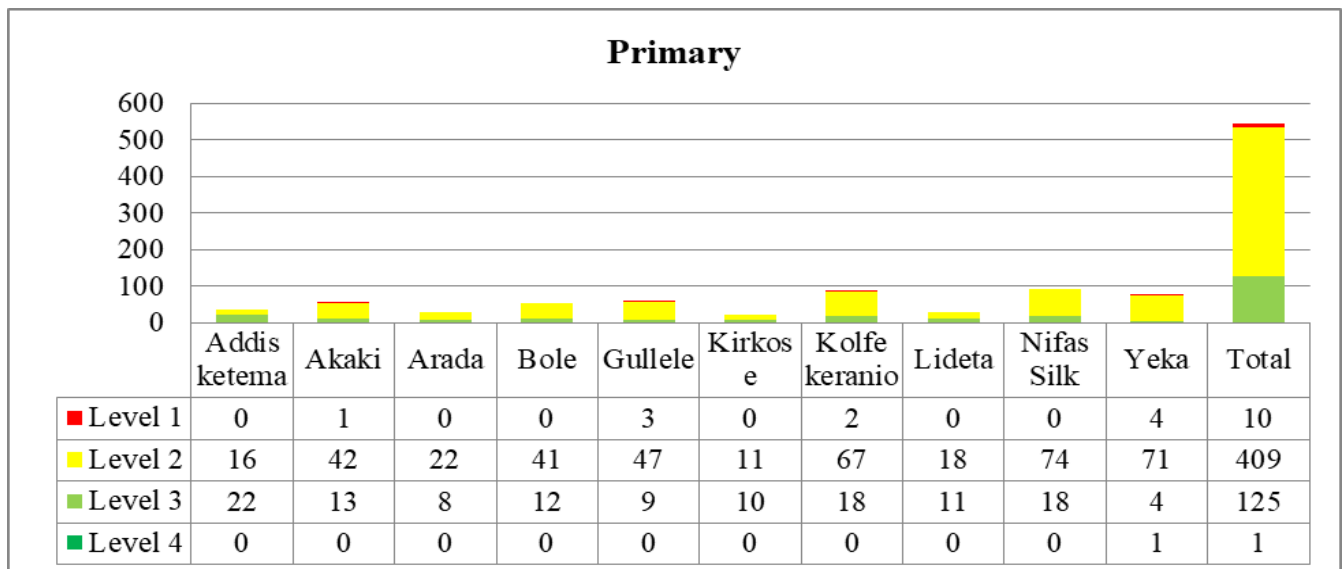
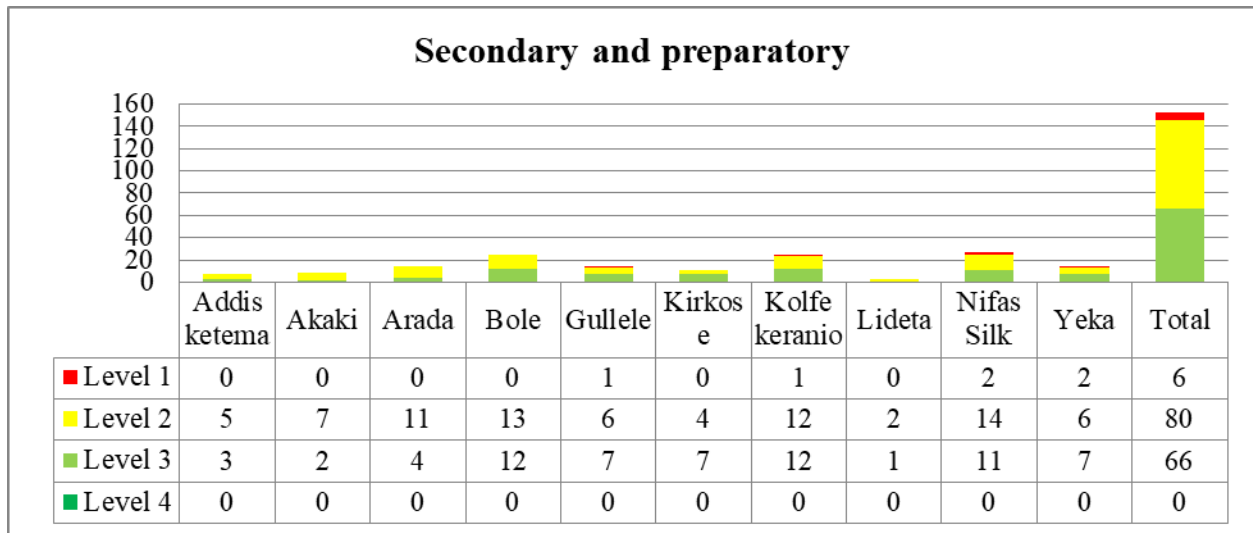


Chart 3.40: Primary school 2010 External inspection result in each sub city

From the above chart yeka 71(88,75%) schools, N/silk 74 (80.43%) schools, Bole 41 (77.35%) schools Akaki 42 (75%) schools, Kolfe 67( 77.01%) schools, bole 41( 77.35%) schools and Gulele 47 (79.66%)

## Education Statistics Annual Abstract 2010 E.C (2017/18 G.C)

schools indicate that significant No of schools were in level two and have serious problems. Only one school (yeka) was found in level four out of ten sub city.



**Chart 3.41: Secondary school 2010 External inspection result in each sub city**

In secondary school the above chart shows that N/silk 14 (51.85%) schools, Akaki 9(63.63%) schools and Arada 11(73.3%) schools indicate that significant No of schools were in level two and have serious problems. No schools were found in level four across each sub city.



## 4. Education Finance

The concern of school finance or educational finance is the relationship between cost and expenditure in the production of educational services. The real cost of an activity is not simply money spent on it, but the alternative opportunities that have to be foregone or sacrificed when a particular choice is made. Resources allocated to an activity can either be measured in terms of expenditure (paid or money value) or in real terms opportunity cost; it could be time put in by the teachers and students and services rendered by physical facilities (buildings, equipment and furniture) with respect to an educational process. The measurement of real cost is based on the opportunity cost concept.

For the purpose of achieving quality education delivery, both institutional and student financing require adequate attention and this is what education finance is all about. The goal of education finance is to ensure adequate provision and effective utilization of available resources, while at the same time exploring alternative strategies to ensure continuous inflow of resources for sustainable education.

Education finance can be classified into two, namely; institutional finance and student finance. Institution finance relates to the cost of servicing the various inputs into the educational system, such as the human and physical resources. On the other hand, student finance can be defined as any form of assistance or aid by means of provision of money or material resources (books, equipment, stationery, materials) given to the students in need, to compliment the limited resources available to them in the course of studies, to help pay for their educational expenses. This can be in form of scholarships, loans, grants, bursaries, graduate fellowships, foreign aids, donations and exchange programmers.

Budgeting for Education encompasses the process of financial allocation built on education plan of a nation, balanced with adequate income plan and corresponding spending plan.

Education budget is the main government policy implementation tool which synchronizes the physical plan with revenue, cost and expenditure. It also serves as one of the angles to undertake education sector diagnosis. The source of education finance comprises of public budget allocation, schools' internal income, voluntary contribution of community, private sectors support, development partners aid, NGOs and Charity organizations assistance.

City Government of Addis Ababa has given immense priority to allocate budget so as to attain education goals, objectives and targets. Based on this, the Bureau disbursed budget to achieve the second year of



## Education Statistics Annual Abstract 2010 E.C (2017/18 G.C)

fifth term Education Sector Development Program/ESDP V/ and second year of second Growth and Transformation Plan/GTP-2/. The heart of these sector wide plans are improving management system, ensuring quality, enhancing internal efficiency, promoting access and equity and increasing IFAE. The greater part of the budget distribution of the Bureau was in accordance with these 5 priority issues.

In addition, the budget has facilitated the implementation of 7 cross-cutting programs; namely, gender mainstreaming, special need education, HIV/AIDS, environmental protection, education in emergencies, school health and nutrition and drug-substance abuse prevention.

Accordingly, at city level student teacher ratio, the class room student ratio, the textbook student ratio, the qualification level of teachers, net enrollment ratio and gender parity index have shown progress. Besides, the provision of educational equipment's like plasma, radio, school net technology, computer lab and science laboratory materials have improved. Generally, the public spending on education in Addis Ababa has increased from time to time.

### 4.1 Share of Education Budget

**Table 4.1: Budget allocated by City Government**

Budget Allocation	Budget Year/E.C/					
	2005	2006	2007	2008	2009	2010
City Government of AA total budget	16,000,000,000	20,041,117,850	27,944,800,419	31,000,000,000	35,400,000,000	40,500,000,000
Education	1,008,199,018	1,177,126,137	1,600,969,317	1,691,551,078	1,934,583,719.	2,425,985,954
Share of Education budget	6.3	5.8	5.7	5.5	5.5	5.99

Source: BOFED,

From table 4.1 we can observe that the amount of education budget has shown an increment for 5 consecutive year's from 1,008,199,018 in 2005 E.C to 2,425,985,954.00(5.99%) in 2010 E.C. However, as we compare the education budget share from total government budget, has been decreasing to the standard set by UNESCO which is 26%.



# Education Statistics Annual Abstract 2010 E.C (2017/18 G.C)

## 4.2 Public Budget Allocation

Table 4.2: The amount of allocated public budget for education Sector for previous years

Budget Category	Budget Year/2004-2009E.C/						
	Institution	2005	2006	2007	2008	2009	2010
Recurrent	Bureau	55,915,632	93,544,195	108,326,979	128,525,750		138,045,732
	Sub-City	655,923,833	884,182,266	985,574,199	1,133,410,328		955,011,090
Capital	Bureau	68,239,553	20,830,000	40,110,000	21,385,000		95,515,345
	Sub-City	228,120,000	178,569,676	466,958,139	408,230,000		1,237,413,790
<b>Total</b>		1,008,199,018	1,177,126,137	1,600,969,317	1,691,551,078	1,934,583,719	2,425,985,957

Table 4.2 illustrated the expense of public recurrent budget has elevated from time to time. The average rate of progress from year to year was by 19.63%. This is mainly due to the increase of administrative costs (teachers and personnel salary & remuneration, goods, services, fixed assets and miscellaneous)

## 4.3 Community Voluntary Contribution

The community participation play pivotal role to improve teaching and learning environment. The community assists schools in providing human and financial resources through school leadership, building, expansion and renovation of classrooms or new schools, improving water, sanitation and hygiene facilities, as well as supply of educational materials (ICT equipment and accessories, science laboratories and library facilities).

Table 4.3: Community participation

Budget Year	Total contribution				
	Amount of Money collected	Material contribution in terms of money	Labor contribution in terms of money	Professional support in terms of money	Total
2006 E.C	34,691,968.00	6,237,010.00	-	391,839.00	41,118,007.8
2007 E.C	81,730,828.35	34,801,796.58	2,490,623.70	5,565,714.52	125,462,127.37
2008 E.C	52,504,089.39	6,949,814	4,372,424.7	6,569,740.5	100,773,119.93
2009 E.C					108,156,046.00
2010 E.C	230,304,752.47	34,833,535.66	4,888,946.00	3,713,526.00	273,740,760.13



## Education Statistics Annual Abstract 2010 E.C (2017/18 G.C)

Table 4.3 depicted that the community involvement in financial, material, labor and knowledge contribution for the last four years shows ups and down. To this end an increment is observed in community involvement in 2010E.C as compared to other years.

### 4.4 Development Partners Assistance

The international donors have involved in sector development program in City Government of Addis Ababa Education Bureau are UNICEF and GEQIP (by integrated assistance of DFID, GPE, IDA/WB, Finland, USAID, Italy and others.) Their effort has been contributing to succeed in ESDP V, GTP-2 and Sustainable Development Goals (SDGs).

The assistance by GEQIP project is mainly targeted on GEQIP II six components: (i) Curriculum, Textbooks, Assessment & Examinations; (ii) Teacher Development Program (TDP); (iii) School Improvement Program; (iv) System Management and Capacity Building program; (v) ICT for Education (vi) Program Coordination, Monitoring and Evaluation, and Communication (PCMEC).

To implement those six components except ICT for education, allocated GEQIP budget is distributed in to three categories of educational institutions, namely, primary & secondary schools and ABE centers which is the first category and Kotebe metropolitan university and directorates in education bureau are the second and the third categories respectively.

**Table 4.4: International Donors Financial Aid from the year 2004 (2011/12) - 2009 (2016/2017) in birr**

Donor	Budget Year					
	2005(2012/13 )	2006(2013/14 )	2007(2014/15 )	2008(2015/16)	2009/2016/17	2010(2017/2018)
1. UNICEF	18,293,997	22,596,559	11,201,299	5,300,000	3,017,292	2,578,207.03
2. GEQIP Allocated budget(total)	37,364,979	17,234,036	28,827,982	26,697,287	43,092,729	43,427,356.4
2.1 School Grants (for schools only)	30,928,406	9,450,573	20,506,446	18,543,570	24,894,426	21,243,955
2.2 GEQIP allocated budget other than school grant	6,436,573	7,783,463	8,321,536	8,153,717	18,198,303	22,183,401.4

Table 4.4 indicates that the amount of UNICEF fund decreased from time to time. On the other hand, the amount of allocated GEQIP budget is inconsistently goes up and down through six years.

The share of school grant budget from total allocated GEQIP budget has a figure of 83%, 55%, 71%, 69%, 58% and 49% in years, 2005 E.C, 2006 E.C, 2007 E.C, 2008 E.C, 2009 E.C and 2010 E.C respectively.



## 4.4.1 School grant

The School Grants Program is an initiative by the Ministry of Education to improve school performance and the quality of education in all Government primary and secondary schools, and Alternative Basic Education (ABE) Centers .It is funded under the General Education Quality Improvement Project II (GEQIP-II), which is supported by the Government of Ethiopia and development partners (world bank, DFID, GPE, Finland, USAID, Italy and others).

School Grants are payments made to all ABE centers and government schools in Ethiopia, based on the number of students enrolled in each institution. It is to be spent by each Parent, Student and Teacher Association, to deliver their School Improvement Plan and improve their school performance, with a special focus on improving the quality of teaching and learning.

In GEQIP-II, a special focus is on the teaching and learning environment and schools should spend at least fifty percent of their School Grant on teaching and learning domain.

School Grant is not meant to replace any existing and ongoing funding that is provided to the school or ABE center by parents and the community. But is an additional contribution to allow institutions to improve the teaching and learning environment.

### 4.4.1.2 Amount of School Grant

The Ministry of Education has set the minimum grant to be allocated for each student enrolled in schools and ABE centers. This is referred to as the ‘regular’ grant. In addition to this school grant, special consideration was taken in to account in allocation of school grant for special need in the rate of 1% and 2% from total school grants in school in 2008 E.C and 2009 E.C respectively.

**Table 4.5: Minimum ‘regular’ grant amounts per student for each cycle**

Grade 1-4	Grade 5-8	ABE	Grade 9-10	Grade 11-12
50 Birr	55 Birr	50 Birr	60 Birr	70 Birr

Table 4.5 indicated that students having a Grade 1-4, Grade 5-8 , ABE, Grade 9-10 and Grade 11-12 are granted birr 50, birr 55, birr 50 , birr 60 and birr 70 per student respectively.

## Education Statistics Annual Abstract 2010 E.C (2017/18 G.C)

**Table 4.6: School grant budget distribution by sub city**

Sub City	year					Total	Percent age
	2006(2013/14)	2007(2014/15)	2008(2015/16)	2009(2016/17)	2010(2017/18)		
Addis Ketema	808,978.00	1,855,637.00	1,979,525.00	2,293,900	1,802,082	8,740,122	9.23
Akaki Kality	718,533.00	1,563,616.00	1,614,902.00	2,425,944	1,960,885	8,283,880	8.75
Arada	867,035.00	1,873,259.00	1,719,260.00	1,875,635	1,432,574	7,767,763	8.20
Bole	1,122,328.00	2,477,945.00	2,063,136.70	2,409,641	2,185,301	10,258,352	10.83
Gulelie	1,009,073.00	2,160,985.00	1,977,880.00	2,103,231	2,022,453	9,273,622	9.79
Kirkos	445,865.00	933,509.00	1,126,552.00	1,397,390	1,189,960	5,093,276	5.38
Kolfie-Keranio	1,790,415.00	3,817,021.00	2,939,558.00	4,865,873	4,081,323	17,494,190	18.48
Lideta	408,910.00	926,965.00	1,069,775.00	1,239,432	1,099,108	4,744,190	5.01
Nifassilk- Lafto	1,112,075.00	2,417,770.00	1,861,916.00	2,943,673	2,567,196	10,902,630	11.52
Yeka	1,167,863.00	2,479,741.00	2,191,065.00	3,339,708	2,903,073	12,081,450	12.76
<b>Total</b>	<b>9,451,075</b>	<b>20,506,448</b>	<b>18,543,570</b>	24,894,427	21,243,955	94,639,475	<b>100</b>

The table above showed that the school grant budget declines in 2010E.C in all subcities. To this end kolfe- keraniyo (18.48%), Yeka (12.76%), Nifas-silk lafto sub-city (11.52%) and Bole sub-city (10.83%) took the lion's share of school grant budget distribution, whereas lideta sub-city birr (5.01%) and Kirkos Subcity (5.38%) took the least ones.

# 5. Detail Table



# Education Statistics Annual Abstract 2010 E.C (2017/18 G.C)

## Pre- Primary Enrollment by Sub City 2009 E.C. (2016/17)

<b>All Addis Ababa</b>	
Sector	Kinderkarten
Ownership	ALL

Sub-City	Stage One		Stage Two		Stage Three		TOTAL		TOTAL
	M	F	M	F	M	F	M	F	
Addis Ketema	1594	1595	1303	1357	1329	1326	4226	4278	8504
Akaki-Kaliti	3758	3460	2696	2550	2512	2491	8966	8501	17467
Arada	1830	1677	1390	1397	1397	1404	4617	4478	9095
Bole	4838	4550	4112	4060	3769	3764	12719	12374	25093
Gullelie	2385	2258	1977	2033	1914	1915	6276	6206	12482
Kirkos	1635	1466	1340	1250	1241	1227	4216	3943	8159
Kolfe-Keranio	5778	5413	5146	4859	4871	4604	15795	14876	30671
Lideta	1499	1298	1167	1088	1154	1170	3820	3556	7376
Nefas Silk-Lafto	6491	6305	5387	5211	5126	4847	17004	16363	33367
Yeka	5486	5051	4461	4337	4280	3982	14227	13370	27597
<b>Total</b>	<b>35294</b>	<b>33073</b>	<b>28979</b>	<b>28142</b>	<b>27593</b>	<b>26730</b>	<b>91866</b>	<b>87945</b>	<b>179811</b>

Sector	Kinderkarten
Ownership	Government

Sub-City	Stage One		Stage Two		Stage Three		TOTAL		TOTAL
	M	F	M	F	M	F	M	F	
Addis Ketema	725	694	628	579	654	585	2007	1858	3865
Akaki-Kaliti	947	900	682	649	682	686	2311	2235	4546
Arada	425	425	379	393	453	460	1257	1278	2535
Bole	900	807	716	739	682	662	2298	2208	4506
Gullelie	728	652	637	634	621	665	1986	1951	3937
Kirkos	539	449	486	463	428	446	1453	1358	2811
Kolfe-Keranio	913	945	851	756	874	851	2638	2552	5190
Lideta	412	349	312	323	327	311	1051	983	2034
Nefas Silk-Lafto	1017	975	818	780	846	758	2681	2513	5194
Yeka	1379	1208	1130	1023	1164	1126	3673	3357	7030
<b>Total</b>	<b>7985</b>	<b>7404</b>	<b>6639</b>	<b>6339</b>	<b>6731</b>	<b>6550</b>	<b>21355</b>	<b>20293</b>	<b>41648</b>





## Education Statistics Annual Abstract 2010 E.C (2017/18 G.C)

Sector	Kinderkarten
Ownership	Private

Sub-City	Stage One		Stage Two		Stage Three		TOTAL		TOTAL
	M	F	M	F	M	F	M	F	
Addis Ketema	602	607	437	514	443	470	1482	1591	3073
Akaki-Kaliti	2533	2345	1742	1658	1607	1618	5882	5621	11503
Arada	728	651	590	550	516	522	1834	1723	3557
Bole	3514	3370	3017	2928	2803	2753	9334	9051	18385
Gullelie	1335	1220	1006	974	926	850	3267	3044	6311
Kirkos	951	877	753	676	721	695	2425	2248	4673
Kolfe-Keranio	3902	3644	3414	3330	3090	2954	10406	9928	20334
Lideta	636	571	561	507	519	552	1716	1630	3346
Nefas Silk-Lafto	4558	4543	3913	3815	3632	3517	12103	11875	23978
Yeka	3552	3334	2899	2866	2746	2480	9197	8680	17877
<b>Total</b>	<b>22311</b>	<b>21162</b>	<b>18332</b>	<b>17818</b>	<b>17003</b>	<b>16411</b>	<b>57646</b>	<b>55391</b>	<b>113037</b>

Sector	Kinderkarten
Ownership	Church

Sub-City	Stage One		Stage Two		Stage Three		TOTAL		TOTAL
	M	F	M	F	M	F	M	F	
Akaki-Kaliti	33	28	30	37	28	23	91	88	179
Arada	143	138	110	127	119	107	372	372	744
Bole	234	170	250	274	189	257	673	701	1374
Gullelie	81	197	99	175	111	158	291	530	821
Kirkos	80	80	47	46	48	40	175	166	341
Kolfe-Keranio	251	206	162	138	238	236	651	580	1231
Lideta	51	57	44	37	31	32	126	126	252
Nefas Silk-Lafto	346	269	267	222	269	240	882	731	1613
Yeka	148	118	115	118	86	88	349	324	673
<b>Total</b>	<b>1367</b>	<b>1263</b>	<b>1124</b>	<b>1174</b>	<b>1119</b>	<b>1181</b>	<b>3610</b>	<b>3618</b>	<b>7228</b>

Sector	Kinderkarten
Ownership	Mosque

Sub-City	Stage One		Stage Two		Stage Three		TOTAL		TOTAL
	M	F	M	F	M	F	M	F	
Kolfe-Keranio	27	20	24	28	23	19	74	67	141
Nefas Silk-Lafto	20	10	27	29	21	26	68	65	133
<b>Total</b>	<b>47</b>	<b>30</b>	<b>51</b>	<b>57</b>	<b>44</b>	<b>45</b>	<b>142</b>	<b>132</b>	<b>274</b>



## Education Statistics Annual Abstract 2010 E.C (2017/18 G.C)

Sector	Kinderkarten
Ownership	Mission

Sub-City	Stage One		Stage Two		Stage Three		TOTAL		TOTAL
	M	F	M	F	M	F	M	F	
Addis Ketema	51	76	63	79	45	71	159	226	385
Akaki-Kaliti	27	21	30	32	23	22	80	75	155
Gullelie	76	65	95	74	96	86	267	225	492
Kolfe-Keranio	115	112	108	104	92	93	315	309	624
Nefas Silk-Lafto	11	10	6	10	4	3	21	23	44
Yeka	13	9	18	18	24	15	55	42	97
<b>Total</b>	<b>293</b>	<b>293</b>	<b>320</b>	<b>317</b>	<b>284</b>	<b>290</b>	<b>897</b>	<b>900</b>	<b>1797</b>

Sector	Kinderkarten
Ownership	Local community / Public

Sub-City	Stage One		Stage Two		Stage Three		TOTAL		TOTAL
	M	F	M	F	M	F	M	F	
Addis Ketema	28	27	42	32	53	55	123	114	237
Akaki-Kaliti	40	31	17	8	19	18	76	57	133
Arada	56	43	31	17	43	22	130	82	212
Bole	10	13	10	2	8	3	28	18	46
Gullelie	68	58	55	67	61	69	184	194	378
Lideta	237	203	160	131	136	144	533	478	1011
Yeka	188	156	133	137	102	110	423	403	826
<b>Total</b>	<b>627</b>	<b>531</b>	<b>448</b>	<b>394</b>	<b>422</b>	<b>421</b>	<b>1497</b>	<b>1346</b>	<b>2843</b>

Sector	Kinderkarten
Ownership	International Community

Sub-City	Stage One		Stage Two		Stage Three		TOTAL		TOTAL
	M	F	M	F	M	F	M	F	
Addis Ketema	11	18	18	19	8	8	37	45	82
Akaki-Kaliti	33	26	41	39	34	30	108	95	203
Gullelie	22	15	13	19	18	13	53	47	100
Kolfe-Keranio	22	15	23	21	21	12	66	48	114
Lideta	70	56	31	25	77	77	178	158	336
Nefas Silk-Lafto	48	39	20	26	30	18	98	83	181
<b>Total</b>	<b>206</b>	<b>169</b>	<b>146</b>	<b>149</b>	<b>188</b>	<b>158</b>	<b>540</b>	<b>476</b>	<b>1016</b>



## Education Statistics Annual Abstract 2010 E.C (2017/18 G.C)

Sector	Kinderkarten
Ownership	Other

Sub-City	Stage One		Stage Two		Stage Three		TOTAL		TOTAL
	M	F	M	F	M	F	M	F	
Addis Ketema	177	173	115	134	126	137	418	444	862
Akaki-Kaliti	62	57	114	82	74	67	250	206	456
Arada	478	420	280	310	266	293	1024	1023	2047
Bole	100	100	44	32	47	39	191	171	362
Gullelie	75	51	72	90	81	74	228	215	443
Kirkos	65	60	54	65	44	46	163	171	334
Kolfe-Keranio	548	471	564	482	533	439	1645	1392	3037
Lideta	93	62	59	65	64	54	216	181	397
Nefas Silk-Lafto	379	354	312	301	295	256	986	911	1897
Yeka	106	127	133	147	142	153	381	427	808
<b>Total</b>	<b>2083</b>	<b>1875</b>	<b>1747</b>	<b>1708</b>	<b>1672</b>	<b>1558</b>	<b>5502</b>	<b>5141</b>	<b>10643</b>



# Education Statistics Annual Abstract 2010 E.C (2017/18 G.C)

## Primary Enrollment by Sub City 2009 E.C. (2017/18)

Sector	Primary Education
Ownership	ALL
Program Mode	ALL

Sub-City	Grade 1		Grade 2		Grade 3		Grade 4		Grade 5		Grade 6		Grade 7		Grade 8		TOTAL		TOTAL
	M	F	M	F	M	F	M	F	M	F	M	F	M	F	M	F	M	F	
Addis Ketema	1820	1877	1616	1903	1561	1895	1738	2005	1621	1873	1638	1829	1776	1970	1973	2275	13743	15627	29370
Akaki-Kaliti	3328	3963	2860	3099	2594	2882	2555	2849	2634	2751	2545	2798	2484	2907	2444	3026	21444	24275	45719
Arada	1737	1892	1714	1867	1594	1860	1583	1946	1559	1923	1498	2025	1816	2215	1958	2466	13459	16194	29653
Bole	5075	5565	4415	4891	4089	4692	3992	4572	3504	4423	3334	4138	3410	4154	3642	4588	31461	37023	68484
Gullelie	2216	2554	2132	2509	1940	2213	2154	2413	1827	2465	1931	2444	2136	2408	2283	3021	16619	20027	36646
Kirkos	1774	2026	1530	1824	1506	1741	1462	1676	1575	1820	1539	1872	1617	1798	1651	1972	12654	14729	27383
Kolfe-Keranio	7664	9058	6468	7409	6288	6939	6319	7158	5671	6667	5647	6233	5543	6406	5387	7053	48987	56923	105910
Lideta	1256	1237	1087	1181	1049	1125	1085	1291	1061	1230	1037	1318	1122	1351	1140	1483	8837	10216	19053
Nefas Silk-Lafto	6410	7239	5584	6282	5091	5850	4749	5370	4501	4974	4109	4845	4415	4895	3979	5358	38838	44813	83651
Yeka	5260	6474	4523	5020	4324	5209	4427	5158	4155	5002	4071	4979	4012	4946	4224	5803	34996	42591	77587
<b>Total</b>	<b>36540</b>	<b>41885</b>	<b>31929</b>	<b>35985</b>	<b>30036</b>	<b>34406</b>	<b>30064</b>	<b>34438</b>	<b>28108</b>	<b>33128</b>	<b>27349</b>	<b>32481</b>	<b>28331</b>	<b>33050</b>	<b>28681</b>	<b>37045</b>	<b>241038</b>	<b>282418</b>	<b>523456</b>

Sector	Primary Education
Ownership	ALL
Program Mode	Regular class

Sub-City	Grade 1		Grade 2		Grade 3		Grade 4		Grade 5		Grade 6		Grade 7		Grade 8		TOTAL		TOTAL
	M	F	M	F	M	F	M	F	M	F	M	F	M	F	M	F	M	F	
Addis Ketema	1503	1574	1385	1580	1358	1655	1518	1751	1387	1586	1423	1593	1482	1752	1522	1904	11578	13395	24973
Akaki-Kaliti	2763	3210	2683	2799	2433	2635	2392	2573	2475	2508	2357	2533	2269	2635	2201	2642	19573	21535	41108
Arada	1737	1892	1694	1837	1572	1784	1467	1739	1481	1699	1382	1801	1648	1984	1629	2041	12610	14777	27387
Bole	4378	4601	3923	4133	3658	3946	3589	3806	3090	3550	2902	3295	2971	3411	2939	3398	27450	30140	57590
Gullelie	1985	2195	1962	2182	1803	1892	2008	2129	1671	2101	1727	2091	1880	2038	1888	2350	14924	16978	31902
Kirkos	1408	1485	1379	1429	1354	1389	1334	1336	1382	1439	1390	1507	1432	1401	1438	1489	11117	11475	22592
Kolfe-Keranio	6684	7054	5871	6307	5769	6029	5885	6275	5168	5769	5146	5391	4979	5505	4625	5941	44127	48271	92398
Lideta	1028	987	998	1020	964	971	999	1138	892	1031	899	1077	979	1097	920	1068	7679	8389	16068
Nefas Silk-Lafto	5675	5863	5069	5472	4656	5145	4372	4616	4051	4283	3730	4100	3992	4193	3450	4390	34995	38062	73057
Yeka	4390	4828	4086	4220	3978	4401	4003	4370	3705	4095	3590	4050	3597	4052	3624	4535	30973	34551	65524
<b>Total</b>	<b>31551</b>	<b>33689</b>	<b>29050</b>	<b>30979</b>	<b>27545</b>	<b>29847</b>	<b>27567</b>	<b>29733</b>	<b>25302</b>	<b>28061</b>	<b>24546</b>	<b>27438</b>	<b>25229</b>	<b>28068</b>	<b>24236</b>	<b>29758</b>	<b>215026</b>	<b>237573</b>	<b>452599</b>



## Education Statistics Annual Abstract 2010 E.C (2017/18 G.C)

Sector	Primary Education
Ownership	ALL
Program Mode	Evening class

Sub-City	Grade 1		Grade 2		Grade 3		Grade 4		Grade 5		Grade 6		Grade 7		Grade 8		TOTAL		TOTAL
	M	F	M	F	M	F	M	F	M	F	M	F	M	F	M	F	M	F	
Addis Ketema	317	303	231	323	203	240	220	254	234	287	215	236	294	218	451	371	2165	2232	4397
Akaki-Kaliti	565	753	177	300	161	247	163	276	159	243	188	265	215	272	243	384	1871	2740	4611
Arada			20	30	22	76	116	207	78	224	116	224	168	231	329	425	849	1417	2266
Bole	697	964	492	758	431	746	403	766	414	873	432	843	439	743	703	1190	4011	6883	10894
Gullelie	231	359	170	327	137	321	146	284	156	364	204	353	256	370	395	671	1695	3049	4744
Kirkos	366	541	151	395	152	352	128	340	193	381	149	365	185	397	213	483	1537	3254	4791
Kolfe-Keranio	980	2004	597	1102	519	910	434	883	503	898	501	842	564	901	762	1112	4860	8652	13512
Lideta	228	250	89	161	85	154	86	153	169	199	138	241	143	254	220	415	1158	1827	2985
Nefas Silk-Lafto	735	1376	515	810	435	705	377	754	450	691	379	745	423	702	529	968	3843	6751	10594
Yeka	870	1646	437	800	346	808	424	788	450	907	481	929	415	894	600	1268	4023	8040	12063
<b>Total</b>	<b>4989</b>	<b>8196</b>	<b>2879</b>	<b>5006</b>	<b>2491</b>	<b>4559</b>	<b>2497</b>	<b>4705</b>	<b>2806</b>	<b>5067</b>	<b>2803</b>	<b>5043</b>	<b>3102</b>	<b>4982</b>	<b>4445</b>	<b>7287</b>	<b>26012</b>	<b>44845</b>	<b>70857</b>

Sector	Primary Education
Ownership	Government
Program Mode	ALL

Sub-City	Grade 1		Grade 2		Grade 3		Grade 4		Grade 5		Grade 6		Grade 7		Grade 8		TOTAL		TOTAL
	M	F	M	F	M	F	M	F	M	F	M	F	M	F	M	F	M	F	
Addis Ketema	1181	1290	1082	1310	1010	1277	1202	1431	1157	1439	1219	1458	1427	1531	1559	1798	9837	11534	21371
Akaki-Kaliti	2013	2576	1561	1848	1520	1862	1640	1884	1748	1926	1770	1992	1697	2137	1733	2301	13682	16526	30208
Arada	568	675	566	719	632	804	721	957	776	1019	712	1054	1050	1200	1227	1577	6252	8005	14257
Bole	2359	2862	1876	2374	1911	2421	2003	2477	1843	2589	1766	2556	1926	2633	2101	3031	15785	20943	36728
Gullelie	1106	1520	1021	1337	997	1315	1288	1499	1162	1614	1280	1633	1439	1656	1570	2192	9863	12766	22629
Kirkos	894	1259	696	1055	683	1054	711	1039	835	1169	818	1267	904	1242	1012	1454	6553	9539	16092
Kolfe-Keranio	4397	5629	3606	4319	3748	4286	3934	4649	3561	4349	3613	4155	3559	4218	3528	4792	29946	36397	66343
Lideta	774	807	657	749	657	744	710	929	760	897	771	1036	861	1073	893	1235	6083	7470	13553
Nefas Silk-Lafto	2385	3403	2103	2731	1962	2526	1946	2649	2030	2609	1877	2640	2168	2707	1939	3164	16410	22429	38839
Yeka	2621	3808	2237	2815	2210	3068	2443	3128	2470	3295	2472	3424	2537	3482	2875	4285	19865	27305	47170
<b>Total</b>	<b>18298</b>	<b>23829</b>	<b>15405</b>	<b>19257</b>	<b>15330</b>	<b>19357</b>	<b>16598</b>	<b>20642</b>	<b>16342</b>	<b>20906</b>	<b>16298</b>	<b>21215</b>	<b>17568</b>	<b>21879</b>	<b>18437</b>	<b>25829</b>	<b>134276</b>	<b>172914</b>	<b>307190</b>



## Education Statistics Annual Abstract 2010 E.C (2017/18 G.C)

Sector	Primary Education
Ownership	Private
Program Mode	ALL

Sub-City	Grade 1		Grade 2		Grade 3		Grade 4		Grade 5		Grade 6		Grade 7		Grade 8		TOTAL		TOTAL
	M	F	M	F	M	F	M	F	M	F	M	F	M	F	M	F	M	F	
Addis Ketema	251	239	220	239	243	241	210	203	177	190	165	174	113	185	103	126	1482	1597	3079
Akaki-Kaliti	1194	1265	1168	1110	960	911	790	848	760	708	647	677	622	628	561	557	6702	6704	13406
Arada	555	460	533	422	406	357	334	299	323	263	299	257	262	248	239	217	2951	2523	5474
Bole	2323	2238	2173	2162	1879	1904	1715	1698	1419	1501	1248	1248	1213	1215	1209	1185	13179	13151	26330
Gullelie	801	654	773	652	591	516	576	472	366	413	351	378	376	347	330	291	4164	3723	7887
Kirkos	644	600	570	605	553	554	489	510	509	541	508	508	441	440	402	405	4116	4163	8279
Kolfe-Keranio	2644	2712	2269	2446	1945	2018	1813	1891	1644	1785	1535	1549	1493	1590	1416	1692	14759	15683	30442
Lideta	391	332	335	352	314	298	286	282	230	266	188	200	195	218	187	182	2126	2130	4256
Nefas Silk-Lafto	3508	3258	3014	3089	2714	2871	2386	2279	2102	1970	1889	1824	1861	1785	1722	1818	19196	18894	38090
Yeka	2281	2259	1940	1870	1792	1789	1656	1704	1380	1411	1344	1263	1205	1173	1090	1182	12688	12651	25339
<b>Total</b>	14592	14017	12995	12947	11397	11459	10255	10186	8910	9048	8174	8078	7781	7829	7259	7655	81363	81219	162582

Sector	Primary Education
Ownership	Church
Program Mode	ALL

Sub-City	Grade 1		Grade 2		Grade 3		Grade 4		Grade 5		Grade 6		Grade 7		Grade 8		TOTAL		TOTAL
	M	F	M	F	M	F	M	F	M	F	M	F	M	F	M	F	M	F	
Addis Ketema	244	178	188	180	208	178	167	155	224	178	188	137	178	174	244	209	1641	1389	3030
Akaki-Kaliti	47	45	51	52	36	23	33	38	34	32	32	39	31	25	19	29	283	283	566
Arada	154	425	140	430	130	407	114	423	95	403	130	467	135	504	157	402	1055	3461	4516
Bole	302	359	277	292	232	310	217	329	233	320	304	324	267	296	328	371	2160	2601	4761
Gullelie	114	217	142	280	133	231	141	293	139	304	149	306	172	257	223	409	1213	2297	3510
Kolfe-Keranio	223	319	187	251	215	259	180	232	201	278	201	256	212	312	188	270	1607	2177	3784
Lideta	19	27	35	33	22	21	34	32	22	23	31	29	28	17	20	22	211	204	415
Nefas Silk-Lafto	313	378	287	291	254	298	283	329	262	296	260	283	273	303	227	271	2159	2449	4608
Yeka	114	144	97	115	69	101	76	80	86	96	59	100	60	82	56	88	617	806	1423
<b>Total</b>	1530	2092	1404	1924	1299	1828	1245	1911	1296	1930	1354	1941	1356	1970	1462	2071	10946	15667	26613



## Education Statistics Annual Abstract 2010 E.C (2017/18 G.C)

Sector		Primary Education																	
Ownership		Mosque																	
Program Mode		ALL																	
Sub-City	Grade 1		Grade 2		Grade 3		Grade 4		Grade 5		Grade 6		Grade 7		Grade 8		TOTAL		TOTAL
	M	F	M	F	M	F	M	F	M	F	M	F	M	F	M	F	M	F	
Kolfe-Keranio	44	45	45	38	37	35	42	41	45	26	28	37	44	37	32	49	317	308	625
Nefas Silk-Lafto	34	34	44	40	37	33	33	31	37	35	37	43	45	33	26	49	293	298	591
<b>Total</b>	<b>78</b>	<b>79</b>	<b>89</b>	<b>78</b>	<b>74</b>	<b>68</b>	<b>75</b>	<b>72</b>	<b>82</b>	<b>61</b>	<b>65</b>	<b>80</b>	<b>89</b>	<b>70</b>	<b>58</b>	<b>98</b>	<b>610</b>	<b>606</b>	<b>1216</b>

Sector		Primary Education																	
Ownership		Mission																	
Program Mode		ALL																	
Sub-City	Grade 1		Grade 2		Grade 3		Grade 4		Grade 5		Grade 6		Grade 7		Grade 8		TOTAL		TOTAL
	M	F	M	F	M	F	M	F	M	F	M	F	M	F	M	F	M	F	
Addis Ketema	26	59	11	55	6	55	0	46	0	49	0	46	0	57	6	114	49	481	530
Akaki-Kaliti	40	45	46	52	46	53	53	47	50	47	49	59	80	77	82	76	446	456	902
Arada	254	95	240	84	211	83	228	62	197	93	205	80	243	127	229	172	1807	796	2603
Gullelie	82	51	87	85	108	74	87	71	125	93	122	90	122	109	135	117	868	690	1558
Kirkos	117	10	115	10	117	4	117	3	111	0	108	0	150	0	144	0	979	27	1006
Kolfe-Keranio	120	126	98	90	95	99	81	103	74	82	92	65	78	86	80	76	718	727	1445
Nefas Silk-Lafto	15	10	14	14	19	15	16	19	18	14	12	14	13	21	16	18	123	125	248
Yeka	80	54	70	76	72	73	91	79	83	62	69	69	73	80	64	56	602	549	1151
<b>Total</b>	<b>734</b>	<b>450</b>	<b>681</b>	<b>466</b>	<b>674</b>	<b>456</b>	<b>673</b>	<b>430</b>	<b>658</b>	<b>440</b>	<b>657</b>	<b>423</b>	<b>759</b>	<b>557</b>	<b>756</b>	<b>629</b>	<b>5592</b>	<b>3851</b>	<b>9443</b>

Sector		Primary Education																	
Ownership		Local community / Public																	
Program Mode		ALL																	
Sub-City	Grade 1		Grade 2		Grade 3		Grade 4		Grade 5		Grade 6		Grade 7		Grade 8		TOTAL		TOTAL
	M	F	M	F	M	F	M	F	M	F	M	F	M	F	M	F	M	F	
Kirkos	52	67	63	69	78	58	69	70	74	63	58	45	85	75	57	67	536	514	1050
Lideta	72	71	60	47	56	62	55	48	49	44	47	53	38	43	40	44	417	412	829
<b>Total</b>	<b>124</b>	<b>138</b>	<b>123</b>	<b>116</b>	<b>134</b>	<b>120</b>	<b>124</b>	<b>118</b>	<b>123</b>	<b>107</b>	<b>105</b>	<b>98</b>	<b>123</b>	<b>118</b>	<b>97</b>	<b>111</b>	<b>953</b>	<b>926</b>	<b>1879</b>



## Education Statistics Annual Abstract 2010 E.C (2017/18 G.C)

Sector	Primary Education
Ownership	International community
Program Mode	ALL

Sub-City	Grade 1		Grade 2		Grade 3		Grade 4		Grade 5		Grade 6		Grade 7		Grade 8		TOTAL		TOTAL
	M	F	M	F	M	F	M	F	M	F	M	F	M	F	M	F	M	F	
Addis Ketema	23	22	19	19	20	17	23	20	26	17	24	14	20	23	30	28	185	160	345
Arada	26	29	31	35	31	30	30	36	26	20	21	35	22	19	27	22	214	226	440
Bole	11	13	9	6	9	5	6	9	1	3	5	2	2	3	4	1	47	42	89
Gullelie	15	20	15	20	27	22	19	27									76	89	165
<b>Total</b>	<b>75</b>	<b>84</b>	<b>74</b>	<b>80</b>	<b>87</b>	<b>74</b>	<b>78</b>	<b>92</b>	<b>53</b>	<b>40</b>	<b>50</b>	<b>51</b>	<b>44</b>	<b>45</b>	<b>61</b>	<b>51</b>	<b>522</b>	<b>517</b>	<b>1039</b>

Sector	Primary Education
Ownership	Other
Program Mode	ALL

Sub-City	Grade 1		Grade 2		Grade 3		Grade 4		Grade 5		Grade 6		Grade 7		Grade 8		TOTAL		TOTAL
	M	F	M	F	M	F	M	F	M	F	M	F	M	F	M	F	M	F	
Addis Ketema	95	89	96	100	74	127	136	150	37	0	42	0	38	0	31	0	549	466	1015
Akaki-Kaliti	34	32	34	37	32	33	39	32	42	38	47	31	54	40	49	63	331	306	637
Arada	119	120	130	111	138	113	114	116	98	89	91	98	67	79	45	44	802	770	1572
Bole	80	93	80	57	58	52	51	59	8	10	11	8	2	7			290	286	576
Gullelie	83	77	84	118	84	55	43	51	35	41	29	37	27	39	25	12	410	430	840
Kirkos	58	65	70	68	56	53	59	38	33	34	41	41	31	32	29	41	377	372	749
Kolfe-Keranio	216	213	250	252	236	228	260	236	121	119	152	147	130	139	109	149	1474	1483	2957
Nefas Silk-Lafto	62	72	55	50	41	58	38	27	26	22	12	24	31	25	24	24	289	302	591
Yeka	164	209	179	144	181	178	161	167	136	138	127	123	137	129	139	192	1224	1280	2504
<b>Total</b>	<b>911</b>	<b>970</b>	<b>978</b>	<b>937</b>	<b>900</b>	<b>897</b>	<b>901</b>	<b>876</b>	<b>536</b>	<b>491</b>	<b>552</b>	<b>509</b>	<b>517</b>	<b>490</b>	<b>451</b>	<b>525</b>	<b>5746</b>	<b>5695</b>	<b>11441</b>





# Education Statistics Annual Abstract 2010 E.C (2017/18 G.C)

## Secondary Enrollment by Sub City 2008 E.C.(2015/16)

Sector	Secondary Education
Ownership	ALL
Program Mode	ALL

Sub-City	Grade 9		Grade 10		Grade 11		Grade 12		TOTAL		TOTAL
	M	F	M	F	M	F	M	F	M	F	
Addis Ketema	1762	1977	1470	1814	891	1098	548	759	4671	5648	10319
Akaki-Kaliti	2413	2784	1959	2568	979	1199	561	855	5912	7406	13318
Arada	2150	2789	1641	2285	1530	1900	1092	1572	6413	8546	14959
Bole	2938	3629	2406	2956	1858	2147	1298	1786	8500	10518	19018
Gullelie	2366	2800	2013	2481	1371	1514	859	1292	6609	8087	14696
Kirkos	1694	1624	1298	1334	703	705	578	551	4273	4214	8487
Kolfe-Keranio	4999	5924	3630	4471	1745	2319	1061	1503	11435	14217	25652
Lideta	760	888	562	861	179	238	101	110	1602	2097	3699
Nefas Silk-Lafto	4470	5183	3158	3933	2396	2794	1884	2543	11908	14453	26361
Yeka	3779	4709	2662	3386	1391	1805	1056	1323	8888	11223	20111
<b>Total</b>	27331	32307	20799	26089	13043	15719	9038	12294	70211	86409	156620

Sector	Secondary Education
Ownership	ALL
Program Mode	Regular class

Sub-City	Grade 9		Grade 10		Grade 11		Grade 12		TOTAL		TOTAL
	M	F	M	F	M	F	M	F	M	F	
Addis Ketema	1511	1777	1352	1727	875	1095	508	749	4246	5348	9594
Akaki-Kaliti	2122	2339	1865	2433	979	1199	561	855	5527	6826	12353
Arada	2001	2521	1613	2214	1479	1854	1060	1540	6153	8129	14282
Bole	2604	3144	2260	2701	1858	2147	1298	1786	8020	9778	17798
Gullelie	2087	2434	1902	2277	1371	1514	859	1292	6219	7517	13736
Kirkos	1394	1286	1167	1196	703	705	578	551	3842	3738	7580
Kolfe-Keranio	4633	5388	3436	4242	1730	2308	1061	1503	10860	13441	24301
Lideta	667	796	487	699	179	238	101	110	1434	1843	3277
Nefas Silk-Lafto	4093	4644	2984	3652	2396	2794	1884	2543	11357	13633	24990
Yeka	3371	4041	2485	3152	1391	1805	1056	1323	8303	10321	18624
<b>Total</b>	24483	28370	19551	24293	12961	15659	8966	12252	65961	80574	146535



## Education Statistics Annual Abstract 2010 E.C (2017/18 G.C)

Sector	Secondary Education
Ownership	ALL
Program Mode	Evening class

Sub-City	Grade 9		Grade 10		Grade 11		Grade 12		TOTAL		TOTAL
	M	F	M	F	M	F	M	F	M	F	
Addis Ketema	251	200	118	87	16	3	40	10	425	300	725
Akaki-Kaliti	291	445	94	135					385	580	965
Arada	149	268	28	71	51	46	32	32	260	417	677
Bole	334	485	146	255					480	740	1220
Gullelie	279	366	111	204					390	570	960
Kirkos	300	338	131	138					431	476	907
Kolfe-Keranio	366	536	194	229	15	11			575	776	1351
Lideta	93	92	75	162					168	254	422
Nefas Silk-Lafto	377	539	174	281					551	820	1371
Yeka	408	668	177	234					585	902	1487
<b>Total</b>	2848	3937	1248	1796	82	60	72	42	4250	5835	10085

Sector	Secondary Education
Ownership	Government
Program Mode	ALL

REGION	Grade 9		Grade 10		Grade 11		Grade 12		TOTAL		TOTAL
	M	F	M	F	M	F	M	F	M	F	
Addis Ketema	1444	1595	1234	1455	720	835	411	555	3809	4440	8249
Akaki-Kaliti	2020	2352	1427	1917	618	734	288	463	4353	5466	9819
Arada	1352	1695	870	1223	911	883	509	621	3642	4422	8064
Bole	1791	2328	1324	1792	811	1038	440	716	4366	5874	10240
Gullelie	1538	1836	1222	1653	836	979	436	697	4032	5165	9197
Kirkos	1126	1220	723	943	250	373	134	261	2233	2797	5030
Kolfe-Keranio	3475	4120	2367	2874	934	1309	419	685	7195	8988	16183
Lideta	760	888	562	861	179	238	101	110	1602	2097	3699
Nefas Silk-Lafto	2587	3088	1514	2002	823	1050	503	813	5427	6953	12380
Yeka	2795	3667	1940	2625	814	1183	541	859	6090	8334	14424
<b>Total</b>	18888	22789	13183	17345	6896	8622	3782	5780	42749	54536	97285



## Education Statistics Annual Abstract 2010 E.C (2017/18 G.C)

Sector	Secondary Education
Ownership	Private
Program Mode	ALL

Sub-City	Grade 9		Grade 10		Grade 11		Grade 12		TOTAL		TOTAL
	M	F	M	F	M	F	M	F	M	F	
Addis Ketema	62	65	61	43	40	49	18	15	181	172	353
Akaki-Kaliti	171	179	301	395	179	279	161	226	812	1079	1891
Arada	171	155	165	152	100	117	84	123	520	547	1067
Bole	834	915	844	902	748	800	698	819	3124	3436	6560
Gullelie	460	343	385	349	308	227	248	233	1401	1152	2553
Kirkos	316	324	352	329	228	248	211	221	1107	1122	2229
Kolfe-Keranio	998	1217	841	1102	642	808	521	688	3002	3815	6817
Nefas Silk-Lafto	1649	1800	1477	1726	1423	1565	1250	1557	5799	6648	12447
Yeka	817	868	575	597	489	528	515	464	2396	2457	4853
<b>Total</b>	5478	5866	5001	5595	4157	4621	3706	4346	18342	20428	38770

Sector	Secondary Education
Ownership	Church
Program Mode	ALL

Sub-City	Grade 9		Grade 10		Grade 11		Grade 12		TOTAL		TOTAL
	M	F	M	F	M	F	M	F	M	F	
Addis Ketema	234	295	157	296	115	206	109	175	615	972	1587
Akaki-Kaliti	147	174	163	207	160	148	92	141	562	670	1232
Arada	438	589	441	576	417	626	399	577	1695	2368	4063
Bole	239	311	216	248	193	210	120	209	768	978	1746
Gullelie	209	439	258	306	85	196	78	247	630	1188	1818
Kolfe-Keranio	206	281	120	145	72	84	57	64	455	574	1029
Nefas Silk-Lafto	55	91							55	91	146
<b>Total</b>	1528	2180	1355	1778	1042	1470	855	1413	4780	6841	11621

Sector	Secondary Education
Ownership	Mosque
Program Mode	ALL

Sub-City	Grade 9		Grade 10		Grade 11		Grade 12		TOTAL		TOTAL
	M	F	M	F	M	F	M	F	M	F	
Gullelie	29	32	16	27					45	59	104
Kolfe-Keranio	44	45	41	35					85	80	165
Nefas Silk-Lafto	39	50	44	48	43	42	37	37	163	177	340
<b>Total</b>	112	127	101	110	43	42	37	37	293	316	609



## Education Statistics Annual Abstract 2010 E.C (2017/18 G.C)

Sector	Secondary Education
Ownership	Mission
Program Mode	ALL

Sub-City	Grade 9		Grade 10		Grade 11		Grade 12		TOTAL		TOTAL
	M	F	M	F	M	F	M	F	M	F	
Arada	80	236	61	234	14	182	19	167	174	819	993
Kirkos	196	0	159	0	145	0	152	0	652	0	652
Kolfe-Keranio	103	114	73	130	44	65	36	35	256	344	600
Nefas Silk-Lafto	68	102	70	103	79	97	71	101	288	403	691
<b>Total</b>	447	452	363	467	282	344	278	303	1370	1566	2936

Sector	Secondary Education
Ownership	Other
Program Mode	ALL

Sub-City	Grade 9		Grade 10		Grade 11		Grade 12		TOTAL		TOTAL
	M	F	M	F	M	F	M	F	M	F	
Akaki-Kaliti	75	79	68	49	22	38	20	25	185	191	376
Arada	88	79	73	76	60	60	38	33	259	248	507
Gullelie	130	150	132	146	142	112	97	115	501	523	1024
Kolfe-Keranio	173	147	188	185	53	53	28	31	442	416	858
Nefas Silk-Lafto	72	52	53	54	28	40	23	35	176	181	357
Yeka	167	174	147	164	88	94			402	432	834
<b>Total</b>	705	681	661	674	393	397	206	239	1965	1991	3956

Sector	Secondary Education
Ownership	Local community / Public
Program Mode	ALL

Sub-City	Grade 9		Grade 10		Grade 11		Grade 12		TOTAL		TOTAL
	M	F	M	F	M	F	M	F	M	F	
Kirkos	56	80	64	62	80	84	81	69	281	295	576
<b>Total</b>	56	80	64	62	80	84	81	69	281	295	576

Sector	Secondary Education
Ownership	International community
Program Mode	ALL

Sub-City	Grade 9		Grade 10		Grade 11		Grade 12		TOTAL		TOTAL
	M	F	M	F	M	F	M	F	M	F	
Addis Ketema	22	22	18	20	16	8	10	14	66	64	130
Bole	17	17	22	14	20	9	1	6	60	46	106
<b>Total</b>	39	39	40	34	36	17	11	20	126	110	236



# Education Statistics Annual Abstract 2010 E.C (2017/18 G.C)

## Pre-primary

Sub-City	Woreda	Schools	Stage One		Stage Two		Stage Three		TOTAL		TOTAL
			M	F	M	F	M	F	M	F	
Addis Ketema	1	Mizan hulegeb Schemacoch	28	27	42	32	53	55	123	114	237
		Yemen Community	6	7	10	9	8	8	24	24	48
	2	Gelila	34	37	25	40	25	29	84	106	190
		New Unique Acadamy	20	26	14	18	14	16	48	60	108
	3	Barak Youth Acadamy	23	18	15	20	13	21	51	59	110
		Bethlehem youth	23	27	22	24	24	20	69	71	140
		Deja.Hailu Tesfaye	60	55	60	46	50	49	170	150	320
		Honey comb	12	12	14	8	7	8	33	28	61
		Kebede Yirga	27	18	12	18	13	12	52	48	100
		Messi	12	8	7	8	8	7	27	23	50
		Radical Academy	14	30	17	30	15	18	46	78	124
		Tsiehay Gibat	19	30	28	26	26	29	73	85	158
		Tsion Mariam	23	22	20	18	23	27	66	67	133
		4	Beruh Tesfa	39	37	39	49	38	45	116	131
	Hamile19.No.2		22	25	31	22	33	29	86	76	162
	Little Star		43	54	38	43	42	39	123	136	259
	Mimoza Youth		71	48	40	34	43	45	154	127	281
	Sefere Selam		66	44	43	38	45	34	154	116	270
	5	A/A Del Betegel	16	14	12	10	11	13	39	37	76
		Abyssinia	35	31	27	17	21	15	83	63	146
		Bethel Mekane Yesus	23	51	35	60	14	46	72	157	229
		Haleluya	40	50	51	49	50	46	141	145	286
		Phase Academy	79	69	66	86	74	76	219	231	450
		Phase Academy No2	62	68					62	68	130
		Sumeya	45	51	50	54	53	43	148	148	296
	Tsion hahu	27	30	16	21	18	13	61	64	125	
	6	Gulele Betel	28	25	28	19	31	25	87	69	156
		Sam Family	7	7	3	5	2	5	12	17	29
		Wereda 6 kebele 31	46	54	15	16	18	15	79	85	164
		Yeweket Ameba	27	18	14	14	25	16	66	48	114
	7	Bitwoded W/G/Besha	35	37	22	20	24	15	81	72	153
		Yelem LiYunet	39	35	16	21	22	25	77	81	158
	8	atone acadami	10	16	11	13			21	29	50
		Dagmawi Birhan	115	89	85	90	110	83	310	262	572
		Shawel Dema	31	31	27	28	27	36	85	95	180
		Univers Youth	20	26	23	21	22	20	65	67	132
		Yekatit 23 liyu flagot	21	16	6	10	7	5	34	31	65
	9	Asina	30	24	28	28	22	26	80	78	158
		Dejach Geneme	74	54	74	53	58	58	206	165	371
		Eshet	35	59	30	29	56	47	121	135	256
		Kaus meda multi purpese	37	33	33	38	37	39	107	110	217
		keste Demena	54	53	70	53	44	51	168	157	325
		Natanium	18	22	12	19	14	20	44	61	105
		Newlight Acadamy	27	28	22	38	27	48	76	114	190
	10	Berhan Ber	57	65	35	44	53	43	145	152	297
		Bingham Academy	5	11	8	10			13	21	34
		Kale	9	3	7	8	9	6	25	17	42
Total Addis Ketema			1594	1595	1303	1357	1329	1326	4226	4278	8504

# Education Statistics Annual Abstract 2010 E.C (2017/18 G.C)

Sub-City	Woreda	Schools	Stage One		Stage Two		Stage Three		Total		Total
			M	F	M	F	M	F	M	F	
Akaki-Kaliti	1	Abogida	18	11	16	19	10	9	44	39	83
		Akaki Adventist	27	21	30	32	23	22	80	75	155
		Akaki Biruh Tesfa	22	16	32	27	19	25	73	68	141
		Akaki L'esperance	31	31	47	29	34	33	112	93	205
		Akaki Menbere Hiwot Medihanel	33	28	30	37	28	23	91	88	179
		Akaki Mengist	45	41	29	23	29	25	103	89	192
		Alem Birehan	51	46	41	49	26	39	118	134	252
		cenchery	27	22	8	3	5	0	40	25	65
		Esra Meit	26	17	11	10	12	8	49	35	84
		Fitawerary Abayneh Metekiya	44	42	46	42	38	43	128	127	255
		Hiwot	9	14	6	8	7	4	22	26	48
		Huroyan	15	10	8	9	7	6	30	25	55
		kerod	55	47	16	15	13	22	84	84	168
		Lewi International	8	11					8	11	19
		Mekelite	21	21	4	2			25	23	48
		school of ararate	11	19	14	13	15	11	40	43	83
		school of indiyana	63	41	32	37	38	22	133	100	233
		school of ingland no 2	19	16	9	16	12	5	40	37	77
		Tinsae	36	25	10	12	22	14	68	51	119
	Yeabsira	45	36	21	10	18	15	84	61	145	
	2	Abigiya	21	35	10	11	8	11	39	57	96
		Andode	46	48	27	24	35	26	108	98	206
		Beza	43	38	43	43	48	52	134	133	267
		Emmanuel	15	15	25	20	24	21	64	56	120
		Ethio Japan	27	24	23	26	23	19	73	69	142
		Twins	18	22	12	7	6	7	36	36	72
	3	Abene	18	12	7	5	11	6	36	23	59
		Atse Tewodros	23	11	16	20	15	22	54	53	107
		Bethel	34	37	16	13	10	24	60	74	134
		Bright youth	35	20	12	13	13	9	60	42	102
		Harmony	25	20	12	17	10	13	47	50	97
		Kebron No.1	20	17	18	20	24	16	62	53	115
		Ocean	46	39	60	33	37	35	143	107	250
		Selam Fre	35	38	22	25	25	25	82	88	170
	4	Abenezzer No. 1	54	63	48	47	34	34	136	144	280
		Altamira	51	46	42	46	38	40	131	132	263
		Amass KG	8	12	7	8	8	9	23	29	52
		Atronos Academy	19	22	15	21	20	17	54	60	114
		B.M.B NO. 2	56	43	50	55	58	47	164	145	309
		Base Of Life	10	10	7	4	10	8	27	22	49
		Beza Hiwot	14	28	22	17	28	9	64	54	118
		Colicees No1	23	29	17	23	15	15	55	67	122
		colicse school No 2	38	36	12	5	5	7	55	48	103
		Elimari kindergarten	38	20	16	12	19	15	73	47	120
		Ethio National	214	190	225	193	209	211	648	594	1242
		Gelan No.2	98	81	71	88	92	83	261	252	513
		Hibiste-tsega	24	12	11	11	8	4	43	27	70
Kids Care		21	16	17	18	16	14	54	48	102	

# Education Statistics Annual Abstract 2010 E.C (2017/18 G.C)

Sub-City	Woreda	Schools	Stage One		Stage Two		Stage Three		Total		Total
			M	F	M	F	M	F	M	F	
Akaki-Kaliti	4	Raey Yohannis	13	11	9	8	3	7	25	26	51
		Real Vision	24	16	24	29	26	26	74	71	145
		Shawel Tsegaye	15	22	16	19	17	21	48	62	110
	5	Abenezzer	26	38	10	20	13	13	49	71	120
		Amen	33	22	19	11	13	10	65	43	108
		Blen	18	13	11	14	10	14	39	41	80
		Excellence	14	12	12	15	11	9	37	36	73
		Kality Bulbula	71	50	28	26	45	44	144	120	264
		Next Generation	20	16	8	14	8	12	36	42	78
		Orent	12	14	18	11	13	12	43	37	80
		Simret	16	26	8	6	6	4	30	36	66
		Tiret	15	19	9	13	6	16	30	48	78
		Tsedey	44	37	16	29	27	30	87	96	183
		6	Adonay	14	26	13	24	12	13	39	63
	Ewket Wegagen		28	34	20	29	25	25	73	88	161
	Hibret Chibo		47	43	26	25	29	33	102	101	203
	Mark Vision		66	56	39	30	24	28	129	114	243
	My Dream		14	10	11	9	9	11	34	30	64
	Scholars		53	48	58	47	47	35	158	130	288
	School Of Aygoda saris		27	32	31	28	24	17	82	77	159
	School of Aygoda/dama hotel		18	18	24	17	11	9	53	44	97
	Tomi		18	9	16	13	14	11	48	33	81
	Yeroson		33	18	22	23	14	11	69	52	121
	7		Bersabeh	6	9	2	0	9	6	17	15
		Biruk Academy No.1	35	42	32	13	24	11	91	66	157
		Biruk No.2	20	34	16	18	6	20	42	72	114
		Bitanya	59	43	24	17	20	17	103	77	180
		Effort	20	11	8	8	7	5	35	24	59
		Ethio Korea	60	80	48	37	29	39	137	156	293
		Friends	19	17	11	9	10	15	40	41	81
		Furi	33	28	28	24	31	24	92	76	168
		Gessem	21	21	10	7	21	11	52	39	91
		Hasset No.1	15	13	20	30	37	27	72	70	142
		Hasset No.2	32	30	18	11			50	41	91
		Hasset No.3	15	23	27	22	24	167	66	212	278
		Hawi boru	4	3	5	3	2	2	11	8	19
		Hop For Childern organazation			43	31	14	12	57	43	100
		Kaliti	55	49	42	36	70	58	167	143	310
		Kidus Gebriel	15	12	10	10	12	10	37	32	69
		Meleke Academy	19	14	1	6	3	2	23	22	45
		New vision	21	16	10	7	10	11	41	34	75
		School Of Indian	118	110	84	66	72	55	274	231	505
		Seatile Academy	18	24	6	4	4	8	28	36	64
		Sina	10	5	7	6	9	4	26	15	41
		Summer	9	8	13	13	19	15	41	36	77
		T.L	40	17	8	9	11	10	59	36	95
	Unique Ye Fiddel Gebeta	23	19	20	20	17	22	60	61	121	
Alegant Academy	21	16					21	16	37		



# Education Statistics Annual Abstract 2010 E.C (2017/18 G.C)

Sub-City	Woreda	Schools	Stage One		Stage Two		Stage Three		Total		Total
			M	F	M	F	M	F	M	F	
Akaki-Kaliti	8	Dagim Lidet	14	5	10	12	10	10	34	27	61
		Ethio Jerman Academy	9	7					9	7	16
		Gelan No.1	40	41	40	42	33	43	113	126	239
		Hibret	16	11	10	4	12	8	38	23	61
		Jate	21	19	3	6	6	4	30	29	59
		mazora warka kinder garden	40	31	17	8	19	18	76	57	133
		New Vision	20	14	15	15	10	12	45	41	86
		Nolawi	21	32	37	28	30	21	88	81	169
		School of England no 2	19	16	9	16	12	5	40	37	77
		School of England No1	21	20	18	14	19	14	58	48	106
		Serti	30	31	16	13	15	16	61	60	121
		Siyatle	60	56	44	54	54	46	158	156	314
		Sunrise	15	20	10	13	8	9	33	42	75
		Woltane	22	19	1	8	4	2	27	29	56
	Z.M.	14	17	7	6	9	7	30	30	60	
	9	Freedom Kiderkarten	84	91	34	36	18	24	136	151	287
		Keradyon Academy	20	15	7	4	3	3	30	22	52
		Kilinto No 2	13	15	8	7	10	3	31	25	56
		klinto Kinder graten	42	35	40	26	41	32	123	93	216
		Koye	90	97	44	27	23	27	157	151	308
		Salina	28	38	36	39	27	28	91	105	196
		Shalom Kindergarten	29	21	24	15	11	9	64	45	109
Waw Kindergarten		30	19	14	15	19	11	63	45	108	
10	Gelan Gura	18	18	19	10	14	14	51	42	93	
11	Kersa	8	13	13	17	9	17	30	47	77	
<b>Total Akaki-Kaliti</b>			<b>3758</b>	<b>3460</b>	<b>2696</b>	<b>2550</b>	<b>2512</b>	<b>2491</b>	<b>8966</b>	<b>8501</b>	<b>17467</b>
Arada	1	Africa Andinet No.1	26	20	40	37	33	27	99	84	183
		Hibret	16	14	11	18	21	19	48	51	99
		Jone of Kennedy	28	44	26	32	26	32	80	108	188
		Kids Paradise	24	31	28	24	26	29	78	84	162
	2	Alturas kg	59	34	23	10	11	15	93	59	152
		Dagnachew Fekadu Bas	26	19	18	23	14	20	58	62	120
		Key Kokebe	34	32	41	36	38	33	113	101	214
	3	Africa Andinet No 2	43	40	59	42	76	65	178	147	325
		Ali Ebunu Abutalib	27	19	22	18	20	24	69	61	130
		Meserete Kristos Genet	32	39	23	22	10	10	65	71	136
		School Of Tomorrow	96	81	64	82	74	85	234	248	482
		Yididiya Academy	30	31	21	14	12	10	63	55	118
	4	Arbegnoch kg	22	12	14	18	25	14	61	44	105
		Atse Fasil	18	24	26	14	20	20	64	58	122
		Dagem Berhan	94	92					94	92	186
		Ethiopia Tikedem	22	29	14	16	12	13	48	58	106
		Future Hopes	54	37	41	42	41	34	136	113	249
		Kidist Kilara	18	26	23	19	22	21	63	66	129
		Mamil Academy	19	22	12	15	19	25	50	62	112
		School Of Paragon	34	43	52	37	42	39	128	119	247
	Blue Sky	56	43	31	17	43	22	130	82	212	



## Education Statistics Annual Abstract 2010 E.C (2017/18 G.C)

Sub-City	Woreda	Schools	Stage One		Stage Two		Stage Three		Total		Total	
			M	F	M	F	M	F	M	F		
Arada	5	Italy Community	27	24	34	38	22	36	83	98	181	
		Jiva	48	37	57	48	37	47	142	132	274	
		Laura Academy No.1	53	40	48	39	26	25	127	104	231	
		Laura Academy No.2	39	31	32	31	37	21	108	83	191	
		Ras Abebe Aregay	50	32	28	35	28	31	106	98	204	
		Woreda 1 kebele 03	61	57	26	20	34	40	121	117	238	
	6	5 Kilo Children	46	40	29	28	17	25	92	93	185	
		Bata International	38	29	15	18	17	15	70	62	132	
		Genet	51	66	20	31	60	73	131	170	301	
		Hitsan Alem	13	13	11	11	5	7	29	31	60	
		Kaver Of Armenian	21	12	17	16	22	12	60	40	100	
		My Little Angeles	51	47	47	41	53	42	151	130	281	
		Radical Academy	51	59	52	53	41	43	144	155	299	
		Super Holly Savior	50	59	48	46	49	60	147	165	312	
	7	Abune Gorgorios	93	68	78	83	94	76	265	227	492	
		Behere Ethiopia	18	21	26	17	21	28	65	66	131	
		Hani Kinderkaeten	45	35	19	26	28	29	92	90	182	
		Jacaranda	24	18	18	22	14	26	56	66	122	
		Kebena	19	17	14	19	16	14	49	50	99	
		Naomi Educational services	5	9	8	6	4	7	17	22	39	
		Sanford International	21	26	16	30			37	56	93	
		Super Little Flower	27	19	18	20	16	16	61	55	116	
	8	aton	10	16	11	13			21	29	50	
		Menbere Mebgist St. Gebriel Mo	69	58	41	58	40	51	150	167	317	
		Meskerem	24	16	16	29	15	27	55	72	127	
	9	Dagmawi Menilik	30	32	23	19	22	25	75	76	151	
		Kidist Silasse Cathedral	24	15	23	28	47	25	94	68	162	
	10	Mamallika	20	23	5	6	7	7	32	36	68	
		Melkam Ermjachin	24	26	21	30	40	39	85	95	180	
	<b>Total Arada</b>			<b>1830</b>	<b>1677</b>	<b>1390</b>	<b>1397</b>	<b>1397</b>	<b>1404</b>	<b>4617</b>	<b>4478</b>	<b>9095</b>
	Bole	1	Alpha Unique no.1	25	17	21	17	11	22	57	56	113
			Amsal	17	19	12	13	10	10	39	42	81
			Ayer Amba	50	39	48	41	41	44	139	124	263
Bole county			12	13	8	6	7	12	27	31	58	
Cherry			16	10	14	13	13	14	43	37	80	
Meklite			22	21	10	15	15	7	47	43	90	
2		Mustaqbal	16	9	10	5	6	11	32	25	57	
		Alpha Mesmat Yetesanachew	10	10	8	6			18	16	34	
		Bright future			22	26	13	11	35	37	72	
		Character Hallmark	11	21	13	19	16	20	40	60	100	
		Daughters of St anna	58	38	49	32	34	39	141	109	250	
		8-Mar	28	21	23	45	20	15	71	81	152	
3		Prestigious	22	26	23	23	20	22	65	71	136	
		School of tomorrow	44	53	55	52	58	43	157	148	305	
		Askuala	17	25	17	11	16	14	50	50	100	
		Berhaneh Zare	19	27	17	18	18	16	54	61	115	
	Bole Covenant	3	4					3	4	7		
	Gibson	67	59	44	62	65	66	176	187	363		

## Education Statistics Annual Abstract 2010 E.C (2017/18 G.C)

Sub-City	Woreda	Schools	Stage One		Stage Two		Stage Three		Total		Total
			M	F	M	F	M	F	M	F	
Bole	3	Litel Anstayel	22	27					22	27	49
		Macmilan	17	12	16	15	8	9	41	36	77
	4	Abakira	9	11	8	17	4	11	21	39	60
		Elon	45	36	34	43	31	44	110	123	233
		Kidus Markos	15	14	13	9	18	17	46	40	86
		Makmilan Lem Branch	7	5	2	8	6	12	15	25	40
		Maria Rubatto	58	38	59	68	40	61	157	167	324
		Misirak Dil	37	40	36	29	35	32	108	101	209
		Reta	15	14	7	5	7	10	29	29	58
	School of tomorrow	44	35	34	33	27	32	105	100	205	
	5	Addis Raey	55	46	38	45	76	69	169	160	329
		Gibesen School System	44	42	41	38	35	41	120	121	241
		Glory School	24	35	25	17	29	24	78	76	154
		Holon Academy	35	38	6	7	4	4	45	49	94
		Kidist Mariam	10	14	9	14	12	6	31	34	65
		Maya International School	33	23	19	11	11	11	63	45	108
		Nura Academy	33	25	16	11	13	10	62	46	108
	One planet International	20	26	20	24	32	26	72	76	148	
	6	Ewket Chora Academy	10	8	10	5	8	4	28	17	45
		Hamona Schools	10	13	10	2	8	3	28	18	46
		House of Kiddan Ethiopia	5	5	2	3			7	8	15
		MAKDYL	18	20	17	19	12	5	47	44	91
		MisirakBer No.2	35	38	28	26	29	33	92	97	189
		Pantocrator International Acad	16	12	6	14	9	9	31	35	66
		Philia Academy	19	26	12	16	24	18	55	60	115
	Pillar	8	20	10	11	18	14	36	45	81	
	7	Abenezer	47	52	46	49	42	39	135	140	275
		Addis vission acadamy	16	11	15	14	20	10	51	35	86
		Alfa unic	63	38	26	16	10	8	99	62	161
		Glow	19	21	14	16	19	18	52	55	107
		Haweten	29	33	25	19	22	22	76	74	150
		Lool	25	19	14	9	12	6	51	34	85
		Mahitot Kinder Garten	16	18					16	18	34
		Maleda	14	18	13	16	21	17	48	51	99
		Merryland	20	25	41	26	24	18	85	69	154
		Mesalemya	30	18	29	19	25	21	84	58	142
		My Future	18	21	16	20	22	23	56	64	120
		Sealitemehret	19	12	20	18	12	12	51	42	93
	Ursoline Sisters Congredation	61	51	44	63	49	61	154	175	329	
	Yoreka	18	21	21	11	19	16	58	48	106	
	8	Deborah	57	56	56	53	51	52	164	161	325
		Fountain Of Knowledg	88	83	92	88	82	81	262	252	514
		Intellectual	16	17	7	4	9	8	32	29	61
		Nation New Hope	30	26	26	22	11	24	67	72	139
		Olive	0	3	3	4	4	3	7	10	17
		Phlipher International	8	14	30	30	31	41	69	85	154
		Quest	6	11	6	3	8	5	20	19	39
	Safari	142	146	167	157	170	156	479	459	938	

# Education Statistics Annual Abstract 2010 E.C (2017/18 G.C)

Sub-City	Woreda	Schools	Stage One		Stage Two		Stage Three		Total		Total
			M	F	M	F	M	F	M	F	
Bole	8	Trillium International	31	45	31	25	33	20	95	90	185
		Tsinat	20	21	32	16	13	17	65	54	119
		Vission Acca.	32	30	23	12	30	23	85	65	150
		Young Rout English	63	61	63	63	58	64	184	188	372
	9	Abenezer	21	25	17	20	13	9	51	54	105
		Alimran	23	15	17	16	29	20	69	51	120
		Bole Addis	110	100	88	79	89	80	287	259	546
		Bole Genet	48	48	34	31	24	25	106	104	210
		Deliverance	30	28	31	23	26	29	87	80	167
		Eden	15	7	17	12	7	11	39	30	69
		Elshaday	33	41	34	30	42	18	109	89	198
		Enafra	8	13	11	14	6	6	25	33	58
		Ethio Youth	28	32	26	24	15	18	69	74	143
		Goro	74	101	73	80	70	72	217	253	470
		Harmony hills	60	61	40	60	29	40	129	161	290
		Hawiten	10	19	7	15			17	34	51
		Nisir new generation	35	32	32	27	30	15	97	74	171
		Pishon	23	28	24	15	26	25	73	68	141
		Raey	20	19	24	13	18	19	62	51	113
		Rose Mountain	13	9	10	9	7	15	30	33	63
		Shebu Ejersa	53	38	41	49	44	39	138	126	264
		Sifen Youth	31	16	30	22	11	14	72	52	124
		Siyane	2	8	5	10	4	6	11	24	35
		St. Gebreal	33	25	20	22	20	20	73	67	140
	Tseday Joy	30	28	13	15	9	23	52	66	118	
	Yemisrach	58	40	23	27	24	27	105	94	199	
	10	Adey acadamy	6	15	4	6	0	5	10	26	36
		B.B.S No 1	12	13	15	9	11	10	38	32	70
		B.B.S No 2	32	22	31	25	28	27	91	74	165
		Beshale	91	69	75	64	80	81	246	214	460
		Children Eden	32	27	25	25	19	12	76	64	140
		Deliverance	32	30	21	23	17	14	70	67	137
		FA	10	12	12	11	13	12	35	35	70
		Meri	41	34	24	15	18	18	83	67	150
		Safari	80	90	75	85	40	50	195	225	420
		Selam	17	11	14	14	8	6	39	31	70
		Star Acadamy	19	21	3	3			22	24	46
		Tree Hill	21	11	16	8	9	9	46	28	74
		Yegna	32	29	26	22	21	18	79	69	148
	11	Yirgalem acadamy	13	17			5	11	18	28	46
		Zagol	25	17	14	15	23	10	62	42	104
		Ethio Harbard	26	27	19	22	24	25	69	74	143
		Golden gol	14	12	9	15	9	6	32	33	65
		Harmonious Life	27	30	25	38	34	31	86	99	185
Hohe		20	24	17	28	10	11	47	63	110	
Lemi		86	47	75	69	30	37	191	153	344	
Nasa		32	28	18	17	24	11	74	56	130	
Netsebrak	3	8	6	2	5	3	14	13	27		
Rich in knowledge	7	11	14	19	14	9	35	39	74		

# Education Statistics Annual Abstract 2010 E.C (2017/18 G.C)

Sub-City	Woreda	Schools	Stage One		Stage Two		Stage Three		TOTAL		TOTAL
			M	F	M	F	M	F	M	F	
Bole	12	A squer	39	21	11	13	10	14	60	48	108
		Activate	47	35	28	40	39	31	114	106	220
		Auxilium Catholic			48	58	29	71	77	129	206
		Bemnet	12	22	20	14	11	12	43	48	91
		Bole Bulbula Medhanealem	57	43	50	53	37	25	144	121	265
		Bole Woregenu	57	61	32	66	59	45	148	172	320
		Bolebulbula	22	21	22	18	6	14	50	53	103
		Bright Brain	23	17	10	16	8	7	41	40	81
		Cherry	31	39	30	40	21	19	82	98	180
		ElshaddaI	16	8	13	9	13	12	42	29	71
		Ememuz	27	14	22	16	11	15	60	45	105
		Getachew Sheri	13	8	10	6	11	3	34	17	51
		Hope of Kids	34	30	19	16	16	17	69	63	132
		KB Academy	59	62	59	59	54	43	172	164	336
		Rohobot	25	24	26	26	17	24	68	74	142
		School of Aygoda	33	36	30	30	32	32	95	98	193
		Super Kids Academy	16	12	10	4	17	15	43	31	74
	Vicas Acadamy	23	17	9	6	8	5	40	28	68	
	Yebulbula Raey	79	24	46	61	42	56	167	141	308	
	13	Addis gellobal	44	38	50	42	40	51	134	131	265
		Atse Zereyakob	19	12	10	8	14	23	43	43	86
		Bole Community	36	33	32	31	30	26	98	90	188
		Bole Gerji	121	137	96	80	90	70	307	287	594
		Embute	26	25	22	25	22	35	70	85	155
		Gateway	18	22	11	19	13	8	42	49	91
		Gerji	16	14	10	8	7	10	33	32	65
		Hany	24	23	14	12	11	14	49	49	98
		Miherete	40	65	45	26	42	32	127	123	250
		Sophists	24	33	29	30	24	23	77	86	163
		Sophists Academy NO-2	8	6	0	11	2	1	10	18	28
		Super International	34	50	31	35	27	41	92	126	218
		Tikuret	8	15	15	7	14	13	37	35	72
		Tom And Jerry	5	5	6	1	1	5	12	11	23
		X-Less Educational Empire	22	23	29	33	27	23	78	79	157
	14	British International	34	33	37	37	39	34	110	104	214
		Council	33	21	19	11	17	11	69	43	112
		County	53	44	31	24	31	33	115	101	216
		Ethio Parent s'	72	48	69	80	85	80	226	208	434
		Focus	18	13	6	13	5	5	29	31	60
		Hidase	45	30	40	35	25	39	110	104	214
		Super Holy Savior	20	19	29	17	27	33	76	69	145
		Unity	53	44	46	52	40	43	139	139	278
Vision	47	59	53	57	54	68	154	184	338		
<b>Total Bole</b>			<b>4838</b>	<b>4550</b>	<b>4112</b>	<b>4060</b>	<b>3769</b>	<b>3764</b>	<b>12719</b>	<b>12374</b>	<b>25093</b>



## Education Statistics Annual Abstract 2010 E.C (2017/18 G.C)

Sub-City	Woreda	Schools	Stage One		Stage Two		Stage Three		Total		Total
			M	F	M	F	M	F	M	F	
Gullele	1	Cherihom	25	28	16	20	17	10	58	58	116
		Dill Betigil	59	38	37	29	35	43	131	110	241
		Lendon wood kinderkarten	40	50	30	34	30	34	100	118	218
		Love Ethiopia Academy	44	48	32	28	31	20	107	96	203
	2	Bitania	24	32	15	22	16	16	55	70	125
		Entoto wongelawit	22	25	30	21	26	25	78	71	149
		Kebele 01/02	30	31	25	18	21	16	76	65	141
		Meskaye Hizunan Medhanialem			50	48	111	75	161	123	284
		Miracle	49	43	22	20	18	24	89	87	176
		Miskaye Hizunane Medhaniyalem	81	111	49	45			130	156	286
		Yekatit 12	16	17	8	21	25	15	49	53	102
	3	Atse Nakutoleab	35	25	22	17	18	21	75	63	138
		B.K.S Foundation	44	54	47	42	36	34	127	130	257
		Belatena	33	28	29	36	31	50	93	114	207
		Jerusalem	21	23	50	47	42	48	113	118	231
		M.Y	15	7	5	12	5	6	25	25	50
		Shiro Meda	15	21	9	7			24	28	52
	4	Atse Libene Dingle	31	33	23	30	21	17	75	80	155
		Atse Tekle Giorgis	18	5	9	8	15	22	42	35	77
		Elon Academy	65	62	70	75	57	45	192	182	374
		Kechene DebereSelam Vision	33	41	21	22	18	21	72	84	156
		Kibebe Tsehay	12	8	3	9	9	3	24	20	44
	5	Addis Birhan	72	55	48	44	43	51	163	150	313
		Arayaletewelid	36	35	11	16	9	8	56	59	115
		Lewog Academy	13	7	17	18	8	7	38	32	70
		Tanti	28	32	24	18	38	30	90	80	170
	6	Bright Future	10	10	13	22	23	12	46	44	90
		Entoto Freedom	14	16	20	13	12	15	46	44	90
		Entoto Hope for Children	13	7	16	15	13	16	42	38	80
		Fikere Lsera	87	76	52	55	71	75	210	206	416
		Tinsae	5	8	2	10	6	6	13	24	37
		Voice for street children	22	15	13	19	18	13	53	47	100
	7	Addis Raey	38	33	36	37	33	39	107	109	216
		Adiss Tesfa Kokeb	11	15	10	5	11	4	32	24	56
		Agatos	26	24	20	12	13	10	59	46	105
		Dr.fish	21	10	17	10	9	7	47	27	74
		EB	119	77	89	71	92	82	300	230	530
		Hamle 19/67	28	26	46	46	28	35	102	107	209
		Lazarist	22	19	36	32	43	24	101	75	176
		Meseret	16	18	8	7	7	13	31	38	69
St.Mary		0	86	0	82	0	83	0	251	251	
Timret Lesket		38	27	30	49	40	53	108	129	237	
8	Amigonian	73	49	50	49	72	57	195	155	350	
	Belay Zeleke	25	22	21	21	31	25	77	68	145	
	Birhane Hilina	67	55	50	43	58	60	175	158	333	
	Focus	34	35	29	27	28	30	91	92	183	
	Gullele Adey Abeba	25	19	14	17	19	21	58	57	115	
	Hope Land	40	45	35	43	32	31	107	119	226	

## Education Statistics Annual Abstract 2010 E.C (2017/18 G.C)

Sub-City	Woreda	Schools	Stage One		Stage Two		Stage Three		TOTAL		TOTAL
			M	F	M	F	M	F	M	F	
Gullele	8	Kezen	33	45	23	27	19	14	75	86	161
		Rufael Holysavior	58	60	35	43	45	30	138	133	271
		Sentitinous	22	30	12	8	11	3	45	41	86
		Sibilings	37	37	19	18	23	12	79	67	146
	9	Addis Ababa No.2	29	29	27	31	28	27	84	87	171
		Amigonian	34	22	28	26	26	20	88	68	156
		Dil Amba	33	30	36	26	38	77	107	133	240
		Enat	48	44	34	35	30	33	112	112	224
		Ethio-Parent	52	34	43	53	45	46	140	133	273
		Gullele Holisavior	39	28	30	30	37	22	106	80	186
		k/Azmach Andarge W/Giyorgis	104	92	60	49	66	48	230	189	419
		Meleket	32	24	18	22	26	15	76	61	137
		Merewa	46	48	40	23	28	32	114	103	217
		Nejashi	39	43	52	55	39	45	130	143	273
	Three S	9	13	20	11	12	13	41	37	78	
	10	Azop	34	16	24	21	19	12	77	49	126
		Fikir	51	36	95	85	32	41	178	162	340
		Melkte	17	17	12	13	5	21	34	51	85
		Mieraf	30	32	37	39	18	25	85	96	181
		Wendim Gashe	15	16	15	15	13	15	43	46	89
Yenegew Fre		28	11	8	11	15	12	51	34	85	
<b>Total Gullelie</b>			<b>2385</b>	<b>2258</b>	<b>1977</b>	<b>2033</b>	<b>1914</b>	<b>1915</b>	<b>6276</b>	<b>6206</b>	<b>12482</b>
Kirkos	1	Abiyot Ermija	29	28	21	19	29	38	79	85	164
		Atse Tewdros	41	43	59	44	40	48	140	135	275
		Greek Community	15	10	16	9	9	16	40	35	75
		kabero	55	47	16	15	13	22	84	84	168
		Piter Pan	61	63	23	17	47	33	131	113	244
		school of indian	63	41	32	37	38	22	133	100	233
		School of Tomorrow	14	19	18	11	15	13	47	43	90
		Urael Primary	16	19	11	13	10	5	37	37	74
	2	Dandii Boru	88	79	83	85	104	86	275	250	525
		Hamle I	15	17	10	13	10	6	35	36	71
		Kidun	48	36	31	22	28	33	107	91	198
		Melkam ejoch	11	10	10	8	8	7	29	25	54
		Narod	45	38	26	32	35	27	106	97	203
		Netsanet Birhan	26	20	22	21	16	18	64	59	123
		New Grand	41	44	38	40	28	31	107	115	222
		Temenja yazh	35	23	17	26	24	16	76	65	141
	Wake up Baby	6	9	17	9	12	16	35	34	69	
	3	Adey Abeba	51	36	30	35	28	24	109	95	204
		Future Talent	47	48	48	50	44	46	139	144	283
		Joy	13	27	9	23	20	11	42	61	103
		Mersi	19	19	9	10	11	9	39	38	77
		Yetebaberut Memihran	27	30	13	15	14	12	54	57	111
	4	Birhan International	18	24	35	19	31	19	84	62	146
Delight Youth		19	15	18	10	15	12	52	37	89	
Meleketawi Tibeb Denagil		17	23	20	20	17	17	54	60	114	

## Education Statistics Annual Abstract 2010 E.C (2017/18 G.C)

Sub-City	Woreda	Schools	Stage One		Stage Two		Stage Three		TOTAL		TOTAL
			M	F	M	F	M	F	M	F	
Kirkos	4	Rafidom Youth	23	10	15	11	13	15	51	36	87
		Soliana	32	29	33	29	28	35	93	93	186
		Tibeb Gebeya	18	20	20	20	23	24	61	64	125
		Worha Yekatit	36	18	23	14	15	17	74	49	123
	5	Yewket Fana	24	20	16	20	22	19	62	59	121
		Chabod	39	50	43	31	27	31	109	112	221
		Ewket Minch	46	39	34	36	40	30	120	105	225
		Meserete Ethiopia	45	47	49	43	36	57	130	147	277
		Soliana	34	25	26	25	13	21	73	71	144
	8	Sunny Side	110	97	96	86	98	81	304	264	568
		Brass Youth	39	27	35	32	17	20	91	79	170
		Himudika Kazanchis	9	8	12	16	8	7	29	31	60
		Kazanchis Mekaneyesus	44	38	18	16	20	14	82	68	150
	9	Yelibe Fana	28	19	18	22	11	13	57	54	111
		Biherawi			55	50	38	34	93	84	177
		Elshaday	13	18	18	14	15	14	46	46	92
	10	Blue Bird No.4	36	39	22	20	21	45	79	104	183
		Felege Yordanos	58	40	40	39	33	44	131	123	254
		Walia	40	25	40	27	39	31	119	83	202
	11	Blue Bird No.2	30	41	31	30	27	39	88	110	198
		Fre Genet	18	12	6	15			24	27	51
		New Life	17	15	22	17	22	15	61	47	108
		Vikas	30	28	10	9	9	7	49	44	93
		Wondmamach	46	33	26	25	20	27	92	85	177
<b>Total Kirkos</b>			<b>1635</b>	<b>1466</b>	<b>1340</b>	<b>1250</b>	<b>1241</b>	<b>1227</b>	<b>4216</b>	<b>3943</b>	<b>8159</b>
Kolfe-Keranio		Abune Basiliyos	118	118	81	85	96	74	295	277	572
		Bemnet	20	15	7	7	7	8	34	30	64
		Best	32	26	40	30	32	33	104	89	193
		Beteseb	20	25	27	35	30	37	77	97	174
		Biruhe Tesfa	53	46	46	55	56	71	155	172	327
		Ethiopian Catholic Church	14	10	14	11	7	8	35	29	64
		Isahan	27	25	20	22	22	20	69	67	136
		Joint Vision	53	49	61	59	64	66	178	174	352
		Kidis Vision	21	23	13	15	6	2	40	40	80
		Mar Youth	35	16	17	11	17	18	69	45	114
		Mount Olive	5	9	4	4	4	2	13	15	28
		Nolawi	20	22	23	9			43	31	74
		Tegat No 1	25	26	34	34	39	38	98	98	196
	Tigat Np 2	55	42	33	33	33	28	121	103	224	
	2	Adteam	38	25	23	23	32	31	93	79	172
		Ethio Hopes	31	26	34	29	19	21	84	76	160
		Ethio Hopes no 1	31	26	34	29	19	21	84	76	160
		Haset	33	27	25	27	18	23	76	77	153
		Hidase	11	33	32	31	32	37	75	101	176
Kiya		14	10	12	18	14	10	40	38	78	
		Meweda	60	56	66	55	61	62	187	173	360

# Education Statistics Annual Abstract 2010 E.C (2017/18 G.C)

Sub-City	Woreda	Schools	Stage One		Stage Two		Stage Three		Total		Total
			M	F	M	F	M	F	M	F	
Kofe-Keranio	2	One stop	14	23	14	18	18	16	46	57	103
		Repi Abel	39	37	26	28	28	32	93	97	190
		Repi Kale hiwot	11	7	6	4	7	9	24	20	44
		Sun Rise	34	26	26	25	22	19	82	70	152
		Zewdnesh Tilaye	31	36	19	19	23	21	73	76	149
	3	Alifeba	19	17	28	13	23	20	70	50	120
		Anedulues	35	32	33	40	25	22	93	94	187
		Aplusue	47	30	41	38	20	18	108	86	194
		Atlas	60	52	50	31	64	46	174	129	303
		beserate weled	9	15	12	14	4	6	25	35	60
		Beteseb	54	63	56	67	63	49	173	179	352
		Boaze	12	14	10	22	15	20	37	56	93
		Bright hope	19	20	21	20	16	17	56	57	113
		Cheri or card	23	29	24	23	29	21	76	73	149
		Eagle Academy	30	27	8	5	4	9	42	41	83
		East Africa	39	29	25	22	29	26	93	77	170
		eiklas	19	23	18	20	17	22	54	65	119
		Elmenuere No 1	12	15	13	14	14	16	39	45	84
		Fere	18	17	14	12	10	5	42	34	76
		Future Generation	8	11	10	7	16	5	34	23	57
		karakore	47	36	55	28	42	59	144	123	267
		Loza	38	30	18	16	23	17	79	63	142
		M.T	16	12	12	17	12	13	40	42	82
		Mesty key	8	13	13	2	9	9	30	24	54
		Mumetaz	47	40	40	36	17	23	104	99	203
		Muse	33	26	21	17	36	25	90	68	158
		Nejat	43	52	27	20	24	20	94	92	186
		Nigat	9	9	14	7	8	15	31	31	62
		Nila	32	15	36	35	17	9	85	59	144
		Oketve	19	19	13	15	21	19	53	53	106
		Reverland	7	5	12	13	9	5	28	23	51
		Rohobot	19	15	12	16	14	17	45	48	93
		Sarem	19	13	11	18	13	10	43	41	84
		School of Americana	8	13	3	4	0	3	11	20	31
		Sun Rise Academy	15	8	7	2	4	3	26	13	39
		Sweet kids	20	23	18	21	16	29	54	73	127
		Tesfa Ber	15	16	15	15	13	7	43	38	81
		Vision Africa	37	21	41	29	16	13	94	63	157
		Wimal	12	11	20	15	13	12	45	38	83
		Alhilar	13	16	17	12	9	4	39	32	71
		Apple	33	26	28	34	14	16	75	76	151
		Brilliant	12	13	10	7	6	11	28	31	59
	Equilibrium	20	13	13	11	17	15	50	39	89	
	Gasemf 2	14	16	12	10	24	12	50	38	88	
	Gasemfe	12	10	6	4	13	16	31	30	61	
	Iman	32	25	23	33	34	35	89	93	182	
	Jemmo Hulegeb	27	25	19	10	22	21	68	56	124	
Jemo kidme medebegna	112	86	49	36	76	45	237	167	404		





## Education Statistics Annual Abstract 2010 E.C (2017/18 G.C)

Sub-City	Woreda	Schools	Stage One		Stage Two		Stage Three		Total		Total
			M	F	M	F	M	F	M	F	
Kolfé-Keranio	4	Jemo shemachoche	19	19	10	12	9	10	38	41	79
		Lekuman	14	14	12	12	12	26	38	52	90
		Lekuman 2	16	12	3	2	5	4	24	18	42
		lemma negawo	8	9	11	8	16	5	35	22	57
		Mery kg	9	8	3	3	7	5	19	16	35
		New side KG	20	29	18	17	18	20	56	66	122
		Rising sun	20	13	24	19	17	19	61	51	112
		Sun flower	9	7	12	10	12	15	33	32	65
		Winners kg	20	23	26	15	20	15	66	53	119
		yehemdar	34	25	32	25	23	13	89	63	152
		Yehimdar 2	18	12	18	9	35	23	71	44	115
	Yetwld Tesfa	32	38	41	42	36	38	109	118	227	
	5	Addis Hiwot	44	56	40	40	22	33	106	129	235
		Addisalem	12	10	6	10	13	6	31	26	57
		Akaki kalehiwot	53	40	39	28	38	34	130	102	232
		Awoliya no.2	27	20	24	28	23	19	74	67	141
		Bilen	37	27	28	31	18	28	83	86	169
		Embizuhan	21	22	20	15	18	20	59	57	116
		Hiwotbirhan	17	11	10	11	10	9	37	31	68
		Keste Demena	13	10	6	7	5	10	24	27	51
		Matilida	19	11	11	9	11	5	41	25	66
		Merit	43	26	30	41	22	29	95	96	191
		Shalom	22	22	15	11	14	11	51	44	95
		Successes	22	23	15	17	14	12	51	52	103
		Sweet baby	10	19	11	12	10	13	31	44	75
	Tesfa Dirjit	26	24	25	27			51	51	102	
	Yezelalem Mench	12	9	10	6	11	8	33	23	56	
	6	Bigberd	12	18	14	8	8	12	34	38	72
		Bikolos Nur Hakegninet			51	69			51	69	120
		Birket	23	14	23	14	15	11	61	39	100
		Blkolos nur No 2	53	57	44	46			97	103	200
		Debre yidres kldus Giorgis	15	15	9	6	7	11	31	32	63
		Fruit	25	28	29	31	28	23	82	82	164
		Fruites kuter 2	15	12	21	20	12	11	48	43	91
		M.E.S.T	15	5	7	7	7	8	29	20	49
		Olive	17	14	17	19	18	12	52	45	97
		Renaissance	60	49	54	43	58	47	172	139	311
		Rezan	52	44	2	9	1	4	55	57	112
		Tsinat	9	10	7	8	8	10	24	28	52
		weyra	44	44	39	25	32	24	115	93	208
	Yehemdar beteseb	17	18	5	9	3	9	25	36	61	
	Yemane Birhane	72	77	53	63	64	70	189	210	399	
7	Abune Gorgoriyos	31	27	39	33	45	27	115	87	202	
	Addis Tesfa	70	70	79	50	22	38	171	158	329	
	Al Afiya No 1	42	20	70	50	66	55	178	125	303	
	Al-Afiya No_2	20	18	10	9	19	19	49	46	95	
	Batsheba	18	11	18	13	7	19	43	43	86	
	Beteseb	36	45	35	38	41	51	112	134	246	

## Education Statistics Annual Abstract 2010 E.C (2017/18 G.C)

Sub-City	Woreda	Schools	Stage One		Stage Two		Stage Three		Total		Total
			M	F	M	F	M	F	M	F	
Kolfe-Keranio	7	Birhan	17	16	8	22	11	3	36	41	77
		Daliya	34	25	39	32	29	40	102	97	199
		Omega	43	46	28	46	43	34	114	126	240
		Sefa	6	6	10	4	7	7	23	17	40
		Victory	36	37	28	29	40	36	104	102	206
	8	Babje	18	35	23	15	12	8	53	58	111
		Cheri	5	7	7	7	9	11	21	25	46
		Ehio German	13	13	9	13	5	9	27	35	62
		EM	18	16	14	16	12	13	44	45	89
		Esek Kinderkarden	47	36	34	50	46	45	127	131	258
		Helina	40	52	31	31	33	33	104	116	220
		Kerniyo Medhanealem	104	133	59	91	94	76	257	300	557
		Nataniem	15	25	14	12	12	14	41	51	92
		Preskela	14	11	16	27	22	20	52	58	110
	yididya	61	42	43	46	37	38	141	126	267	
	9	Ethio canada	18	22	17	16	15	12	50	50	100
		Family	45	31	42	34	42	30	129	95	224
		Kebron	11	11	7	5	7	4	25	20	45
		Kiruz Atsede Hitsanat No.1	67	90	85	73	89	61	241	224	465
		Kumneger	11	11	14	15	8	10	33	36	69
		Meserete Ediget	74	73	82	83	91	92	247	248	495
		Moon light	28	27	23	24	23	23	74	74	148
		Omega	42	45	42	26	21	29	105	100	205
		Sam	16	17	16	17	11	8	43	42	85
		umma	6	2	3	5			9	7	16
		unity	40	45	43	42	37	41	120	128	248
	yoha tsion	17	9	5	19	9	11	31	39	70	
	10	Noterdam	25	18	19	21	21	21	65	60	125
		Piramid	24	13	19	16	11	14	54	43	97
		Selam ber	101	112	178	126	183	153	462	391	853
		Sewasew Birhan	79	66	37	36	48	47	164	149	313
		Yididya	31	29	11	11	14	14	56	54	110
	11	Abbay	28	27	48	48	24	25	100	100	200
		Abem Youth	65	61	62	64	66	62	193	187	380
		Addis youth Academy	21	8	10	11	7	11	38	30	68
		Fire	50	49	42	27	27	27	119	103	222
		Readymade	38	39	22	39	48	44	108	122	230
	12	Al-Afia No.2	20	30	10	15	15	17	45	62	107
		Ewkete wogeane	26	26	26	19	22	26	74	71	145
		Huda	22	27	19	14	16	14	57	55	112
		Kolfe mekena yesus	26	40	25	25	18	19	69	84	153
	13	3A	54	50	14	23	37	24	105	97	202
		AL-AFIA	21	25	34	24	20	27	75	76	151
		Ardi Youth	42	35	25	23	16	15	83	73	156
		Ardi Youth Academy			30	47	34	43	64	90	154
		Asko progress	40	41	37	42	45	38	122	121	243
		Aster Bete Fikir	46	32	49	51	29	47	124	130	254
Bashewam		75	64	73	70	64	52	212	186	398	
Biruh Ray		11	14	20	20	11	17	42	51	93	

# Education Statistics Annual Abstract 2010 E.C (2017/18 G.C)

Sub-City	Woreda	Schools	Stage One		Stage Two		Stage Three		TOTAL		TOTAL
			M	F	M	F	M	F	M	F	
Kolfе-Keranio	13	Corner stone	6	13	9	20	12	11	27	44	71
		Dagmawi Birhan	37	35	32	24	42	53	111	112	223
		Eyerusalem Akato	12	11	12	3	9	1	33	15	48
		Fares	16	21	15	15	6	12	37	48	85
		GH Youth Academy	22	13	12	10	15	14	49	37	86
		Gibson Youth	37	40	44	37	49	33	130	110	240
		Icon	37	31	36	33	23	25	96	89	185
		Lemonland	41	43	38	45	43	45	122	133	255
		New life	26	24	30	16	25	20	81	60	141
		Therry	11	12	10	12	11	14	32	38	70
	Umehat	38	36	15	25	17	12	70	73	143	
	yeke ferncheskos gedam maheber	28	22	27	23	52	48	107	93	200	
	14	Asko kalehiwot	27	23	14	15	14	6	55	44	99
		D A	8	14	4	3	4	5	16	22	38
		Geez	6	15	20	12	11	9	37	36	73
		Kebede micheal	16	13	15	11	15	23	46	47	93
		Mirror	37	33	45	13	27	14	109	60	169
		Mishil Academy	35	35	33	37	30	30	98	102	200
		school of Mail NO 1	15	10	10	20	10	10	35	40	75
		School of Mali No 2	32	16	31	20	40	24	103	60	163
		selamawit	29	17	15	10	8	14	52	41	93
		St.John					44	52	44	52	96
	Wizdom	27	30	27	18	23	17	77	65	142	
	15	Africa Dream	10	6	9	4	9	7	28	17	45
		AL kelem	23	25	43	32	35	29	101	86	187
		Amen	15	10	11	10	8	6	34	26	60
		Awelia	89	72	83	79	74	74	246	225	471
		Ehio .Canada.School	25	34	20	12	29	11	74	57	131
		Ekram	16	20	7	8	16	12	39	40	79
		Gulele montesory	26	13	11	9	10	15	47	37	84
		Hermolan	26	13	26	23	34	24	86	60	146
		Kale	22	15	23	21	21	12	66	48	114
	Nadhi	14	15	8	8	9	8	31	31	62	
<b>Total Kolfe-Keranio</b>			<b>5778</b>	<b>5413</b>	<b>5146</b>	<b>4859</b>	<b>4871</b>	<b>4604</b>	<b>15795</b>	<b>14876</b>	<b>30671</b>
Lideta	1	Intelligent Milliniya	54	57	56	44	42	49	152	150	302
		Lmat Minch	34	35	21	28	19	23	74	86	160
		Meskerem 1	18	18	14	18	8	9	40	45	85
		Tsinat	47	32	18	17	16	19	81	68	149
	2	Ethio Canada	99	81	108	78	77	75	284	234	518
		Hiltops	52	48	46	44	38	38	136	130	266
		Mezgebe Brihan	15	13	23	14	20	13	58	40	98
		Ousman	26	17	21	15	13	22	60	54	114
		Selam	28	50	24	17	13	24	65	91	156
	3	Africa Birhan	88	61	38	39	33	26	159	126	285
		Bilal	18	17	21	19	18	17	57	53	110
		Bright	23	17	14	19	27	24	64	60	124
		Britanica	65	55	52	46	45	37	162	138	300
El-home of kids	26	24	34	31	25	38	85	93	178		



## Education Statistics Annual Abstract 2010 E.C (2017/18 G.C)

Sub-City	Woreda	Schools	Stage One		Stage Two		Stage Three		TOTAL		TOTAL	
			M	F	M	F	M	F	M	F		
Lideta	4	Birliance	21	24	23	25	27	30	71	79	150	
		Enat Ethiopia /Abdisa Aga/	23	16	26	21	35	20	84	57	141	
		Karamara	88	81	59	58	61	80	208	219	427	
		Kebele 29	46	46	48	30	42	45	136	121	257	
		Kebele 37	70	56	31	25	21	24	122	105	227	
		School of american Balcha	38	35	41	31	46	49	125	115	240	
		School of Americana(geja	4	11	12	11	10	9	26	31	57	
	5	Kebel 30	13	9	6	8	12	4	31	21	52	
		Kebele 41	30	26	25	28	21	21	76	75	151	
		Kebele 42	50	27	28	29	31	29	109	85	194	
	6	Edeget Besera	44	28	35	38	37	40	116	106	222	
	7	Abadir	75	46	50	45	48	49	173	140	313	
		Alsewen	41	41	28	24	34	32	103	97	200	
		Gola Birhan	79	61	63	66	80	56	222	183	405	
		Ruhama	26	21	13	20	11	16	50	57	107	
	8	Lideta Wongelawit	51	57	44	37	31	32	126	126	252	
		School of Americana	61	44	46	44	54	49	161	137	298	
		St.George	33	30	20	18	18	14	71	62	133	
		Tesfa kokeb	37	41	27	42	30	34	94	117	211	
	10	Frehiwot No.1	41	26	24	20	19	22	84	68	152	
		Good Neighbours					56	53	56	53	109	
		Liza	11	20	8	18	11	24	30	62	92	
		True Hope	24	27	20	21	25	24	69	72	141	
	<b>Total Lideta</b>			<b>1499</b>	<b>1298</b>	<b>1167</b>	<b>1088</b>	<b>1154</b>	<b>1170</b>	<b>3820</b>	<b>3556</b>	<b>7376</b>
	Nefas Silk-Lafto	1	adis anale	12	18	10	8	12	6	34	32	66
			Air to moja vision acadamy	23	20	3	3	1	0	27	23	50
			arkami acadamy	20	23	6	7	3	6	29	36	65
			Beteseb	14	17	10	5	9	3	33	25	58
Biyanbona			15	5	10	13	4	10	29	28	57	
Blue Nile			19	23	8	11	3	7	30	41	71	
Boliyam early years			10	21					10	21	31	
Bolpirasim			11	4	6	4	3	4	20	12	32	
Briliant Youth			12	6	3	7	10	8	25	21	46	
CDM Acadamy			14	22	8	4	7	5	29	31	60	
ertu dodo vision			23	20	3	2	1	0	27	22	49	
furi mariame			10	16	10	18	15	13	35	47	82	
Genus Zone			26	32	30	20	18	16	74	68	142	
Hana			108	91	96	84	102	101	306	276	582	
Hawi Dandiboru			50	48	43	53	67	32	160	133	293	
HB			30	25	20	20	13	15	63	60	123	
Hebron			15	21	14	12	12	16	41	49	90	
HIdase Kidme Medebegna			33	41	56	55	53	49	142	145	287	
Kal Mal no 2			12	15	18	18	18	21	48	54	102	
kasech			23	40	20	40	29	26	72	106	178	
Kebwa Rose	22	24	7	15	8	5	37	44	81			
Kuata	13	20	4	17	16	15	33	52	85			
Meserak	31	23	27	26	27	32	85	81	166			
Mount Olive	15	29	16	16	21	11	52	56	108			

## Education Statistics Annual Abstract 2010 E.C (2017/18 G.C)

Sub-City	Woreda	Schools	Stage One		Stage Two		Stage Three		TOTAL		TOTAL	
			M	F	M	F	M	F	M	F		
Nefas Silk-Lafto	1	My Dream Land	10	5	7	8	5	5	22	18	40	
		New Forture	12	15	17	13	16	15	45	43	88	
		Neway challenge No.1	84	82	79	77	64	56	227	215	442	
		Neway challenge No.2	71	100	80	79	82	59	233	238	471	
		pinnacle	23	25	20	23	24	25	67	73	140	
		Pniel	20	15	84	90	31	35	135	140	275	
		Sheger Kinderkarten	21	14	4	5	5	4	30	23	53	
		Stanford Addis	51	59	53	52	58	44	162	155	317	
		Tsegereda No.1	35	32	26	23	31	13	92	68	160	
		Tsegereda No.2	23	21	12	9	8	9	43	39	82	
	yeregaleme	13	13	1	4	2	7	16	24	40		
	zima	11	12	5	12	3	2	19	26	45		
	2	Abyot Fre New Hope	28	25	26	33	27	19	81	77	158	
		Alpha Blen	9	9	10	10	6	2	25	21	46	
		C.S.S	16	12	13	7	14	16	43	35	78	
		Champion	31	22	27	25	20	19	78	66	144	
		Defrom	21	15	17	17	15	18	53	50	103	
		Doliphen	26	31	16	17	15	17	57	65	122	
		empressing Hope	13	13	20	13	18	24	51	50	101	
		Future Generation hope	26	28	21	21	36	25	83	74	157	
		Hermon	24	23	17	12	6	9	47	44	91	
		Hiber No.2	117	71	58	53	30	38	205	162	367	
		Hunde Gudina	12	16	10	11	6	8	28	35	63	
		Kids Vision	20	16	16	10	13	14	49	40	89	
		Kore Birhan Wongel	9	8	5	3	7	7	21	18	39	
		Limat	22	18	10	13	7	6	39	37	76	
		Mekanisa K/Mikael	97	61	74	56	75	57	246	174	420	
		Nigat	11	13	4	8	3	1	18	22	40	
		Origen of knowledge	2	6	5	10			7	16	23	
		Peer Paulo	30	17	23	22	23	21	76	60	136	
		Pride	16	11	18	13	18	12	52	36	88	
		Roman	40	33	34	36	33	31	107	100	207	
		Sew Tsega	4	7	6	4	5	6	15	17	32	
		St Mery	29	31	27	29	25	33	81	93	174	
		Strong Hearts	16	28	9	15	10	15	35	58	93	
		T W Trinty	21	27	34	27	28	16	83	70	153	
		walife acadamy	17	11	8	8	7	6	32	25	57	
		Yeamde	29	42	22	28	15	15	66	85	151	
		3	Bisrate Gebriel Iernational	84	66	59	53	57	60	200	179	379
			Brana Play	14	18	9	8	10	5	33	31	64
Captun Danagil	31		24	28	28	30	17	89	69	158		
Cruise No.1	77		76	98	77	91	71	266	224	490		
Double	29		24	7	12	9	15	45	51	96		
Ever east	11		10	6	10	4	3	21	23	44		
Gifted Handes	8		4					8	4	12		
Green ard	8		7	10	8	9	15	27	30	57		
Kids First	13		9	7	6			20	15	35		
Light House	12		8	10	9	7	12	29	29	58		
Mald	4	22	16	21	9	11	29	54	83			

## Education Statistics Annual Abstract 2010 E.C (2017/18 G.C)

Sub-City	Woreda	Schools	Stage One		Stage Two		Stage Three		Total		Total
			M	F	M	F	M	F	M	F	
Nefas Silk-Lafto	3	Mekanisa Akababi	27	22	38	29	22	11	87	62	149
		Mekanisa Mekaneyesus	41	41	30	21	21	21	92	83	175
		Mekdela	29	31	34	17	26	23	89	71	160
		Modern	17	18	25	15	14	21	56	54	110
		New English No.1	54	63	68	58			122	121	243
		New English No.2					48	52	48	52	100
		Robost	39	25	26	29	21	23	86	77	163
		Sara	25	8	5	4	6	9	36	21	57
		School of Tomorrow	62	62	62	59	47	56	171	177	348
		SOS	48	39	20	26	30	18	98	83	181
		Spring of Knowledge	70	72	74	77	77	47	221	196	417
	Yeneta	12	13	21	18	24	17	57	48	105	
	4	Gibson Youth	127	132	118	113	126	154	371	399	770
		Mekanisa Abadir	20	10	27	29	21	26	68	65	133
		School of Nation	21	10	16	13	18	19	55	42	97
		Tesfa	14	21	13	18	18	19	45	58	103
	5	Alexander	20	18	25	20	25	20	70	58	128
		F.M	16	29	9	13	11	8	36	50	86
		M.T	14	16	21	13	17	19	52	48	100
		Strivers	31	26	24	24	24	21	79	71	150
		sun coat	26	23	32	21	30	30	88	74	162
		Veronica	37	49	18	20	32	23	87	92	179
	6	Ahadu Beteseb	15	17	8	9	11	8	34	34	68
		Atse Zereyakob	53	48	47	50	46	45	146	143	289
		Bisrate Gebriel School	41	33	20	14	14	5	75	52	127
		Cordova	36	34	41	33	26	30	103	97	200
		Destiny Future	27	19	29	30	28	17	84	66	150
		Eagle	30	21	14	14	2	4	46	39	85
		Eldra					44	56	44	56	100
		Eldra Number 2	65	57	59	62			124	119	243
		Font	22	28	20	30	17	16	59	74	133
		Hawariyaw Petros	44	38	37	31	36	23	117	92	209
		Kids New Flower	54	38	51	45	37	45	142	128	270
		Lehket	38	26	10	14	13	15	61	55	116
		Merkoriwos	19	13	2	4	5	9	26	26	52
		Nation Wide	27	30	30	32	31	30	88	92	180
		Netsanet Chora	26	41	28	26	36	24	90	91	181
		Nure Jemal	11	20	12	19	24	15	47	54	101
	7	Tiruwork	58	33	50	38	40	45	148	116	264
		Zikire Teophlos	75	68	59	43	56	47	190	158	348
		Darsy	31	31	15	23	22	14	68	68	136
		Sabedy	20	15	8	10	9	6	37	31	68
	8	Salem	15	21	16	20	8	11	39	52	91
		Agazian No.2	37	32	26	26	34	38	97	96	193
		B.T.D	23	28	37	29	27	28	87	85	172
		Eddon	37	42	33	34	27	31	97	107	204
		Lemlem	17	16	13	14	14	13	44	43	87
		Mekerez	37	44	32	14	15	24	84	82	166
	Sibste Negasi	24	22	26	18	17	9	67	49	116	

# Education Statistics Annual Abstract 2010 E.C (2017/18 G.C)

Sub-City	Woreda	Schools	Stage One		Stage Two		Stage Three		Total		Total
			M	F	M	F	M	F	M	F	
Nefas Silk-Lafto	9	Addis Amba	50	48	35	27	34	41	119	116	235
		El-Bethel	97	62	54	61	53	67	204	190	394
		Falcon No.1	14	42	28	29	17	27	59	98	157
		Falcon No.2	30	42	21	25	27	26	78	93	171
		Falcon No.3	40	30	37	40	48	23	125	93	218
		School of Aygoda	39	29	25	23	10	16	74	68	142
	Typify Youth Academy	31	34	21	25	21	15	73	74	147	
	10	Abiyot Fana	46	68	50	46	52	50	148	164	312
		Eshakol	29	40	12	16	21	17	62	73	135
		Harvest	20	11	13	18	20	23	53	52	105
		Lesanco Hollins	17	16	13	8	11	10	41	34	75
		Nur Jemal	30	27	31	18	19	15	80	60	140
		Poc Rule Nasa	16	15	25	18	12	17	53	50	103
		Progress	11	13	14	8	16	12	41	33	74
		Promise Keepers	29	16	29	18	27	28	85	62	147
		Ruth	19	21	9	13	13	9	41	43	84
		sene 9	63	57	60	51	72	69	195	177	372
		Solomons	14	8	15	10	15	11	44	29	73
		TWS	17	19	22	16	29	24	68	59	127
		Yeneta Hahu	37	19	28	21	23	16	88	56	144
		11	Addis Hiwot	15	16	12	12	11	10	38	38
	Akilesiya		17	18	19	16	14	12	50	46	96
	Amen		15	15	5	7	9	5	29	27	56
	Aserok		21	21	18	23	27	23	66	67	133
	Aspayer youth		19	14	7	8	9	3	35	25	60
	Efrata		31	48	13	16	18	10	62	74	136
	Ethio Genesis		16	16	10	12	23	23	49	51	100
	Ewuket Birhan		11	7	9	8	8	8	28	23	51
	Eyakebwehana		27	18	25	24	28	20	80	62	142
	Finote loza		33	32	35	32	38	35	106	99	205
	Genius		13	13	11	10	6	14	30	37	67
	Gibson Youth Academy		39	41	56	39	21	34	116	114	230
	Harvest Academy		20	21	13	18	20	23	53	62	115
	Kotari		100	91	88	85	90	65	278	241	519
	Leadership		25	30	20	22	10	8	55	60	115
	Leule Mekonnen		30	25	13	16	17	13	60	54	114
	Memory		12	16	6	6	10	4	28	26	54
	Metro		10	15	9	14	10	4	29	33	62
	Misale		16	15	12	4	13	10	41	29	70
	Mnase Academy		22	24	20	19	18	17	60	60	120
	Rohobot vision		16	12	18	12	14	21	48	45	93
	Saba boru		21	14	11	12	9	3	41	29	70
School of BSC	6		18	11	9	8	12	25	39	64	
Sidon	60		41	47	40	45	32	152	113	265	
Sinziro	39		40	35	37	32	34	106	111	217	
Tseday	23		17	13	13	17	11	53	41	94	
Yeabkal	14	16	10	10	11	11	35	37	72		
Yerom	28	28	13	12	11	21	52	61	113		



# Education Statistics Annual Abstract 2010 E.C (2017/18 G.C)

Sub-City	Woreda	Schools	Stage One		Stage Two		Stage Three		Total		Total
			M	F	M	F	M	F	M	F	
Nefas Silk-Lafto	12	A.Y.B	14	13	14	14	18	7	46	34	80
		Ab Info	63	65	48	47	44	46	155	158	313
		Abune Paulos	34	19	21	20	32	37	87	76	163
		Amanuel Academy	43	47	34	35	40	28	117	110	227
		Amanuel Academy no 2	44	17	42	31	33	36	119	84	203
		Emyu	27	7	7	9	16	9	50	25	75
		Future Generation	39	26	22	26	30	24	91	76	167
		Glow (M.L.W) No.1	12	10	11	16	11	18	34	44	78
		Huluam	25	28	13	30	23	25	61	83	144
		Joys Youth Academy	29	30	14	13	9	16	52	59	111
		Lafto	47	46	35	54	40	33	122	133	255
		Megabit 28	46	62	45	62	62	53	153	177	330
	South West Academy	101	83	99	85	93	91	293	259	552	
	Sun Shine	27	29	21	12	12	9	60	50	110	
	Tsedal	29	32	21	34	26	27	76	93	169	
	13	Abune Gorgorios	84	97	78	94	68	90	230	281	511
		Afomiya	15	10	8	6	14	11	37	27	64
		Amba yuoth	37	33	24	30	23	20	84	83	167
		Bibrest academy	25	37	17	21	15	14	57	72	129
		Daynamic	35	52	41	47	31	41	107	140	247
		Dream	109	84	105	85	86	80	300	249	549
		Felegenewaye	6	15	16	10	16	9	38	34	72
		Geez	68	66					68	66	134
		Jemo 2	153	145	46	48	76	67	275	260	535
		Mark	104	126	77	72	54	79	235	277	512
		Miraf teashers	19	27	34	17	16	14	69	58	127
		Nolawi	20	29	28	28	31	47	79	104	183
		Redate No.1	24	26	19	21	32	34	75	81	156
		Rediet Kindergarten No 2	36	39	25	29	17	28	78	96	174
		School of Indian	54	49	68	61	65	44	187	154	341
		South West	120	122	121	109	129	134	370	365	735
		Spring Of Knowledge	61	63	48	50	61	55	170	168	338
		Sunny Land	9	16	10	20	10	16	29	52	81
Unique	19	12	19	13	16	16	54	41	95		
Yandualem	21	42	30	30	24	23	75	95	170		
<b>Total Nefas Silk-Lafto</b>			<b>6491</b>	<b>6305</b>	<b>5387</b>	<b>5211</b>	<b>5126</b>	<b>4847</b>	<b>17004</b>	<b>16363</b>	<b>33367</b>
Yeka	1	Akiya	18	17	12	2	4	4	34	23	57
		Emawayesh	22	36	33	35	33	28	88	99	187
		Genete Eyesus	20	17	5	6	6	6	31	29	60
		Habteselase Metasebiya	18	10	26	21	17	15	61	46	107
		Kidus Markos	59	38	42	32	59	70	160	140	300
		Lemilem	21	17	17	11	8	4	46	32	78
		Miyaziya 23	21	35	40	21	30	34	91	90	181
		Montosoriyan	58	50	75	65	54	52	187	167	354
		Tigl lenetsanet	34	39	28	20	35	35	97	94	191
		Gurara Freedom	13	11	11	6	9	9	33	26	59
		Hirut Kale	44	36	34	44	24	32	102	112	214
		Hizbawiserawit	78	80	62	49	61	69	201	198	399
		Inderince	15	10	4	5	6	5	25	20	45
Lemlem	46	37	57	50	61	48	164	135	299		



## Education Statistics Annual Abstract 2010 E.C (2017/18 G.C)

Sub-City	Woreda	Schools	Stage One		Stage Two		Stage Three		Total		Total
			M	F	M	F	M	F	M	F	
Yeka	2	Mekane Hiwot Kinderkarten	34	26	25	16	12	11	71	53	124
		Miss aki	24	23	20	21	24	21	68	65	133
		Nigst	24	16	8	15	10	10	42	41	83
		Rafidem	22	20	24	22	10	18	56	60	116
		Seble Memorial	18	25	13	22	13	12	44	59	103
		Yeha Science and Technology	40	37	34	29	27	32	101	98	199
	3	Characount Academy	25	15	21	22	20	24	66	61	127
		Hibret Fire	73	44	51	53	62	35	186	132	318
		Hibret Fire Number 2	46	28	35	34	41	23	122	85	207
		SeraMono	13	20	18	16	13	18	44	54	98
		Twins Kinderkarten	18	16	7	15	2	6	27	37	64
	4	Addis Berhan	17	25	23	12	12	13	52	50	102
		Andnet	35	32	19	20	14	23	68	75	143
		Karamara	47	44	43	44	25	30	115	118	233
		Kevena Adventist	13	9	18	18	24	15	55	42	97
	5	Addis sew	7	4	13	6	8	5	28	15	43
		Bukaya	29	22	23	19	19	18	71	59	130
		Kokebetsibah	26	24	21	21	17	19	64	64	128
		Yeka KinderKarten	49	45	60	47	49	39	158	131	289
		Yeka Terara	44	30	22	29	33	24	99	83	182
	6	Andinet International	78	79	49	54	61	43	188	176	364
		Birahn Guzo	13	15	7	9	11	9	31	33	64
		Crown youth	16	19	20	24	17	19	53	62	115
		Ethiopia Andinet	56	52	50	40	41	43	147	135	282
		Flipper International	16	27	33	30	24	24	73	81	154
		Indian International	13	20	18	21	21	14	52	55	107
		kefa	22	18	12	16	22	10	56	44	100
		key kokeb	50	35	15	24	15	29	80	88	168
		miss Ford	39	33	34	35	30	37	103	105	208
		Nigat Kokeb	31	32	33	25	26	20	90	77	167
		Temsalet 2000	19	14	14	17	7	16	40	47	87
		V-nuvel	23	25	10	9	11	9	44	43	87
		Yetnebersh	30	28	21	18	23	10	74	56	130
		7	Adewa ber	29	26	22	27	14	28	65	81
	Biruh		43	41	36	26	35	23	114	90	204
	Elon Academy		17	20	5	8			22	28	50
	Nobel		27	21	20	15	14	16	61	52	113
	winner		15	15	15	8	10	6	40	29	69
	Yeka Global		24	22	18	32	20	20	62	74	136
	Yeka Misrak Chora		30	27	21	21	21	33	72	81	153
	8	Abiyot	20	22	20	21	26	19	66	62	128
		Biruh Tesfa	30	44	25	25	28	32	83	101	184
		Blue Bird	39	30	34	33	41	25	114	88	202
		Goal	23	21	21	11	22	27	66	59	125
		kebele 04 KG	75	50	42	39	38	27	155	116	271
		Magic Carpet	67	55	58	47	61	50	186	152	338
		Sarina	16	19	20	16	14	25	50	60	110
		school of tomorrow	60	75	53	57	55	70	168	202	370
	St Michael	18	12	13	14	24	25	55	51	106	

# Education Statistics Annual Abstract 2010 E.C (2017/18 G.C)

Sub-City	Woreda	Schools	Stage One		Stage Two		Stage Three		TOTAL		TOTAL
			M	F	M	F	M	F	M	F	
Yeka	9	AB No2	41	28	25	29	35	30	101	87	188
		Andinet International School	78	79	49	54	61	43	188	176	364
		Bell Tower	8	7	17	9	10	7	35	23	58
		Cristolobe	8	14	13	4	4	14	25	32	57
		Deliverance	30	34	16	16	18	10	64	60	124
		Education for needy people ass	15	14	18	14	15	16	48	44	92
		Ermoname	27	34	17	15	7	14	51	63	114
		Hill side	61	67	65	83	75	76	201	226	427
		Kotebe Adventist	24	21	26	12	17	16	67	49	116
		Kotebe mekaneyesus	9	10	8	5	3	5	20	20	40
		Maramawit	9	8			8	9	17	17	34
		Mavis	19	23	12	15	17	15	48	53	101
		St.michael kotebe branch	16	26	13	14	30	27	59	67	126
	World wide orphans	11	13	12	12	11	10	34	35	69	
	yeka kidanemihret	18	17	21	22	18	22	57	61	118	
	10	Alab No 2	22	19	15	16	22	16	59	51	110
		AMT	10	6	6	7	5	8	21	21	42
		Blaze Academy Kindergarten	13	16	3	5			16	21	37
		Elmo	57	47	50	38	44	37	151	122	273
		Ethio Vision	22	18	12	17	15	16	49	51	100
		Eyor	43	33	36	35	41	24	120	92	212
		Fairway	17	16	14	9	20	17	51	42	93
		Flower	28	20	11	12	8	14	47	46	93
		Kidist Hana	56	39	33	35	20	20	109	94	203
		Mersi	13	7	10	8	4	3	27	18	45
		Nigat	10	11			11	10	21	21	42
		Salayish	88	70	109	114	91	111	288	295	583
		Sello	27	40	32	30	29	29	88	99	187
		Sewite	22	12	16	20	19	11	57	43	100
		WK	13	19	17	19	24	6	54	44	98
	Yeametah	21	35	28	24	16	13	65	72	137	
	11	Academy for Excellency	5	10	3	6	6	4	14	20	34
		Beza			5	9	6	3	11	12	23
		Deliverance	21	14	58	63	18	31	97	108	205
		Dj Azmach wondrad	83	66	63	63	69	59	215	188	403
		Ecllecian Nuhamine	7	4	8	3	4	6	19	13	32
		Eden	17	12	11	12	10	12	38	36	74
		Edget Tajeb	22	15	20	11	16	16	58	42	100
		Elivent	16	16	6	9	8	10	30	35	65
		Fresh and Green	16	17	13	7	12	7	41	31	72
		Future Youth	11	14	10	12	11	14	32	40	72
		GYF	15	12	14	13	10	9	39	34	73
Hamer Kg		19	19	7	5	3	9	29	33	62	
Happy Kids		5	7	6	4	10	5	21	16	37	
Helen KG		20	12	8	8	12	20	40	40	80	
Kotebe	11	12	13	13	16	4	40	29	69		
Macmillan Academy	18	9	18	10	9	9	45	28	73		
Magnet	96	88	96	102	111	99	303	289	592		
Marvel	20	26	19	23	17	17	56	66	122		



# Education Statistics Annual Abstract 2010 E.C (2017/18 G.C)

Sub-City	Woreda	Schools	Stage One		Stage Two		Stage Three		Total		Total
			M	F	M	F	M	F	M	F	
Yeka	11	Masol Academy	30	28	8	12	4	8	42	48	90
		Neway youth	13	16	16	12	12	14	41	42	83
		Rational	14	12	7	12	5	4	26	28	54
		Rigib	52	60	20	23	25	34	97	117	214
		Rohobot	18	17	13	23	16	13	47	53	100
		School of livoro	18	11	26	15	20	25	64	51	115
		Selam children village			50	50	53	57	103	107	210
		union acadamy	8	15	10	10	14	9	32	34	66
		Universal	28	20	7	12	13	10	48	42	90
		Wuleta Kinderkarten	25	13	19	6	15	12	59	31	90
	Yalemtsehay gebrehiwot acadamy	10	17	14	13	10	9	34	39	73	
	12	Ab	21	26	26	36	23	16	70	78	148
		Abado	153	125	98	103	141	137	392	365	757
		betel	16	12	7	4	2	11	25	27	52
		Bright hope Family kids	30	31	34	21	43	29	107	81	188
		Delit national	9	8	0	2	4	1	13	11	24
		goal acadamiy	61	48	14	15	16	10	91	73	164
		H/H One	8	18	3	18	9	11	20	47	67
		H/H One No 1	34	22	39	16	16	15	89	53	142
		Hiwot Tsion	13	17	16	12	16	10	45	39	84
		Home land	52	53	18	10	12	5	82	68	150
		Karallo	95	84	62	43	62	41	219	168	387
		Kesatte Birhan	19	20	5	8	8	7	32	35	67
		Kotebe Birhan Hiwot	91	79	94	81	97	83	282	243	525
		Meyora	6	16	9	6	4	2	19	24	43
		Miraf	12	3	6	6	4	6	22	15	37
		Muse No.2	16	16	13	20	11	20	40	56	96
		New Sunlight	49	39	28	29	37	35	114	103	217
		Noele No 1	54	47	35	37	38	31	127	115	242
		Rakher	74	66	70	50	75	65	219	181	400
		Sequire acadamy	13	4	8	4	3	4	24	12	36
		T S Rohobot	11	11	7	14	6	6	24	31	55
		Tesela Shalom Academy	28	20	8	8	10	6	46	34	80
		Tinajeeff School PLC	7	7	2	6			9	13	22
		Tsion	33	44	38	23	35	37	106	104	210
	Tudey Happy Vilage	35	41	38	30	36	29	109	100	209	
	13	Abune Gorgorios	77	73	78	72	80	70	235	215	450
		Argity meri	16	15	9	18	8	13	33	46	79
		Barbi	20	19	11	10	6	9	37	38	75
		Biruh	25	31	23	23	10	6	58	60	118
		BM twins	10	9	8	3	6	4	24	16	40
		Daymend Academy	54	47	39	54	40	33	133	134	267
		Deliverance	60	38	33	37	34	35	127	110	237
Eshcol		21	14	22	38	22	19	65	71	136	
ethio mahetote		21	22	14	10	11	9	46	41	87	
Finot		24	29	5	7	4	3	33	39	72	
Hana		27	13	16	24	20	20	63	57	120	
KAS		54	44	39	40	38	29	131	113	244	
Kipas		45	29	24	25	27	18	96	72	168	

## Education Statistics Annual Abstract 2010 E.C (2017/18 G.C)

Sub-City	Woreda	Schools	Stage One		Stage Two		Stage Three		TOTAL		TOTAL
			M	F	M	F	M	F	M	F	
<b>Yeka</b>	13	Lina	46	29	18	13	19	13	83	55	138
		Miraf Academy	23	35	14	13	16	16	53	64	117
		O-Zone	88	86	99	101	40	32	227	219	446
		rake heare acadamy	39	51	19	13			58	64	122
		School of Edmoro	9	23	6	25	10	11	25	59	84
		school of tommorow	121	107	131	146	150	122	402	375	777
		St Mikael	100	112	98	88	90	64	288	264	552
		S-Terza	51	30	23	42	31	34	105	106	211
		Three M	33	33	35	40	26	27	94	100	194
		Victory	7	8	4	6			11	14	25
Yeka Taffo	111	97	60	63	77	84	248	244	492		
<b>Total Yeka</b>			<b>5486</b>	<b>5051</b>	<b>4461</b>	<b>4337</b>	<b>4280</b>	<b>3982</b>	<b>14227</b>	<b>13370</b>	<b>27597</b>
<b>Total Addis Ababa</b>			<b>35294</b>	<b>33073</b>	<b>28979</b>	<b>28142</b>	<b>27593</b>	<b>26730</b>	<b>91866</b>	<b>87945</b>	<b>179811</b>



# Education Statistics Annual Abstract 2010 E.C (2017/18 G.C)

## Primary

Sub-City	Woreda	SCHOOL	Grade 1		Grade 2		Grade 3		Grade 4		Grade 5		Grade 6		Grade 7		Grade 8		Total		Total
			M	F	M	F	M	F	M	F	M	F	M	F	M	F	M	F	M	F	
Addis Ketema	1	yemen community 01	9	12	5	7	6	4	13	6	9	10	11	4	7	9	17	12	77	64	141
	2	Britanica	39	40	38	32	29	30	25	25									131	127	258
		Felege Hiywot	62	73	36	46	33	60	42	76	64	89	42	55	41	59	51	81	371	539	910
		Gelila	36	53	54	38	61	51	67	85	60	62	46	63	83	87	87	64	494	503	997
	3	Barak Youth	21	13	15	16	7	11	5	1									48	41	89
		Bethlehem youth	16	19	15	19	16	8	14	14	8	3	4	2	4	2	5	1	82	68	150
		Birhanena Selam	14	26	24	24	19	36	30	49	25	38	46	60	52	66	56	60	266	359	625
		Deja.Hailu Tesfaye	119	129	110	152	72	129	116	136	98	121	124	132	117	145	123	153	879	1097	1976
		Honey Comb	6	9	13	12	13	11	10	7	6	7	5	10	5	6	9	6	67	68	135
		Radical academy	33	37	19	40	31	23	26	24	21	30	43	20					173	174	347
		Tsehay Gibat	36	44	34	44	45	37	56	58	48	52	44	77	66	74	43	57	372	443	815
	4	Al-Afia 18	18	20	13	18	10	25	17	20	0	44	0	39	0	64	0	39	58	269	327
		Hamile 19 No 2	39	30	38	34	21	42	40	67	36	38	40	60	36	35	31	27	281	333	614
		Mimoza Youth Academy	39	25	37	39	29	40	23	17	27	20	15	14	20	16	11	15	201	186	387
		Mirchay Ewuket	20	19	15	29	38	31	24	32	26	41	44	45	55	58	66	69	288	324	612
		Sefere Selam	85	71	60	89	58	54	69	79	77	79	82	73	90	89	83	91	604	625	1229
	5	Bethel Mekane Yesus	26	59	11	55	6	55	0	46	0	49	0	46	0	57	6	114	49	481	530
		Edgt	13	12	15	21	16	23	16	30	35	47	65	42	50	60	74	76	284	311	595
		Haleluya	52	48	48	59	56	54	70	52	67	48	59	49	80	60	38	70	470	440	910
		Hibret Belijinet	32	29	29	38	32	36	21	19									114	122	236
		Phase Academy					49	39	53	42	68	52	61	55	45	59	51	34	327	281	608
	6	Eweket Amba	18	7	22	31	15	27	24	25	33	45	36	69	25	40	54	80	227	324	551
		Felege Berhane	29	38	33	44	38	51	54	50	39	67	45	55	21	43	36	69	295	417	712
		St.mekael katedral	50	51	57	50	55	49	56	39	48	48	40	31	33	53	42	44	381	365	746
	7	Bitiwoded w/g/besheh	26	40	19	23	30	37	19	18	40	31	33	33	24	41	57	58	248	281	529
		May day	24	34	27	31	22	29	42	47	37	40	41	39	35	40	35	44	263	304	567
	8	Dagimawi Birhan	173	164	105	131	100	128	114	149	104	168	87	128	121	122	118	132	922	1122	2044
Dagmawi Tewodros		10	16	8	15	6	19	18	25									42	75	117	



## Education Statistics Annual Abstract 2010 E.C (2017/18 G.C)

Sub-City	Woreda	SCHOOL	Grade 1		Grade 2		Grade 3		Grade 4		Grade 5		Grade 6		Grade 7		Grade 8		TOTAL		Total
			M	F	M	F	M	F	M	F	M	F	M	F	M	F	M	F	M	F	
Addis Ketema	8	Shawel Dema	68	79	38	43	30	47	38	62	46	59	47	40	41	45	39	49	347	424	771
		universe yoth	11	13	12	11	9	10	6	6									38	40	78
		Yedbere Hail Kidus Raguel	194	127	131	130	153	129	111	116	176	130	148	106	145	121	202	165	1260	1024	2284
		Yekatit 23 liyu flagot	8	4	4	4	7	6	7	6	8	12	6	12	5	3	10	10	55	57	112
	9	Abader No-2	10	18	19	13	7	11	10	13									46	55	101
		Asina	42	25	32	22	21	28	12	21	21	15	17	21	22	14	15	20	182	166	348
		Dej/Geneme	143	164	122	94	125	98	127	110	110	121	116	126	127	123	146	156	1016	992	2008
		Eshet	84	108	67	106	53	111	86	129	80	132	97	137	158	173	128	197	753	1093	1846
		Keste Demena	52	57	49	50	36	44	43	52	36	48	29	37	35	41	36	46	316	375	691
	10	Abader No.3	26	38	26	30	29	16	19	26	26	19	20	13	17	24	12	11	175	177	352
		Al-Afia Kunuz	27	26	24	29	17	42	18	26	37	0	42	0	38	0	31	0	234	123	357
		Asere Hawariyat	58	45	53	58	50	74	108	111									269	288	557
		Berhan Ber	38	45	125	164	97	127	79	75	88	101	90	126	165	127	248	209	930	974	1904
		Bingham Academy	14	10	14	12	14	13	10	14	17	7	13	10	13	14	13	16	108	96	204
	<b>Total Addis Ketema</b>			<b>1820</b>	<b>1877</b>	<b>1616</b>	<b>1903</b>	<b>1561</b>	<b>1895</b>	<b>1738</b>	<b>2005</b>	<b>1621</b>	<b>1873</b>	<b>1638</b>	<b>1829</b>	<b>1776</b>	<b>1970</b>	<b>1973</b>	<b>2275</b>	<b>13743</b>	<b>15627</b>
Akaki kaliti	1	Akaki Adventist	40	45	46	52	46	53	53	47	50	47	49	59	80	77	82	76	446	456	902
		Akaki Lesperance Advent	34	32	34	37	32	33	39	32	25	29	38	21	41	33	26	30	269	247	516
		Akaki Menbere Hiwot	47	45	51	52	36	23	33	38	34	32	32	39	31	25	19	29	283	283	566
		Akaki Mengist	147	154	92	77	74	96	72	106	96	104	91	112	102	128	62	163	736	940	1676
		Alem Birhan	60	78	54	57	37	54	49	49	45	62	109	54	50	65	55	51	459	470	929
		Beza	50	40	44	46	37	23	26	24	44	46	44	56	42	48	64	62	351	345	696
		Biruh Tesfa	26	49	36	47	41	46	49	42	42	38	34	50	59	56	55	60	342	388	730
		Fitawrary Abayneh Metekia	45	77	60	69	52	93	44	61	65	71	68	65	68	101	80	100	482	637	1119
		School of Indiana	38	38	48	37	29	26	19	15	20	22	22	23	18	22	12	10	206	193	399
	2	Andode	69	81	79	62	63	69	89	79	82	109	77	87	67	58	72	72	598	617	1215
		Beza	30	40	30	30	30	30	12	18									102	118	220
		Ethio- Japan Hidasie	61	64	58	61	63	61	76	91	57	59	61	71	60	88	45	70	481	565	1046
	3	Atse Tewodros	98	127	78	112	85	117	104	110	83	96	87	124	92	109	120	110	747	905	1652
		Kidus Yared School									17	9	9	10	13	7	23	33	62	59	121



## Education Statistics Annual Abstract 2010 E.C (2017/18 G.C)

Sub-City	Woreda	SCHOOL	Grade 1		Grade 2		Grade 3		Grade 4		Grade 5		Grade 6		Grade 7		Grade 8		TOTAL		Total	
			M	F	M	F	M	F	M	F	M	F	M	F	M	F	M	F	M	F		
Akaki kaliti	3	Ocean primery school	74	50	58	48	36	55	52	48	36	35	26	19	23	23	27	20	332	298	630	
		Selam Fre	44	86	35	56	34	60	47	66	62	56	55	71	54	67	57	103	388	565	953	
	4	Abinzer No.1	42	47	31	34	30	36	26	48									129	165	294	
		Abinzer No.2									37	21	24	38	24	21	14	37	99	117	216	
		Altamira	38	50	49	39	26	19	19	15									132	123	255	
		B.M.B /Enbutochu/	38	52	50	51	40	46	29	27	38	41	28	31	24	16	26	18	273	282	555	
		Coliques No.1	31	53	41	29	29	25	26	27									127	134	261	
		Coliques No.2										26	28	27	18	11	22	6	7	70	75	145
		D.A.G.M	10	18	19	10	10	10	14	9										53	47	100
		Ethio National	186	207	228	200	193	177	161	174	150	132	113	157	144	138	89	80	1264	1265	2529	
		Gelan No.2	241	374	146	200	143	228	208	241	226	254	176	252	152	290	127	206	1419	2045	3464	
		Hebesete Tsega	7	8																7	8	15
		Raey Yohannis	9	13	11	12	6	6	7	8										33	39	72
	5	Excellence	24	22	15	13	14	15	14	14	12	17	10	15	12	16	17	21	118	133	251	
		Kality Bulbula	194	256	109	180	109	160	88	129	108	149	128	150	112	169	125	179	973	1372	2345	
		Next Generation	15	11	17	16	13	6	10	12	6	12	1	5	4	5	6	9	72	76	148	
		Tsedey No.1	16	46	33	16	17	16	14	15									80	93	173	
		Tsedey No.2										15	11	7	13	12	5	4	8	38	37	75
	6	Ewiket Wegagen	38	27	29	19	19	32	26	23									112	101	213	
		Hibret Chibo	46	35	33	51	42	51	44	49	49	38	42	51	47	48	48	48	351	371	722	
		Lesank Colins	22	16	21	19	19	16	18	12	16	11	17	15	14	14	12	10	139	113	252	
		Mark Vision	27	24	32	18	23	23	13	25	9	15	19	11	14	8	13	15	150	139	289	
		My Dream	9	16	10	9	8	12	4	15	9	7	8	5	5	8	16	8	69	80	149	
		Scholar's Youth No.1	0	15	2	5	3	4	1	8	49	47	32	34	28	32	34	36	149	181	330	
		Scholars Youth No.2	74	64	58	79	52	57	43	54									227	254	481	
		School of Aygoda	33	40	31	33	31	28	31	26	44	30	39	36	46	42	65	32	320	267	587	
	Tomi	17	17	15	13	8	13	14	13	10	17	10	16	8	14	6	10	88	113	201		
	7	A.A Maremiya									31	13	30	3	21	3	22	3	104	22	126	
		Biruk	42	29	25	29	15	12	10	10	8	8	10	3	1	3			111	94	205	
		Ethio Korea	93	107	115	89	131	119	85	76	82	70	80	91	73	66	74	92	733	710	1443	
		Furi	187	192	111	142	73	90	107	145	100	122	111	130	137	116	124	156	950	1093	2043	



## Education Statistics Annual Abstract 2010 E.C (2017/18 G.C)

Sub-City	Woreda	SCHOOL	Grade 1		Grade 2		Grade 3		Grade 4		Grade 5		Grade 6		Grade 7		Grade 8		Total		Total	
			M	F	M	F	M	F	M	F	M	F	M	F	M	F	M	F	M	F		
Akaki kaliti	7	Gesem	36	26	24	19	15	12	12	13	14	9	11	13	9	6	10	6	131	104	235	
		Hasset	32	43	35	36	25	27	15	22									107	128	235	
		kality	181	221	84	128	103	139	127	135	145	155	172	178	178	217	232	302	1222	1475	2697	
		Sina	14	4	13	5	16	7	9	5	10	13	16	14	22	6	9	9	109	63	172	
		Summer	17	15	16	19	13	14	10	12	21	11	11	13	15	17	11	18	114	119	233	
		T.L	10	14	11	15	8	12	6	6									35	47	82	
	8	Endiyana	50	50	49	70	50	44	46	53	54	48	52	38	47	40	35	48	383	391	774	
		Ethio Paradise	24	19	20	21	20	18	13	11	19	11	16	9	11	14	10	12	133	115	248	
		Gelan No.1	98	191	95	140	74	126	88	128	105	141	98	138	108	168	113	206	779	1238	2017	
		Hasset	23	20	26	19	39	19	20	18	35	38	35	33	27	36	21	10	226	193	419	
		Hibret	11	16	9	13	9	11	7	7									36	47	83	
		Nolawi	33	37	31	29	22	28	32	37	29	26	27	29	22	23	22	23	218	232	450	
		Papyrus No.1	9	8	4	5	11	6	10	3	11	15	11	7	20	16	15	22	91	82	173	
		School of England	25	12	11	22	12	6	7	9									55	49	104	
		Seattle Academy	49	62	34	34	37	33	24	31	38	37	31	26	19	33	17	26	249	282	531	
		Serti	32	52	43	37	33	34	36	46	54	54	68	54	66	53	73	59	405	389	794	
		Woltane Academy	3	5	5	2	2	1	5	1									15	9	24	
	Z E.M	26	18	12	15	12	18	11	3									61	54	115		
	9	Kilinto primary school	32	44	46	39	31	39	35	46	42	47	33	29	31	39	25	43	275	326	601	
		Klinto no2	26	32	12	9	5	8	11	8	11	9	8	10	16	16	11	13	100	105	205	
		koye	77	102	59	61	80	47	45	53	57	65	42	49	48	57	34	35	442	469	911	
		Tulu Dimtu Primary school	125	149	130	153	144	126	133	153	128	152	146	175	123	184	149	195	1078	1287	2365	
	10	Gelan Gura	18	21	25	19	29	22	31	23	37	37	30	36	33	39	30	35	233	232	465	
	11	Qersa primary school	75	57	32	40	55	45	46	25	41	25	24	12					273	204	477	
	<b>Total Akaki-Kaliti</b>			<b>3328</b>	<b>3963</b>	<b>2860</b>	<b>3099</b>	<b>2594</b>	<b>2882</b>	<b>2555</b>	<b>2849</b>	<b>2634</b>	<b>2751</b>	<b>2545</b>	<b>2798</b>	<b>2484</b>	<b>2907</b>	<b>2444</b>	<b>3026</b>	<b>21444</b>	<b>24275</b>	<b>45719</b>
	Arada	1	Africa Andenet No.1	49	43	39	35	54	56	45	43	34	40	37	52	47	56	65	62	370	387	757
Hibret			19	19	17	24	15	23	19	22	20	20	17	25	13	26	16	23	136	182	318	
John Of Kennedy			36	22	41	31	32	38	33	37	32	30	25	29	36	22	36	37	271	246	517	
Lideta Catholic Cathedral			144	0	138	0	145	0	144	0	137	0	136	0	181	53	166	88	1191	141	1332	





## Education Statistics Annual Abstract 2010 E.C (2017/18 G.C)

Sub-City	Woreda	SCHOOL	Grade 1		Grade 2		Grade 3		Grade 4		Grade 5		Grade 6		Grade 7		Grade 8		TOTAL		Total	
			M	F	M	F	M	F	M	F	M	F	M	F	M	F	M	F	M	F		
Arada	1	Nativity Girls School	0	187	0	164	0	173	0	192	0	179	0	220	0	226	0	150	0	1491	1491	
	2	Dagnachew Fekadu	24	13	14	14	10	9	6	10										54	46	100
		Key kokeb	41	53	28	34	43	35	37	48	45	44	46	38	50	62	48	67	338	381	719	
	3	Abebech Gobena	25	9	14	13	19	21	25	22	13	19	17	32	23	23	9	13	145	152	297	
		Africa Andenet No.2	56	41	49	62	47	47	44	53	59	58	35	35	44	46	51	44	385	386	771	
		Ali Ebunu Abutalib	8	17	17	16	15	8	15	11	13	12							68	64	132	
		Najashi Academy	61	88	74	66	46	66	42	53	44	36	40	34	37	38	34	32	378	413	791	
	4	School Of Tomorrow	84	81	65	67	59	39	43	29	22	14	10	15	10	10			293	255	548	
		Arbegnoch	15	24	21	29	13	18	21	28	19	23	18	43	29	47	33	48	169	260	429	
		Atse Fasil	42	53	36	39	46	47	53	36	63	80	53	60	84	74	50	86	427	475	902	
Elon Academy		69	47	87	56	53	50	33	49	32	31	20	24	29	18	20	17	343	292	635		
Ethiopia Tikdem		16	22	12	17	10	9	19	18									57	66	123		
Ethiopian Ediget		5	15	4	17	3	10	11	15	7	18	13	25	18	26	19	26	80	152	232		
Future Hopes		50	39	45	42	46	45	54	31	47	41	52	33	44	43	41	41	379	315	694		
Laura Academy		44	34	55	42	26	39	31	32	24	26	34	15	20	17	17	10	251	215	466		
Luteran		26	27	24	23	20	31	27	20	23	30	25	24	23	25	15	36	183	216	399		
School Of Paragon		41	45	37	33	29	32	15	23	21	20	24	10	16	11	19	12	202	186	388		
5	Tibeb Ediget	33	37	41	74	48	82	52	104	64	103	74	117	104	114	63	148	479	779	1258		
	Awoliya	24	23	22	20	15	23	26	18	13	28	20	27	14	17	24	20	158	176	334		
	Italy Community	26	29	31	35	31	30	30	36	26	20	21	35	22	19	27	22	214	226	440		
	Jiva	59	48	47	59	47	29	35	25	36	21	34	28	33	28	22	22	313	260	573		
	New Era	46	45	59	34	51	52	111	69	86	72	86	109	169	149	255	230	863	760	1623		
	Ras Abebe Aregay	20	20	29	22	22	23	15	28	17	26	15	17	27	35	40	39	185	210	395		
	Timhirt Bilchita	4	18	3	11	4	10	3	13	6	12	8	17	23	29	40	35	91	145	236		
Yealem Berhan	29	26	10	25	16	36	32	23	26	27	30	33	37	45	40	39	220	254	474			
6	Atse Naod Primary	11	21	23	37	32	44	58	102	75	118	74	114	133	127	216	199	622	762	1384		
	Beherawi Betemengist	14	27	16	26	24	39	14	23	19	32	25	38	36	53	60	77	208	315	523		
	Kavor of Areminian	18	12	14	14	16	11	20	6	18	12	8	8					94	63	157		
	Mekane Eyesuse	29	19	29	31	25	20	16	19	17	20	28	25	21	38	16	37	181	209	390		
	My Little Angeles	58	32	51	32	32	32	30	27	19	16	17	14	19	15	17	18	243	186	429		



## Education Statistics Annual Abstract 2010 E.C (2017/18 G.C)

Sub-City	Woreda	SCHOOL	Grade 1		Grade 2		Grade 3		Grade 4		Grade 5		Grade 6		Grade 7		Grade 8		TOTAL		Total
			M	F	M	F	M	F	M	F	M	F	M	F	M	F	M	F	M	F	
Arada	6	Nazreth school	0	119	0	114	0	113	0	112	0	116	0	112	0	122	0	104	0	912	912
		Radical	58	77	85	35	51	45	42	44	41	44	38	46	30	44	42	47	387	382	769
		Super Holly Savior									38	20	41	38	44	40	44	30	167	128	295
	7	Abune Gorgorios	86	94	99	82	104	84	74	83	72	58	74	66	44	56	36	31	589	554	1143
		Behere Ethiopia	38	50	39	42	32	52	47	82	35	91	41	83	47	82	49	118	328	600	928
		Kebena	16	28	15	27	33	59	14	77	38	74	30	74	46	68	36	119	228	526	754
		Kidane Miheret	60	45	56	41	31	29	31	24	24	35	24	29	25	32	24	28	275	263	538
		Supper Little Flower	22	17	18	16	18	9	12	11	10	12	10	15	10	11	9	13	109	104	213
		Yetnebersh Modern Academy	28	15	15	12	19	17	13	12	15	6	11	11	7	11	8	7	116	91	207
		8	Menbere Mengist Kidus Gebriel	71	46	65	60	53	49	51	36	34	36	39	42	40	41	51	29	404	339
	Meskerem		22	41	24	48	25	36	21	39	35	51	18	51	41	42	39	75	225	383	608
	9	Dagmawi Menelik	12	21	16	33	21	24	34	33	38	34	23	45	53	64	49	75	246	329	575
		Holly Trinity Cathedral	54	54	46	61	52	52	47	64	44	52	63	68	74	77	90	82	470	510	980
		Mehal Ginfile	19	19	16	22	19	21	17	33	24	23	14	27	13	33	22	30	144	208	352
	10	Melkam Ermejachen	25	30	28	30	42	43	21	31	34	43	30	22					180	199	379
	<b>Total Arada</b>			<b>1737</b>	<b>1892</b>	<b>1714</b>	<b>1867</b>	<b>1594</b>	<b>1860</b>	<b>1583</b>	<b>1946</b>	<b>1559</b>	<b>1923</b>	<b>1498</b>	<b>2025</b>	<b>1816</b>	<b>2215</b>	<b>1958</b>	<b>2466</b>	<b>13459</b>	<b>16194</b>
Bole	1	Bole County	8	9	6	6	5	2	4	8									23	25	48
		Bole Kale Heywet	35	26	40	25	24	37	28	22	31	27	44	36	39	38	36	38	277	249	526
		Character Hall Mark	20	21	19	19	15	20	29	17	13	17	17	17	16	18	12	10	141	139	280
		Meles fere	105	113	83	78	70	66	70	62	73	95	87	111	83	99	88	131	659	755	1414
	2	Alpha Mesmat Yetesanachew	3	4	3	5	3	6	4	3	6	3	9	4	10	7	9	15	47	47	94
		Bright Future	14	16	11	13	10	10	14	15	10	15	14	6	10	18	17	8	100	101	201
		8-Mar	68	99	67	71	64	81	63	108	59	110	62	98	77	93	92	131	552	791	1343
		Prestigious Youth	34	36	34	32	36	35	24	28	38	36	36	34	37	35	34	53	273	289	562
		School of Tomorrow	57	66	57	58	69	61	36	41	37	43	41	24	28	42	26	31	351	366	717
	3	Berhaneh Zare	60	112	48	88	43	58	55	75	47	91	44	78	48	83	62	100	407	685	1092



## Education Statistics Annual Abstract 2010 E.C (2017/18 G.C)

Sub-City	Woreda	SCHOOL	Grade 1		Grade 2		Grade 3		Grade 4		Grade 5		Grade 6		Grade 7		Grade 8		Total		Total
			M	F	M	F	M	F	M	F	M	F	M	F	M	F	M	F	M	F	
Bole	3	Bole Debrsaleme/ Medha	12	18	16	14	13	6	15	15	17	12	15	11					88	76	164
		British International											18	27	17	11	13	17	48	55	103
		Gibson Accadamy	52	46	66	54	41	47	49	43									208	190	398
	4	Elon	40	41	41	46	39	33	24	38	29	15	10	21	7	19	12	13	202	226	428
		Hill Side	49	36	35	29	29	28	13	19	27	20	11	23	14	24	24	15	202	194	396
		Maria Rubatto	45	53	58	52	39	41	47	39	22	40	47	34	25	57	35	38	318	354	672
		Misirak Dil	31	54	42	81	57	76	51	58	63	118	42	125	58	119	72	131	416	762	1178
		St Mark	13	8	4	4	3	2											20	14	34
	5	Abaqira	6	10	14	5	6	7	7	6	7	5	5	10	6	5	7	10	58	58	116
		Addis Raey	54	64	58	102	50	83	47	80	44	64	43	72	37	77	62	124	395	666	1061
		Gibson yoth acadamy	27	33	51	45	41	42	57	43	73	64	73	69	79	61	44	57	445	414	859
		Glory	24	22	35	29	20	26	30	27	28	17	22	28	23	22	24	16	206	187	393
		Kidist Mariam	3	5	11	6	8	8	6	4	8	9	7	1	5	4	16	10	64	47	111
		Maya	11	13	9	6	9	5	6	9	1	3	5	2	2	3	4	1	47	42	89
		Nura	10	11	6	11	10	8	10	13	1	11	5	5	6	2	3	2	51	63	114
		One planet International	31	21	23	25	15	19	22	28	16	23	11	10	9	19	7	12	134	157	291
	6	Ewket Chora	5	6	7	8	4	11	9	6	7	2	8	4	1	4	2	4	43	45	88
		Kidist Mariam	5	8	5	6	5	8	10	13	12	15	5	12	15	4	15	18	72	84	156
		Lion Heart	6	9	5	4	4	5	1	2	2	0							18	20	38
		Makdil	16	16	15	15	14	13	13	9	11	6	12	11	7	12	10	15	98	97	195
		Misrak Ber No.2	30	45	40	55	66	81	65	99	78	116	68	109	75	136	109	144	531	785	1316
		Pillar	19	14	22	9	17	17	14	15	11	10	6	13	13	6	11	10	113	94	207
		Vision	63	70	70	81	80	72	73	77	70	68	68	65	58	73	66	59	548	565	1113
	7	Alpha Unique	28	30	25	26	19	17	25	14									97	87	184
		Gedam Stawiyen	119	149	78	117	64	146	72	159	97	155	141	177	163	138	225	241	959	1282	2241
		Glow	15	10	11	8	15	1	6	6									47	25	72
		Haweton	27	23	24	33	28	27	22	24	25	21	21	24	18	16	21	20	186	188	374
Macmillan Jackross Branch		6	9	6	5	12	1	7	11	11	2	3	3	9	7	13	7	67	45	112	
Maranata		10	11	5	6	9	10	10	8	8	10	9	5	9	8	11	7	71	65	136	



## Education Statistics Annual Abstract 2010 E.C (2017/18 G.C)

Sub-City	Woreda	SCHOOL	Grade 1		Grade 2		Grade 3		Grade 4		Grade 5		Grade 6		Grade 7		Grade 8		Total		Total
			M	F	M	F	M	F	M	F	M	F	M	F	M	F	M	F	M	F	
Bole	7	MerryLand	36	34	23	27	23	20	23	21	17	16	22	13	14	14	11	6	169	151	320
		Meserak Ber No. 1	62	52	34	58	62	65	57	61	59	64	63	66	60	82	81	98	478	546	1024
		My Future	19	11	12	13	10	4	5	3									46	31	77
		Our Era	14	11	12	10	13	19	16	12	15	19	18	13	12	20	13	10	113	114	227
		Third millennium	16	23	22	18	14	13	12	16										64	70
	8	Deborah	45	52	49	40	42	41	37	46	32	45	27	45	35	33	42	49	309	351	660
		deliverance	8	13	10	19	11	6	15	17	6	12	11	12	13	15	13	15	87	109	196
		Fountain Of Knowledge	79	66	85	80	56	62	68	73	50	56	48	49	53	53	58	38	497	477	974
		Nations New Hope	9	19	22	25	13	13	12	16	10	5	7	7	3	13	8	14	84	112	196
		Phlipher International	40	30	36	16	20	18	14	12	8	10	11	8	2	7			131	101	232
		Safari	190	180	157	154	162	134	130	151									639	619	1258
		safari academy									106	111	86	87	83	75	101	126	376	399	775
		Trillium International	30	21	14	25	10	24	24	20	18	13	15	12	8	10	9	12	128	137	265
		Vision Academy	28	34	24	33	23	25	18	13	29	17	15	17	9	13	16	7	162	159	321
		Young Rout English	78	51	51	49	49	49	54	32	36	34	49	35	33	21	30	32	380	303	683
	9	Bole Addis	186	228	160	209	185	208	140	221	143	211	140	224	158	192	162	232	1274	1725	2999
		Bole Genet	29	16	16	14	18	16	8	14									71	60	131
		Deliverance	39	46	42	31	35	38	38	26	25	24	24	31	28	24	35	28	266	248	514
		Elshaday	35	33	21	18	16	23	8	17									80	91	171
		Ethio Harvard	29	24	18	23	21	25	11	16	12	22	16	20	14	15	17	14	138	159	297
		Ethio Youth	28	10	14	16	13	13	11	12									66	51	117
		Goro	366	482	270	349	247	393	290	376	315	385	257	351	296	376	236	348	2277	3060	5337
		Harmony Hills	43	35	52	54	45	43	46	50	38	40	25	30	20	15	16	12	285	279	564
		Nisir New Generation	14	15	13	10	8	11	8	4									43	40	83
		Pishon	23	16	21	13	13	12	4	7									61	48	109
		Raey	13	23	21	17	18	18	18	20									70	78	148
	Shibu Ejersa	65	51	55	66	45	46	38	38	38	33	21	28	33	35	40	33	335	330	665	
	10	B.B.S	38	46	40	30	37	32	28	34	51	74	24	19	20	19	11	14	249	268	517
		Beshale	42	55	57	58	38	44	23	24	15	23	15	19	8	10			198	233	431
		Cheffee	266	264	117	167	135	151	170	157	120	149	115	154	117	155	107	143	1147	1340	2487
		Deliverance	9	13	12	10	9	4											30	27	57



## Education Statistics Annual Abstract 2010 E.C (2017/18 G.C)

Sub-City	Woreda	SCHOOL	Grade 1		Grade 2		Grade 3		Grade 4		Grade 5		Grade 6		Grade 7		Grade 8		Total		Total
			M	F	M	F	M	F	M	F	M	F	M	F	M	F	M	F	M	F	
Bole	10	Ethio- China Friendship	65	72	131	160	109	164	107	146	78	148	89	141	100	167	66	99	745	1097	1842
		Meri	166	156	90	125	101	140	103	116	72	122	55	125	78	108	130	161	795	1053	1848
		Safari	82	96	86	92	71	70	54	66	53	61	46	42	38	36	25	22	455	485	940
		Yeka Bole	52	46	50	52	55	40	70	54	36	32	32	18	13	11	8	14	316	267	583
		Yirgalem Acadamy	8	4	1	5	3	3	5	4									17	16	33
	11	Adiss vision	22	19	24	34	22	32	9	10	19	12	9	16	19	17	25	18	149	158	307
		Al-Imran Academy	8	12	10	9	4	8	4	5									26	34	60
		Arabasa	129	139	56	54	48	52	67	75	50	65	55	59	38	58	53	54	496	556	1052
		Glow acadamy	17	16	7	10	4	8	6	7	16	10	11	12	6	3			67	66	133
		Harmeniyouys life	57	42	37	43	31	38	41	30									166	153	319
		Harmonious Life									23	38	22	29	19	25	20	21	84	113	197
		Lemi	95	81	76	88	113	83	64	54	53	54	46	35	58	57	44	51	549	503	1052
	12	Activate Academy	38	29	31	33	28	20	17	18									114	100	214
		Auxilium Catholic	43	70	49	61	60	56	35	71	46	61	53	50	40	63	32	54	358	486	844
		Bole Bulbula Medhanealem	48	43	36	23	32	24	20	23	20	25	4	16					160	154	314
		Bole Woregenu	87	84	60	76	75	91	72	87	73	68	76	75	64	84	76	93	583	658	1241
		Bright Brain	19	19	14	13	12	15	14	13	6	20	15	5	10	12	4	15	94	112	206
		Eleshadey Youth Academy	10	7	6	4	3	3	3	5	2	11							24	30	54
		Ememuz Academy	13	14	15	15	9	8	7	13	8	4	7	5	8	9	6	9	73	77	150
		Getachew Sheri	12	13	9	8	7	4	3	4									31	29	60
		KB Academy	48	45	33	33	43	22	30	16	24	30	34	22	28	39	22	22	262	229	491
		Rohobot Academy	16	21	13	11	3	6	1	5									33	43	76
		School of Aygoda	34	41	34	21	28	26	39	19	28	32	18	16	13	24	24	17	218	196	414
	YeBulbula Raey	227	355	135	152	146	175	143	185	144	188	121	185	145	174	140	202	1201	1616	2817	
	13	Addis Globale	47	49	35	44	39	52	36	33	34	34	32	32	25	17	30	31	278	292	570
		Atse zereyakob	8	4	3	2	2	6	1	4									14	16	30
		Bole Community	56	55	78	66	47	71	72	89	69	84	76	94	95	76	119	191	612	726	1338
		Bole Gerji	169	187	200	229	169	220	198	215	191	280	171	275	195	297	220	325	1513	2028	3541
		Embute									12	20	25	18	33	20	20	22	90	80	170
		Embute-2	19	28	13	15	16	8	15	22									63	73	136



## Education Statistics Annual Abstract 2010 E.C (2017/18 G.C)

Sub-City	Woreda	SCHOOL	Grade 1		Grade 2		Grade 3		Grade 4		Grade 5		Grade 6		Grade 7		Grade 8		TOTAL		Total
			M	F	M	F	M	F	M	F	M	F	M	F	M	F	M	F	M	F	
Bole	13	Gateway	10	21	11	14	10	18	15	9	18	13	8	6	15	10	13	8	100	99	199
		Mihret Primary School	15	20	13	10	8	7	3	4									39	41	80
		Sophists	11	19	12	13	11	9	9	12	5	6	12	6	3	4			63	69	132
		Super International	40	40	36	20	22	30	28	17	22	23	17	14	17	21	14	17	196	182	378
		Tikuret	26	15	23	18	16	22	20	19	18	14	13	16	13	13	14	17	143	134	277
		X-Less Educational Empire	19	23	26	47	23	32	18	16	9	19	11	15	11	17	16	17	133	186	319
	14	British International	36	30	39	42	39	34	28	27	15	29							157	162	319
		council	19	13	5	18	8	11	10	6	4	6	5	5	8	12	8	8	67	79	146
		Country	25	29	33	30	30	34	33	23	25	25	17	13	32	13	18	16	213	183	396
		Ethio Parent s'	84	70	89	94	85	79	68	77	73	80	72	81	89	87	94	90	654	658	1312
		hamona	7	12	9	4	5	9	10	11	7	1	7	4					45	41	86
		Hidase	82	170	78	109	66	117	95	156	70	142	115	157	121	182	165	244	792	1277	2069
		Super Holy Seviar	23	19	33	23	26	36	30	35	32	35	31	34	39	35	37	22	251	239	490
		Unity	43	46	46	42	13	23	25	18	24	25	11	8	14	6	11	9	187	177	364
<b>Total Bole</b>			<b>5075</b>	<b>5565</b>	<b>4415</b>	<b>4891</b>	<b>4089</b>	<b>4692</b>	<b>3992</b>	<b>4572</b>	<b>3504</b>	<b>4423</b>	<b>3334</b>	<b>4138</b>	<b>3410</b>	<b>4154</b>	<b>3642</b>	<b>4588</b>	<b>31461</b>	<b>37023</b>	<b>68484</b>
Gull elie	1	Brighten academy	25	22	56	41	23	17	27	29									131	109	240
		Dill Betigil	112	171	107	139	79	128	102	113	105	164	119	161	122	136	197	255	943	1267	2210
		Entoto Mariam	51	51	31	43	29	27	18	25	15	10							144	156	300
		London	36	48	23	18	16	24	9	11	8	9							92	110	202
		Quskuam Taytu Bitul	69	81	64	75	71	57	126	105	82	95	114	94	132	105	102	126	760	738	1498
	2	Addis Tesfa	35	45	36	33	32	50	39	64	54	55	54	64	41	56	26	29	317	396	713
		Entoto Wongelawit	30	32	33	22	21	26	26	26	28	31	27	22	35	32	30	27	230	218	448
		Miskaye Hizunan	84	81	109	106	112	104	115	118	111	125	122	134	137	100	193	270	983	1038	2021
		Voice For Street Children									11	16	6	15	17	21	14	17	48	69	117
	3	Atse Nakutoleab	22	33	22	22	12	19	19	19	25	15	22	31	25	29	28	52	175	220	395
		Belatena	44	43	39	42	45	46	46	40	33	39	49	55	41	31	23	26	320	322	642
		jerusalem	90	104	89	96	63	92	115	108	123	142	141	151	148	124	127	180	896	997	1893
		Miracle	17	15	6	15	5	6	2	4									30	40	70
		Tsehay Chora	55	50	15	63	42	84	58	94	49	139	34	90	60	124	44	130	357	774	1131



## Education Statistics Annual Abstract 2010 E.C (2017/18 G.C)

Gullelie Sub-City	Woreda	SCHOOL	Grade 1		Grade 2		Grade 3		Grade 4		Grade 5		Grade 6		Grade 7		Grade 8		Total		Total	
			M	F	M	F	M	F	M	F	M	F	M	F	M	F	M	F	M	F		
			3	Voice For Street Children	15	20	15	20	27	22	19	27										
4	Atse Libne Dingil	24	49	16	41	15	24	20	37	17	47	24	46	38	44	39	59	193	347	540		
	Atse Teklegiorgis	46	30	21	33	38	31	32	32	41	29	39	32	32	48	23	30	272	265	537		
	Super holy savior	51	38	26	31	44	38	39	29	13	6	4	5	2	5			179	152	331		
5	Addis Birhan	67	77	69	69	62	75	89	108	73	80	100	103	119	91	116	140	695	743	1438		
6	Addis Zemen	63	98	65	93	96	113	99	99	107	110	91	111	82	127	99	162	702	913	1615		
	Entoto Fredem	15	15	10	17													25	32	57		
	Tinsae	8	15	3	10	16	14	13	18									40	57	97		
7	Addis Tesfa Kokeb	7	14	4	7	13	9											24	30	54		
	Amigonian	62	36	56	51	59	31	58	42									235	160	395		
	Elbethel	106	82	80	52	80	66	77	41	75	51	65	55	63	41	63	45	609	433	1042		
	Ethiopian Hidasie	58	92	62	68	66	59	88	86	94	97	83	88	77	94	139	157	667	741	1408		
	Hamle 19/67	89	131	99	105	65	103	71	107	63	93	71	96	72	100	78	88	608	823	1431		
	Lazarist Catholic	36	21	66	52	70	43	55	39	84	64	83	58	90	61	112	87	596	425	1021		
	St Mary Catholic	0	104	0	152	0	101	0	149	0	148	0	150	0	125	0	112	0	1041	1041		
8	Belay Zeleke	64	119	50	101	71	62	73	87	76	112	70	116	73	116	109	136	586	849	1435		
	Birhane Hilina	120	100	89	107	81	109	138	120	77	128	102	123	112	119	142	166	861	972	1833		
	Focus	33	33	33	31	13	7	19	18									98	89	187		
	Hope Land	32	16	25	18	17	9	14	11									88	54	142		
	Rufael Holysaviour	42	37	26	33	28	27	26	10	24	17	16	16	18	20	28	16	208	176	384		
	Siblings	20	18	26	14	12	15	13	11									71	58	129		
	Addis Ababa No 1	23	26	21	27	24	25	21	36	29	39	42	53	31	42	38	59	229	307	536		
	Addis Ababa No.2	25	39	22	38	36	41	30	42	17	41	25	47	31	44	32	27	218	319	537		
	Enat	35	21	37	11	25	16	25	21	29	22	20	26					171	117	288		
	Ethio-parent	49	42	57	52	33	33	50	38	42	36	38	38	45	45	43	43	357	327	684		
	Gullelie Holysaviour	37	26	43	37	28	29	33	32	21	24	23	44	25	0			210	192	402		
	Hop Land academy	18	12	14	9	11	11	6	3	10	56	6	10					65	101	166		
9	K/Azmach Andarge Woldegiorgis	67	48	61	55	59	48	49	42	34	45	41	31	48	52	44	39	403	360	763		
	Kelem Amba	24	39	22	28	28	29	25	34	25	52	32	28	93	40	43	57	292	307	599		



## Education Statistics Annual Abstract 2010 E.C (2017/18 G.C)

Sub-City	Woreda	SCHOOL	Grade 1		Grade 2		Grade 3		Grade 4		Grade 5		Grade 6		Grade 7		Grade 8		TOTAL		Total	
			M	F	M	F	M	F	M	F	M	F	M	F	M	F	M	F	M	F		
Gullelie	9	Medhanealem	63	132	98	134	78	164	98	157	94	162	132	192	144	233	174	300	881	1474	2355	
		Meleket	7	4	5	3													12	7	19	
		Merewa	32	22	32	70	24	28	20	15										108	135	243
		Phase	16	20	68	56	14	14												98	90	188
		School Of Tomorrow					1	4	6	9	12	22	19	22	11	14	17	15	66	86	152	
		Sumeya	51	55	52	48	60	27	23	36	35	41	29	37	27	39	25	12	302	295	597	
		Three S	7	6	7	4	8	5	4	6									26	21	47	
	10	Enat													22	29	36	21	58	50	108	
		Ezop	20	13	14	12	9	7	4	7	4	11							51	50	101	
		Fikir	39	36	50	36	22	26	39	28	30	33	23	24	24	33	22	11	249	227	476	
		Imperial											17	10	35	33	13	25	65	68	133	
		Mieraf	45	69	40	48	34	45	59	58	37	33	24	39	39	32	37	69	315	393	708	
		Wendim Gashe	14	11	12	13	10	12	11	11	11	10	9	10	10	11	13	18	90	96	186	
		Yenegew Fre	16	12	6	8	13	11	6	11	9	16	15	17	15	12	14	15	94	102	196	
	<b>Total Gullelie</b>			<b>2216</b>	<b>2554</b>	<b>2132</b>	<b>2509</b>	<b>1940</b>	<b>2213</b>	<b>2154</b>	<b>2413</b>	<b>1827</b>	<b>2465</b>	<b>1931</b>	<b>2444</b>	<b>2136</b>	<b>2408</b>	<b>2283</b>	<b>3021</b>	<b>16619</b>	<b>20027</b>	<b>36646</b>
Kirkos	1	Abiyot Ermija	22	40	20	37	13	26	27	29	17	24	21	24	21	33	22	37	163	250	413	
		Aste Tewodros	139	134	90	95	66	89	52	91	77	104	71	75	98	99	90	107	683	794	1477	
		Geric	48	36	47	49	50	36	57	35	40	36	39	40					281	232	513	
		Kids Paradise	28	29	31	25	14	11	10	19	13	11	15	17	12	14	15	8	138	134	272	
		Urael	9	28	4	20	10	13	9	16	15	21	18	17	11	18	13	25	89	158	247	
	2	Assay Public	52	67	63	69	78	58	69	70	74	63	58	45	85	75	57	67	536	514	1050	
		Dandi Boru	99	99	94	108	97	93	95	65	71	81	92	87	71	69	78	77	697	679	1376	
		Hamle 1	14	13	11	16	4	18	14	16	10	11	15	13	19	18	18	16	105	121	226	
		Netsanet Birhan	96	152	69	176	63	134	82	120	83	130	64	147	81	135	80	153	618	1147	1765	
		Temenja Yazh	28	40	24	24	29	37	23	33	39	52	52	48	31	56	42	73	268	363	631	
	3	Adey Abeba	32	21	23	34	28	28	18	25	25	21	22	22	17	27	22	19	187	197	384	
		Choice	31	18	19	15	11	13	13	9	22	18	10	18	8	15	9	9	123	115	238	
		Future Talent	32	39	33	52	38	34	26	35	34	35	32	26	46	31	23	20	264	272	536	
		Joy	9	25	16	17	19	18	17	16	13	13	6	11	6	9	7	5	93	114	207	
		Mercy	13	10	7	10	9	4	9	3									38	27	65	





## Education Statistics Annual Abstract 2010 E.C (2017/18 G.C)

Sub-City	Woreda	SCHOOL	Grade 1		Grade 2		Grade 3		Grade 4		Grade 5		Grade 6		Grade 7		Grade 8		TOTAL		Total
			M	F	M	F	M	F	M	F	M	F	M	F	M	F	M	F	M	F	
Kirkos	3	Yetebaberut	48	71	29	55	47	51	28	50	33	57	37	58	44	48	38	34	304	424	728
	4	Birhan International	26	30	37	30	27	22	20	18	14	27	23	17	13	15	10	17	170	176	346
		Delight Youth	12	12	9	12	14	10	8	8	3	9	7	6	9	4	5	3	67	64	131
		Rafidem Youth	10	12	12	19	20	18	16	11	16	12	15	10	15	10	11	16	115	108	223
		Soliyna	37	37	52	37	36	35	43	27	17	22	26	31	16	22	18	25	245	236	481
		Tibeb Gebeya	20	21	18	17	18	16	17	20	25	16	21	35	20	25	22	25	161	175	336
		Werha Yekatit	22	37	28	32	31	31	27	47	28	54	34	43	38	49	54	59	262	352	614
		Yewket Fana	23	44	24	28	35	37	14	32	29	33	27	44	41	44	25	44	218	306	524
	5	Chabod					25	25	17	22	17	13	13	16	24	14	13	9	109	99	208
		Chabod School No. 2	37	20	24	24													61	44	105
		Ewket Minch	52	88	39	75	48	82	34	64	76	89	57	74	49	95	83	122	438	689	1127
		Meserete Ethiopia	61	120	58	76	56	88	55	91	51	92	51	103	48	110	57	111	437	791	1228
		School of Tomorrow							23	31	49	77	47	64	40	30	35	31	194	233	427
	6	Sunny Side	88	96	83	79	74	118	63	61	87	75	83	76	79	90	63	70	620	665	1285
		Agazian No.1	38	42	52	53	56	61	68	66	69	57	77	78	85	73	57	83	502	513	1015
		intellectual kindergarter	32	30	21	30	35	19	20	32	18	24	21	18	24	22	50	48	221	223	444
		Shimels Habte	2	12	5	19	6	17	13	19	17	19	26	37	34	26	36	36	139	185	324
	7	Yeneta	41	13	14	19	22	21	14	25	17	20	16	14	11	8	12	7	147	127	274
		Edget Behibret	12	22	19	13	13	24	23	22	20	25	19	34	30	27	32	31	168	198	366
		8	Brass Youth	27	30	27	27	16	26	14	16	15	14	20	15	9	10	5	12	133	150
	8	Tinsae Birhan	13	11	6	14	9	15	6	8	6	12	14	25	14	18	18	28	86	131	217
		Yelibe Fana	86	35	32	87	40	63	37	82	53	79	40	101	52	87	80	100	420	634	1054
	9	Biherawi	45	42	38	41	23	44	46	44	33	58	34	61	51	50	58	44	328	384	712
		New Grand	21	35	26	26	27	25	19	23	18	5	13	17	8	14	11	15	143	160	303
		St.Joseph	104	0	108	0	108	0	108	0	111	0	108	0	150	0	144	0	941	0	941
	10	Blue Bird No.1	72	71	69	62	66	63	61	69									268	265	533
		Felege Yordanos	122	245	68	114	58	136	72	126	101	167	74	181	84	177	119	255	698	1401	2099
		New Life	18	21	13	13	9	10	11	17	15	9	8	8	15	16	13	7	102	101	203
		Walia	27	38	37	41	29	41	38	41	32	40	38	45	33	31	43	51	277	328	605
	11	Blue Bird									51	66	47	47	55	61	38	53	191	227	418



## Education Statistics Annual Abstract 2010 E.C (2017/18 G.C)

Sub-City	Woreda	SCHOOL	Grade 1		Grade 2		Grade 3		Grade 4		Grade 5		Grade 6		Grade 7		Grade 8		TOTAL		Total
			M	F	M	F	M	F	M	F	M	F	M	F	M	F	M	F	M	F	
Kirkos	11	Fre Genet	11	16	6	12													17	28	45
		Wondmama	15	24	25	22	29	31	26	22	21	29	28	24	20	23	25	20	189	195	384
	<b>Total Kirkos</b>		<b>1774</b>	<b>2026</b>	<b>1530</b>	<b>1824</b>	<b>1506</b>	<b>1741</b>	<b>1462</b>	<b>1676</b>	<b>1575</b>	<b>1820</b>	<b>1539</b>	<b>1872</b>	<b>1617</b>	<b>1798</b>	<b>1651</b>	<b>1972</b>	<b>12654</b>	<b>14729</b>	<b>27383</b>
Koffe-Keranio	1	Abune Basilious	340	403	274	363	433	288	500	635	249	295	193	272	225	300	253	324	2467	2880	5347
		Best	29	31	34	31	15	17	10	13									88	92	180
		Beteseb													73	79	57	79	130	158	288
		Biruh Tesfa	64	82	84	111	76	119	99	90	81	109	90	107	111	128	108	116	713	862	1575
		Ishan	22	21	21	23	20	22	22	21	32	23	18	24	22	25	14	22	171	181	352
		Joint Vision	69	57	60	66	51	51	51	69	46	56	52	47	50	42	47	41	426	429	855
		Mar Youth	18	23	16	12	9	9	6	3									49	47	96
		Tigat No1	73	61	65	70	31	57	45	42	59	80	53	63	45	50	32	57	403	480	883
		Tigat No2	42	36	23	30	47	20	26	33									138	119	257
	2	Adteam	18	28	16	25	15	19	18	16									67	88	155
		Beteseb	93	90	87	76	74	64	72	75	79	82	60	60					465	447	912
		East Africa	26	25	17	15	8	14	16	13									67	67	134
		Ethio Hopes	53	61	39	42	28	34	21	16									141	153	294
		Hidase	197	210	160	170	129	171	108	135	133	173	123	128	97	119	135	168	1082	1274	2356
		Meweda	50	79	52	63	63	66	62	44	60	73	64	64	55	52	48	60	454	501	955
		Repi Abel	45	63	82	87	51	69	64	69	84	98	75	96	72	85	30	21	503	588	1091
		Repi kalhiwot	12	8	21	16	19	20	22	18									74	62	136
		Rohobot Tiruye	6	7	9	3			9	3									24	13	37
	3	Alefeba	40	40	24	37	17	21	16	17									97	115	212
		Amanuel	4	6			10	11	6	4	21	20	19	21	22	35	20	37	102	134	236
		Andalus Accadamy	47	43	46	40	40	46	25	18									158	147	305
		Aplas	22	13	12	5	8	6	3	2									45	26	71
		Atlas	55	57	47	49	38	43	54	33	51	46	40	44	40	44	48	48	373	364	737
		Boaz	16	22	21	20	10	11	7	10	14	17	11	1	3	4			82	85	167
		Bright hope	52	43	29	34	22	23	18	15									121	115	236
		Cheriorched	10	11	10	9	8	6	5	4									33	30	63
	Future Generation hope	15	21	12	27	15	16	19	12	40	35	43	31	30	45	39	36	213	223	436	



## Education Statistics Annual Abstract 2010 E.C (2017/18 G.C)

Sub-City	Woreda	SCHOOL	Grade 1		Grade 2		Grade 3		Grade 4		Grade 5		Grade 6		Grade 7		Grade 8		TOTAL		Total
			M	F	M	F	M	F	M	F	M	F	M	F	M	F	M	F	M	F	
Kofe-Keranio	3	Hameza	12	16	16	7	12	10	13	13	16	4	11	13	7	8	3	12	90	83	173
		Kara Kore	174	223	191	214	189	227	172	281	154	205	196	190	204	244	203	280	1483	1864	3347
		Mesty key	11	9	6	7	14	8	3	8									34	32	66
		Mumetaz	28	21	27	24	24	21	16	19									95	85	180
		Muse	41	84	24	68	25	53	29	50	36	51	39	48	28	49	34	66	256	469	725
		Repi	239	239	165	200	200	239	187	194	225	254	306	286	309	351	344	441	1975	2204	4179
		Repi japan	304	370	191	192	210	220	192	194	194	228	176	175	175	202	166	263	1608	1844	3452
		River Land	5	7	6	3	1	7											12	17	29
		St Gebreal	10	4	4	5	4	4			1	3			3	3			22	19	41
	Tesfa Ber	13	10	9	12	12	12	3	6									37	40	77	
	4	Alpha keranio	90	158	75	133	68	68	70	111	86	99	105	85	112	150	103	129	709	933	1642
		Apple	35	32	17	17	20	21	9	12									81	82	163
		Birlliant	10	5	2	5	4	4	5	1									21	15	36
		Equilibrium	26	19	12	10	15	10	13	16	21	14	12	17	20	9	9	14	128	109	237
		Iman	32	27	20	32	17	22	15	24	19	24	18	22	15	15	5	22	141	188	329
		jemmo Shemachoch no- 4									9	14	22	12	15	11	10	14	56	51	107
		Jemmo shemachoche no.1	21	17	17	13	14	19	23	9									75	58	133
		Jemo	310	407	226	306	250	330	275	328	204	332	247	323	31	67	50	62	1593	2155	3748
		Lemma Negawo	16	10	8	13	11	11	10	8	16	17	16	10	5	11	8	10	90	90	180
		Rising Sun	23	14	24	21	22	18	23	20									92	73	165
		Sun flower	19	76	14	34	14	33	12	67	28	60	26	67	23	62	26	110	162	509	671
		Yehimdar	50	45	44	50	45	40	45	45									184	180	364
		Yehimdar No 2									55	48	40	41	41	50	44	51	180	190	370
		Yetewelde (5-8)									70	94	79	75	71	91	87	82	307	342	649
	Yetiwled Tesfa(1-4)	59	57	60	56	51	50	55	56									225	219	444	
	Zeneas	21	16	23	13	18	17											62	46	108	
	5	Addis Hiwot	75	87	59	56	59	79	79	99	61	111	66	94	69	106	65	109	533	741	1274
		Akaki kalehiwot	65	127	51	81	57	81	56	80	48	99	32	95	54	115	55	40	418	718	1136
		Awoliya No.2	32	29	29	31	25	25	29	28	29	22	17	24	37	29	29	37	227	225	452



## Education Statistics Annual Abstract 2010 E.C (2017/18 G.C)

Sub-City	Woreda	SCHOOL	Grade 1		Grade 2		Grade 3		Grade 4		Grade 5		Grade 6		Grade 7		Grade 8		Total		Total
			M	F	M	F	M	F	M	F	M	F	M	F	M	F	M	F	M	F	
K o l f e - K e r a n i o	5	Emebizuhan	33	78	26	57	25	43	17	40	27	23	31	28	24	39	30	52	213	360	573
		Merit	33	20	37	20	31	25	33	31	35	31	27	22	35	31	38	45	269	225	494
		Success	19	16	14	10	13	8	4	5	6	9	7	4					63	52	115
		Tesfa Dirjit	54	74	52	46	48	50	50	51	27	28	24	28	26	28	21	42	302	347	649
		Time acadami	59	76	31	34	46	41	37	38	60	57	53	56	63	59	91	111	440	472	912
	6	Beteseb	53	61	44	50	42	50	32	34	25	36	21	22	28	19	16	17	261	289	550
		Bikolos	69	63															69	63	132
		Blkolos nur No 2			66	60	55	57	64	57									185	174	359
		Fruits	34	37	29	39	31	33	28	27	29	28	23	27	22	31	26	42	222	264	486
		Olive	15	26	25	27	24	14	24	13	16	11	12	13	18	12	25	14	159	130	289
		Renaissance	59	53	49	69	58	50	70	68	54	47	62	39	44	36	36	43	432	405	837
		Woyra	135	223	106	167	100	129	96	129	132	144	123	162	142	195	142	247	976	1396	2372
		Yemane Birhan	181	245	124	174	129	174	143	184	121	158	146	183	150	143	169	256	1163	1517	2680
	7	Abune Gorgorious	49	28	33	25	33	32	22	12									137	97	234
		Addis tesfa	118	135	96	102	99	126	132	128	113	133	127	124	109	120	81	104	875	972	1847
		Al-Afiya	81	67	66	78	53	55	36	34									236	234	470
		Batel	157	179	81	93	82	76	76	62	74	89	65	69	82	52	62	56	679	676	1355
		Bikolos Nur									43	64	56	49	42	52	41	52	182	217	399
		Birhan	8	14	3	9	8	7	4	3									23	33	56
		Dahlia	35	29	33	22	26	27	25	24	20	17	25	17	23	16	16	8	203	160	363
		Omega	38	23	24	33	31	22	28	40	20	25	30	27	13	22	20	19	204	211	415
		Victory academy	30	43	45	44	48	46	36	44	40	38	45	40	37	33	44	42	325	330	655
	8	Babelle	8	12	5	5													13	17	30
		Eseke	47	56	40	30	29	38	20	37	17	35	15	28	15	13	5	13	188	250	438
		K/M/Alem Primary School	315	389	287	309	297	344	257	309	276	333	271	299	264	339	225	388	2192	2710	4902
		Preskela	9	13	6	8	9	11	4	3									28	35	63
		Yididya	31	29	24	21	15	18	9	5									79	73	152
	9	AL of Home(5-8)									18	17	5	4	5	3			28	24	52
		Family No 1	58	43	49	43	47	43	41	34									195	163	358
Family no2										39	42	42	32	40	42	63	44	184	160	344	



## Education Statistics Annual Abstract 2010 E.C (2017/18 G.C)

Sub-City	Woreda	SCHOOL	Grade 1		Grade 2		Grade 3		Grade 4		Grade 5		Grade 6		Grade 7		Grade 8		TOTAL		Total
			M	F	M	F	M	F	M	F	M	F	M	F	M	F	M	F	M	F	
Kofe-Keranio	9	Kebron Academy	20	14	13	13	12	14	9	6	10	3	4	6	2	3			70	59	129
		Meserete Ediget	175	211	153	160	119	174	127	204	152	176	136	142	143	184	195	162	1200	1413	2613
		Moonlight international	25	39	22	23	32	29	23	22	16	18	16	17	10	8	12	10	156	166	322
		Tinbite Ermias	19	32	18	39	31	28	42	46	39	40	29	55	41	53	46	53	265	346	611
		unity(1-4)	39	41	46	58	44	35	37	47									166	181	347
		unity(5-8)									43	40	45	31	38	42	28	35	154	148	302
	10	Huda	21	14	23	20	6	4	3	6									53	44	97
		Little Star	42	46	39	44	19	20	21	15	15	23	12	12	17	16	7	6	172	182	354
		Pyramid Academy	10	15	10	11	9	8	11	7	6	10	8	7	7	6	6	13	67	77	144
		Selam ber	356	302	279	221	195	230	201	188	179	197	163	169	208	205	163	238	1744	1750	3494
		Sewasew Birhan	35	33	18	21	20	20	10	10	15	11	16	7					114	102	216
	11	Abem Youth	33	27	38	34	23	27	38	37	25	25	13	12	10	13			180	175	355
		Noteredam	17	15	14	9	11	11	7	17	13	11	8	6	13	6	6	9	89	84	173
		Philipos	49	56	42	49	66	56	80	69	73	60	80	90	138	141	118	160	646	681	1327
		Sora Amba	245	270	168	184	167	155	160	151	176	170	154	153	62	87	37	65	1169	1235	2404
		Yeabeboch Fire	139	421	138	184	145	186	160	191	140	198	118	154	155	140	175	169	1170	1643	2813
	12	Ewket Wegene	90	157	63	118	79	106	126	128	96	125	71	106	102	100	88	164	715	1004	1719
		Kofe Mekane yesus	19	22	19	10	12	7	9	17									59	56	115
	13	AL- Qalem	32	33	34	28	15	23	22	13	15	12	13	16	17	17	8	20	156	162	318
		Ardi youth acadamy	60	38	40	33	19	29	17	18	9	7	3	5					148	130	278
		Asere Hawariat									40	44	66	80	60	75	52	64	218	263	481
		Asko progress	48	48	52	58	43	40	44	39	51	41	44	40	53	31	51	40	386	337	723
		Aster Bete fikir	51	40	35	53	41	45	46	42	42	40	26	48	34	38	33	27	308	333	641
		Bashewam primary	70	72	74	74	66	74	61	63	65	66	51	57	83	69	73	77	543	552	1095
		Biruh Raey	21	19	12	15	10	8	10	9									53	51	104
		Bisrat	69	89	62	96	51	81	74	87	69	72	69	99	88	110	73	94	555	728	1283
		Corner Stone	15	12	9	11	10	12	9	16	7	11	9	12	10	7	9	7	78	88	166
		Dagmawi Birhan	26	82	29	94	20	44	15	25	0	20	0	11					90	276	366
		Gibson Youth	35	30	54	48	33	39	50	34	34	31	40	28	24	24	26	26	296	260	556
		Gulele fana	70	97	73	80	71	53	49	60	52	90	46	88	49	85	67	84	477	637	1114



## Education Statistics Annual Abstract 2010 E.C (2017/18 G.C)

Sub-City	Woreda	SCHOOL	Grade 1		Grade 2		Grade 3		Grade 4		Grade 5		Grade 6		Grade 7		Grade 8		TOTAL		Total
			M	F	M	F	M	F	M	F	M	F	M	F	M	F	M	F	M	F	
	13	Icon	27	35	20	17	18	12	23	13	7	14							95	91	186
		Jerusalem Akato	2	6	4	1	2	3	2	2									10	12	22
		Mikililand	20	36	45	41	52	56	42	74	54	62	47	71	53	71	63	68	376	479	855
		Nechega	12	2	7	8	10	10	7	10	11	7	10	7	15	9	19	23	91	76	167
	14	Addis Fana	198	260	170	226	163	206	180	214	192	211	146	193	190	217	109	200	1348	1727	3075
		Fitawurari Habtegiorgis	278	348	266	288	247	287	265	343	225	267	310	306	245	342	288	372	2124	2553	4677
		Geez	12	7	8	14	13	11	7	17	8	3	8	11	8	2	6	11	70	76	146
		Hermolan	31	14	26	14	26	17	23	24	22	19	13	21	18	20	22	19	181	148	329
		Kebede Michael	12	19	13	12	10	10	12	12									47	53	100
		Mirror Academy	25	19	24	21	13	19	13	21	14	10	4	12	4	11	2	3	99	116	215
		Misheal	30	30	30	31	25	25	20	20	20	15	18	18	18	17	16	20	177	176	353
		School of mali No 1									15	25	22	18	25	21	34	25	96	89	185
		School of Mali No 2	43	23	35	42	25	23	36	33									139	121	260
		St.John	64	63	67	71	80	80	69	80	89	122	103	105	109	120	83	141	664	782	1446
Wisdom	19	20	15	13	18	21	19	14	14	9	12	16	12	19	26	36	135	148	283		
15	Africa Dream	7	7	4	11	12	9	6	5	7	5	5	7	9	12	16	20	66	76	142	
	Awelia	101	104	79	80	83	92	72	86	74	82	92	65	78	86	80	76	659	671	1330	
	Etho-Canada	28	19	43	46	35	22	37	29	27	27	43	18	32	16	24	21	269	198	467	
	Gulele Montosory	3	13	3	1	1	5	2	2									9	21	30	
	Kale	54	76	56	82	89	102	97	101	97	97	115	106	117	117	103	149	728	830	1558	
<b>Total Kolfe-Keranio</b>			<b>7664</b>	<b>9058</b>	<b>6468</b>	<b>7409</b>	<b>6288</b>	<b>6939</b>	<b>6319</b>	<b>7158</b>	<b>5671</b>	<b>6667</b>	<b>5647</b>	<b>6233</b>	<b>5543</b>	<b>6406</b>	<b>5387</b>	<b>7053</b>	<b>48987</b>	<b>56923</b>	<b>05910</b>
Lideta	1	Lideta Selam	9	10	21	17	18	39	32	64	33	58	32	55	46	74	60	105	251	422	673
		Limat Minch	26	34	37	33	33	33	24	51	18	34	31	45	22	24	22	19	213	273	486
		Meskerem 1	20	26	20	27	10	23	20	28	29	69	31	54	23	61	29	61	182	349	531
	2	Ethio canada	120	102	104	107	108	103	88	77	77	81	58	72	67	77	60	57	682	676	1358
		Hiltops	58	38	27	41	27	27	17	27	16	17	10	15	10	6	19	17	184	188	372
		Mezgebe Birhan	21	30	24	29	26	30	20	22	22	34	22	26	32	40	24	33	191	244	435
	3	Africa Birhan	40	34	41	50	36	28	24	55	36	58	39	49	20	32	24	23	260	329	589
		britanica acadamy	30	26	13	14	9	18	20	13									72	71	143
		Metebabab	12	25	15	29	21	26	29	31	33	33	44	57	52	53	43	53	249	307	556
		Omedla	25	30	21	22	33	21	20	35	24	26	28	28	15	25	25	21	191	208	399



## Education Statistics Annual Abstract 2010 E.C (2017/18 G.C)

Sub-City	Woreda	SCHOOL	Grade 1		Grade 2		Grade 3		Grade 4		Grade 5		Grade 6		Grade 7		Grade 8		TOTAL		Total	
			M	F	M	F	M	F	M	F	M	F	M	F	M	F	M	F	M	F		
Lideta	4	Addis Fire	18	23	12	15	26	37	16	29									72	104	176	
		Britanica 5-8									31	38	30	22	16	33	23	12	100	105	205	
		Elhome Of Kids	33	27	25	33	21	21	20	21									99	102	201	
		Enat Ethiopia	42	43	43	42	26	30	16	22									127	137	264	
		Karamara	113	121	83	76	94	88	110	131	122	117	143	188	140	179	149	183	954	1083	2037	
		Meserete Hiwot	19	27	35	33	22	21	34	32	22	23	31	29	28	17	20	22	211	204	415	
		School of Americana Balcha	50	43	59	58	48	47	47	58	56	82							260	288	548	
		School of Americana Geja											58	59	62	66	41	49	161	174	335	
	5	Alemaya	157	80	94	89	100	88	79	109	94	109	82	105	101	80	134	101	841	761	1602	
	6	Ediget Besira	54	44	46	46	43	52	63	56	46	57	48	37	74	71	44	67	418	430	848	
	7	Abader	72	71	60	47	56	62	55	48	49	44	47	53	38	43	40	44	417	412	829	
		De.j/Zeray Deres	40	61	30	44	32	46	54	68	37	54	38	45	48	74	32	55	311	447	758	
		MEJ.Hayelom Araya	22	24	23	16	33	30	33	29	38	41	38	33	48	46	28	61	263	280	543	
	8	Briliance(1-8)	21	20	29	26	22	15	22	18	22	20	18	12	17	14	30	28	181	153	334	
		Lideta Limat	17	13	16	14	14	29	36	29	48	38	41	59	45	56	24	42	241	280	521	
		School of Americana	34	35	38	36	34	33	31	34									137	138	275	
		Tesfa Kokeb	106	168	70	144	66	108	80	120	147	137	117	204	164	215	205	363	955	1459	2414	
	10	Frehiwot No.1	31	39	41	55	34	36	39	49	22	32	28	51	23	42	41	47	259	351	610	
		Intelligent Millinia 1-4	45	41	40	37	45	34	41	34									171	146	317	
		Intelligent Millinia 5-8									28	28	14	20	23	22	14	19	79	89	168	
		Wetat Tehadiso	21	2	20	1	12	0	15	1	11	0	9	0	8	1	9	1	105	6	111	
	<b>Total Lideta</b>			<b>1256</b>	<b>1237</b>	<b>1087</b>	<b>1181</b>	<b>1049</b>	<b>1125</b>	<b>1085</b>	<b>1291</b>	<b>1061</b>	<b>1230</b>	<b>1037</b>	<b>1318</b>	<b>1122</b>	<b>1351</b>	<b>1140</b>	<b>1483</b>	<b>8837</b>	<b>10216</b>	<b>19053</b>
	Nefas Silk-Lafto	1	Felegeneway	22	26	14	31	30	19	19	19	22	19	25	22	30	25	29	30	191	191	382
Furimariame			12	33	11	11	4	8	8	7									35	59	94	
Geniyes zone			25	33	16	19	15	8	3	4									59	64	123	
Hana			446	554	464	504	438	388	336	376	362	360	284	312	280	274	216	320	2826	3088	5914	
Hawi Dandiboru			47	26	34	39	28	32	25	18	18	17	15	16	11	10	4	5	182	163	345	
Hedase			108	198	124	151	107	163	106	159	110	160	123	157	126	159	132	213	936	1360	2296	
Jenuel acadamy			36	36	25	28	31	13	14	7									106	84	190	
Kale Male			14	17	17	24	13	12	10	12	9	14	8	8	7	7	11	4	89	98	187	



## Education Statistics Annual Abstract 2010 E.C (2017/18 G.C)

Sub-City	Woreda	SCHOOL	Grade 1		Grade 2		Grade 3		Grade 4		Grade 5		Grade 6		Grade 7		Grade 8		TOTAL		Total	
			M	F	M	F	M	F	M	F	M	F	M	F	M	F	M	F	M	F		
Nefas Silk-Lafto	1	Light House	22	22	22	22	17	10	13	14										74	68	142
		Misrak	48	31	33	36	26	31	16	31	23	19	16	16	16	17	16	9	194	190	384	
		My Dreamland	6	7	5	4	1	6												12	17	29
		New Dandi Boru	47	26	34	39	28	32	25	18	18	17	15	16	11	10	4	5	182	163	345	
		Neway chaliangce	137	141	137	163	152	147	123	147	121	130	115	106	116	118	110	105	1011	1057	2068	
		Stanford Addis	75	47	59	47	51	47	31	45	40	42	24	32	14	17	27	10	321	287	608	
		Tsigereda	23	34	16	24	15	17	9	18	10	7	6	9	6	5	7	0	92	114	206	
	2	Alpha Blen	2	10	4	6	8	5	3	3	11	2	7	6	6	10	19	11	60	53	113	
		Bule Nile	9	12	8	13	5	11	13	8									35	44	79	
		CSS	34	20	15	14	10	11	15	11	5	6	19	8	17	12	10	8	125	90	215	
		Donbosco Catholic	51	66	66	65	70	56	65	75	97	87	79	89	88	86	77	83	593	607	1200	
		Embracing Hope Ethiopia	23	23	13	14	6	17											42	54	96	
		Future Generation hope no 1	65	65	46	57	47	53	50	55	64	52	60	77	69	72	74	107	475	538	1013	
		Gibson Youth Accadamy			29	29	41	38	63	45	138	107	108	114	123	126	108	91	610	550	1160	
		Hiber	103	111	84	130	95	134	114	146	92	138	108	145	170	148	152	205	918	1157	2075	
		Hunde gudina	6	8	6	5	5	5	5	5									22	23	45	
		Kore Brihane Wongel	15	16	13	11	12	15	13	10	8	12	12	13	20	18	24	23	117	118	235	
		Liza	20	12	12	22	21	20	25	14	18	13	22	22	22	25	23	16	163	144	307	
		Mekanisa K/Michael	109	174	86	106	89	111	91	131	75	113	81	91	87	121	88	127	706	974	1680	
		Mieraf	34	56	28	50	35	36	32	46	27	31	29	29	37	35	47	64	269	347	616	
		Mount Olive	25	20	20	24	18	15	16	19	19	15	13	15	20	7	12	13	143	128	271	
		Roman	35	35	30	23	27	18	16	23	10	19	8	11	3	11			129	140	269	
		Sew Tsega	5	7	2	4	3	6	4	3	8	4	7	7	1	3	2	4	32	38	70	
		Shampyens Academy	19	15	14	17	14	14	7	8									54	54	108	
		Sipara	13	15	21	13	15	7	11	16	16	15	9	7	13	7	8	12	106	92	198	
		Strong	15	14	6	10	8	10	9	9									38	43	81	
	T. W trinity	19	30	24	28	26	18	18	17	24	19	17	25	24	19	15	16	167	172	339		
	3	Bisrate Gebriel	48	63	59	40	36	39	38	34	32	27	26	34	28	39	30	40	297	316	613	
		Cruise (1-4)	90	76	240	241	233	233	174	140									737	690	1427	
Cruise 5-8										234	192	201	177	227	208	180	202	842	779	1621		





## Education Statistics Annual Abstract 2010 E.C (2017/18 G.C)

Sub-City	Woreda	SCHOOL	Grade 1		Grade 2		Grade 3		Grade 4		Grade 5		Grade 6		Grade 7		Grade 8		TOTAL		Total			
			M	F	M	F	M	F	M	F	M	F	M	F	M	F	M	F	M	F				
Nefas Silk-Lafto	3	Cruise No2	161	135	93	83														254	218	472		
		Ever east	4	5	6	5	1	2	3	4											14	16	30	
		Mekdela	35	70	49	90	57	67	57	86	64	83	57	91	77	130	53	125	449	742	1191			
		Mekenisa Akababi	67	134	63	80	58	88	71	116	92	109	92	145	98	127	21	71	562	870	1432			
		Mekenisa Mekaneyesus	54	40	42	38	25	32	55	46	29	26	34	40	22	32	38	38	299	292	591			
		Mekenisa mesmat yetesanachew	15	10	14	14	19	15	16	19	18	14	12	14	13	21	16	18	123	125	248			
		Modern	15	20	17	20	20	15	17	13	10	17	8	13	12	16	65	90	164	204	368			
		New English (1-4)	36	21	30	19	28	30	24	9											118	79	197	
		New English (5-8)										22	15	20	19	20	18	18	22	80	74	154		
		Omega NO 1	35	36	21	35	25	29	19	30	21	24	23	28							144	182	326	
		Omega no 2														17	31	51	58	68	89	157		
		Robest	31	28	22	25	16	22	22	24	12	8	15	13	16	9	7	8	141	137	278			
	School of tomorrow	102	85	66	105	69	73	41	36											278	299	577		
	Spring of knowledge	56	75	67	47	51	54	62	44	89	58	46	50	60	41	41	44	472	413	885				
	4	Gibson sarbet Youth	140	114	119	100	93	121	111	89											463	424	887	
		Mekanisa Abadir	34	34	44	40	37	33	33	31	37	35	37	43	45	33	26	49	293	298	591			
		School of Nation	20	18	23	14	15	22	18	15	16	24	16	22	12	10	11	7	131	132	263			
		Tesfa	17	12	22	23	17	32	27	25	18	24	34	34	40	36	18	25	193	211	404			
	5	Alexander Academy	13	20	12	11	9	10	1	5											35	46	81	
		Destinyb Future Academy	34	20	30	24	26	23	19	21	21	9	18	20	23	14	21	20	192	151	343			
		Gofa	29	51	41	45	27	47	27	49	53	47	47	46	53	53	48	72	325	410	735			
		Strivers Academy	32	31	34	32	27	24	20	17	26	35	23	24	20	21	15	26	197	210	407			
		Tiruwork Acadamy											30	32	30	32	25	30	85	94	179			
		Veronica	20	20	12	14	6	10	6	7											44	51	95	
	6	Atse Zerayakob	132	143	81	121	71	114	82	133	99	142	81	151	108	157	107	161	761	1122	1883			
		Bserat gebreal school	22	23	18	16	14	5	7	8	16	3	15	7	13	11	9	4	114	77	191			
		Cordova	44	48	42	36	25	39	28	25	26	20	15	17	19	9	18	17	217	211	428			
		Eldera	52	46	25	29	36	27	20	20	20	24	15	21	12	16	9	10	189	193	382			
		Font	19	8	8	10	2	9	7	5											36	32	68	



## Education Statistics Annual Abstract 2010 E.C (2017/18 G.C)

Sub-City	Woreda	SCHOOL	Grade 1		Grade 2		Grade 3		Grade 4		Grade 5		Grade 6		Grade 7		Grade 8		TOTAL		Total
			M	F	M	F	M	F	M	F	M	F	M	F	M	F	M	F	M	F	
Nefas Silk-Lafto	6	Hawariyaw petros	116	200	68	131	54	95	69	123	74	112	71	138	61	143	109	186	622	1128	1750
		Kids New Flower (1-4)	48	38	24	26	29	36	30	21									131	121	252
		Kids New Flower (1-8)	21	26	21	13	19	21	22	25	48	45	48	45	51	36	50	49	280	260	540
		Merkoryos Academy	4	7	4	5	5	8	4	5									17	25	42
		Nation Wide	31	30	16	20	20	25	25	14	25	14	18	12	12	7	16	13	163	135	298
		Netsanet Chora	127	139	50	90	50	94	52	103	74	118	83	114	108	144	60	115	604	917	1521
		Suncoast	15	17	15	17	15	21	15	16	14	11	15	10	18	11	16	16	123	119	242
		Tiru Work	51	27	40	41	30	31	38	32									159	131	290
	Zikre Tewoflos	64	57	64	57	45	66	46	61	53	58	54	50	56	46			382	395	777	
	7	Darsy	25	28	16	13	15	16	25	13	13	12	11	14	13	14	13	12	131	122	253
	8	Agazian No 2	30	41	25	23	38	38	27	27	30	37	22	31	70	46	24	57	266	300	566
		B T D	22	20	25	13	21	19	22	16	15	20	5	18	25	15	5	13	140	134	274
		Eddon	34	28	29	28	32	23	24	29	29	28	25	30	21	30	26	19	220	215	435
		Mekrez	19	36	10	17	12	4											41	57	98
		Musie	32	44	36	35	31	52	32	36									131	167	298
		Sebiste Nagasi	79	123	41	60	48	77	59	68	75	78	69	102	71	94	118	163	560	765	1325
	9	Addis Amba	65	75	64	70	50	47	90	101	74	101							343	394	737
		El-Bethel (5-8)									46	67	45	48	68	47	48	47	207	209	416
		Falcon (1-4)	94	87	81	95	59	83	89	82									323	347	670
		Typify	23	16	14	18	20	31	12	9	7	14	16	20	19	24	15	0	126	132	258
	10	Abiyot Fana	108	183	67	121	69	136	83	131	78	115	70	129	106	154	79	132	660	1101	1761
		Misgana	7	9	10	11	9	10	7	8	10	4	6	4	6	6	5	9	60	61	121
		Nur Jemal	42	34	21	32	21	18	15	20	17	12	21	6	10	8	4	3	151	133	284
		Poc Rul Nasa	15	12	23	13	10	4	10	12	9	7	9	13	3	5	3	5	82	71	153
		Progress	23	13	15	5	16	11	9	11	8	13	14	8	7	6	10	11	102	78	180
		Promis Keepers	32	43	36	35	38	43	34	30	29	26	31	17	15	22	15	24	230	240	470
		Sene 9	94	92	86	100	82	87	83	115	95	94	93	107	103	130	107	132	743	857	1600
		Solomons	5	14	4	8	7	8	8	3									24	33	57



## Education Statistics Annual Abstract 2010 E.C (2017/18 G.C)

Sub-City	Woreda	SCHOOL	Grade 1		Grade 2		Grade 3		Grade 4		Grade 5		Grade 6		Grade 7		Grade 8		TOTAL		Total
			M	F	M	F	M	F	M	F	M	F	M	F	M	F	M	F	M	F	
Nefas Silk-Lafto	11	Akilesiya	24	11	20	17	15	16	12	15	9	7	7	4	5	4	2	5	94	79	173
		aspayer youse	18	24	9	13	8	10	7	7	10	6	3	4	8	8	6	5	69	77	146
		Asrok	33	15	24	15	19	22	16	15	19	25	14	16	21	4	20	14	166	126	292
		Efrata	35	21	29	19	26	14	20	17	13	13	10	20	14	9	9	19	156	132	288
		Ewuket Birhan	14	9	10	10	9	12	8	5	5	6	5	6	8	5	11	8	70	61	131
		Eyakem wehana	25	38	33	21	30	23	25	24	25	21	22	10	13	19	19	13	192	169	361
		Finote Loza	45	49	43	50	46	42	48	49	44	46	30	39	39	46	36	47	331	368	699
		Genius Kids	11	13	4	9	7	4	2	5									24	31	55
		Gibson youth Academy	39	24	33	26	25	26	26	22	16	22	19	13	16	13	19	9	193	155	348
		Kotari	194	250	157	184	167	199	146	159	152	181	142	187	130	182	140	222	1228	1564	2792
		Minase	20	30	16	17	15	13	10	10	6	8							67	78	145
		Rohobot vission	21	17	19	14	13	8	12	10	9	10	10	10	8	5	10	6	102	80	182
		Sidon	37	33	27	33	29	20	15	20	10	13	11	9	8	9	10	11	147	148	295
		Sinziro	37	40	36	38	35	37	35	31	29	25	23	22	24	21	19	28	238	242	480
	Yerom academ	12	10	13	9	4	6	3	2									32	27	59	
	12	A.Y.B	21	9	21	13	9	17	10	8	12	12	10	10	11	8	16	12	110	89	199
		Ab info	45	43	42	32	29	39	29	30	25	30	31	27	20	30	31	27	252	258	510
		Abune Paulos	20	25	16	14	13	18	13	6									62	63	125
		Emanuel	53	52	49	40	35	24	20	36	18	45	20	22	18	20	13	25	226	264	490
		Glow (M.L.W)	16	13	10	3	8	2	5	4	4	7							43	29	72
		Huluam	31	28	18	30	30	27	14	15	14	14	10	14	4	12	4	8	125	148	273
		Lafto	116	222	56	103	53	115	85	128	78	148	86	154	105	151	96	212	675	1233	1908
		Megabit 28	74	142	68	131	87	94	65	93	112	132	103	138	136	144	140	266	785	1140	1925
		South West	141	111	99	123	122	288	142	136	132	134	129	108	128	122	110	111	1003	1133	2136
		Tehadiso	94	107	160	107	101	122	89	114	89	118	87	117	116	131	98	150	834	966	1800
	Tsedal	31	41	34	32	25	22	30	18	19	16	12	14	15	20	18	12	184	175	359	
	13	Abay	131	272	189	296	157	237	137	217	127	217	144	221	141	215	153	254	1179	1929	3108
		Abune Gorgorious	97	83	77	84	57	63	41	41	44	44	43	28	14	20	11	15	384	378	762
		Bi-brest	17	16	12	4	2	10	6	10									37	40	77
		Dream	70	82	64	54	57	45	60	43	75	45	66	27	35	29			427	325	752



## Education Statistics Annual Abstract 2010 E.C (2017/18 G.C)

Sub-City	Woreda	SCHOOL	Grade 1		Grade 2		Grade 3		Grade 4		Grade 5		Grade 6		Grade 7		Grade 8		TOTAL		Total	
			M	F	M	F	M	F	M	F	M	F	M	F	M	F	M	F	M	F		
Nefas Silk-Lafto	13	Dynamic	55	24	30	15	20	9	9	9										114	57	171
		Jemo 2	188	240	108	136	105	100	109	144	82	95	81	121	69	89	68	83	810	1008	1818	
		Mark	62	58	37	57	55	67	29	41	31	31	35	31	24	23	22	17	295	325	620	
		Nolawi	16	19	3	6	3	0											22	25	47	
		pineal	36	36	25	28	31	13	14	12										106	89	195
		School of indian	52	51	43	53	42	44	33	30	27	26	16	22	15	17	12	14	240	257	497	
		School of redemption	28	34	27	23	12	15	16	17	18	10	14	20	17	8	26	14	158	141	299	
		South west	145	136	139	147	147	141	137	115	103	106	105	100	114	119	78	104	968	968	1936	
		Spring of knowledge	53	46	41	39	44	34	28	31	21	21	20	21	14	18	17	23	238	233	471	
<b>Total Nefas Silk-Lafto</b>			<b>6410</b>	<b>7239</b>	<b>5584</b>	<b>6282</b>	<b>5091</b>	<b>5850</b>	<b>4749</b>	<b>5370</b>	<b>4501</b>	<b>4974</b>	<b>4109</b>	<b>4845</b>	<b>4415</b>	<b>4895</b>	<b>3979</b>	<b>5358</b>	<b>38838</b>	<b>44813</b>	<b>83651</b>	
Yeka	1	Emawayesh	29	31	22	16	16	23	19	15									86	85	171	
		Kidus Markos	98	108	40	47	78	76	40	80	38	65	59	82	78	84	47	91	478	633	1111	
		Miyazya 23	68	134	81	130	50	140	79	111	77	138	81	141	86	145	82	150	604	1089	1693	
		Montosoriyan	64	50	40	54	53	54	43	46	51	44	33	46	33	45	32	23	349	362	711	
		Tigle lenetsanet	68	60	40	53	49	48	43	58	59	66	53	73	72	79	93	83	477	520	997	
	2	Gurara Rafidem	5	10	13	6	4	5	7	7									29	28	57	
		Hizbawi Serawit	107	141	118	175	139	219	155	212	148	213	146	210	156	255	117	175	1086	1600	2686	
		Lemlem	80	66	50	45	43	46	49	41	49	44	52	36	42	43	48	47	413	368	781	
		Mekane Hiwot	38	49	23	33	30	53	39	58	43	53	53	50	60	72	41	66	327	434	761	
		Miss Aki Scool of outstanding	8	15	10	18	17	13	10	10	10	11	8	10	11	10	9	13	83	100	183	
		Rafidem	18	12	8	13	9	12	12	14	2	10	10	3	8	10	4	4	71	78	149	
		Seble Memorial	22	36	25	15	26	11	15	15	11	16	14	16	15	13	8	6	136	128	264	
		St Yared	11	13	11	11	9	15	9	15									40	54	94	
	Yeha Science and Technology	28	29	20	23	29	25	15	14	11	12	11	17	6	9	10	18	130	147	277		
	3	Characount	27	20	19	15	12	14	16	8	9	53	5	6					88	116	204	
		Hibret Fire	59	113	51	95	41	99	50	105	56	111	44	102	59	121	68	118	428	864	1292	
		Seramono	20	16	19	12	13	18	12	19	15	15	8	14	17	13	7	11	111	118	229	
	4	Addis Birhan	33	59	34	31	17	42	43	49	34	47	34	44	22	53	33	56	250	381	631	
		German	16	26	16	24	20	23	24	17	41	42	29	41	23	19	19	21	188	213	401	
		Jakaranda	16	14	16	12	30	19	22	28	16	10	17	13	16	19	7	6	140	121	261	
Kevena Adventist		33	21	31	26	28	29	34	40	24	28	21	26	28	25	23	20	222	215	437		



## Education Statistics Annual Abstract 2010 E.C (2017/18 G.C)

Sub-City	Woreda	SCHOOL	Grade 1		Grade 2		Grade 3		Grade 4		Grade 5		Grade 6		Grade 7		Grade 8		Total		Total
			M	F	M	F	M	F	M	F	M	F	M	F	M	F	M	F	M	F	
Y e k a	5	Kokebetsibah	52	57	44	64	59	64	72	67	56	66	84	83	95	104	131	134	593	639	1232
		Yeka primary	45	59	59	48	50	82	60	72	52	53	46	48	51	76	32	67	395	505	900
		Yeka Terara	91	132	69	85	82	89	89	113	78	101	81	106	101	130	115	152	706	908	1614
	6	Birhan Guzo	18	16	17	38	14	31	15	30	21	25	29	53	34	49	39	72	187	314	501
		Crown youth Academy	30	25	24	28	22	38	20	22	24	20	10	17	12	11	8	15	150	176	326
		Ethiopia Andinet	57	101	67	94	86	90	84	100	91	102	67	96	101	123	92	145	645	851	1496
		Miss ford	48	61	27	63	34	72	53	38	49	67	56	48	58	42	61	57	386	448	834
		Nigat Kokeb	36	86	30	84	45	75	42	90	51	83	43	98	57	92	55	105	359	713	1072
		Temsalet 2000 Academy	9	22	11	14	14	9	13	14	8	8	10	9	11	7	4	10	80	93	173
	7	Adewa Ber	28	30	20	28	23	19	13	22	19	19	19	20	9	24	17	32	148	194	342
		Indian International	20	19	10	12	12	17	12	9	10	8	7	13	11	10	6	13	88	101	189
		Yeka Global	29	27	22	20	18	15	16	19	13	18	8	12	12	16	13	11	131	138	269
		Yika Misrak Chora	55	140	52	98	38	108	38	99	56	126	55	111	71	116	75	158	440	956	1396
	8	Abiyot	70	94	69	86	47	83	56	69	65	84	64	86	97	128	102	150	570	780	1350
		Biruh Tesfa	57	87	46	66	51	58	50	86	65	72	44	90	70	114	101	170	484	743	1227
		Blue bird	34	30	38	41	45	22	30	28									147	121	268
		blue bird									33	32	19	21	29	21	19	24	100	98	198
		Goal	18	15	19	17	16	7	13	9									66	48	114
		Magic Carpet	56	51	42	56	52	46	58	50	49	37	56	50	56	40	56	57	425	387	812
		Sarina	13	14	13	15	16	17	18	19	15	15	15	13	12	11	14	15	116	119	235
		School of Tomorrow	55	56	42	44	53	54	44	45	29	38	29	28	35	29	18	21	305	315	620
		St Michael	19	24	21	25	21	18	26	25	25	18	31	16	20	16	30	30	193	172	365
		Wetatoch genet	83	133	38	57	49	66	71	74	58	86	70	128					369	544	913
	9	Academic For Excellency	3	9	5	4	7	2	4	7	3	6	2	1					24	29	53
		Andinet International	70	40	59	51	49	53	45	54	45	56	53	47	45	50	41	47	407	398	805
		EB No 1	20	35	40	30	29	24	27	39									116	128	244
		EB No 2									40	44	41	43	47	41	38	54	166	182	348
		Elmo / 4-8/							22	26	20	27	13	18	14	13	12	10	81	94	175
		Elmo/1-3/	34	28	21	24	21	14											76	66	142
Fairway		26	17	12	9	14	18	9	6	21	13	19	20	22	11	8	8	131	102	233	
Kotebe Adventist		22	20	16	14	11	17	11	11									60	62	122	



## Education Statistics Annual Abstract 2010 E.C (2017/18 G.C)

Sub-City	Woreda	SCHOOL	Grade 1		Grade 2		Grade 3		Grade 4		Grade 5		Grade 6		Grade 7		Grade 8		TOTAL		Total
			M	F	M	F	M	F	M	F	M	F	M	F	M	F	M	F	M	F	
Yeka	9	Kotebe Mekaneyesus	6	8	10	8	8	8	6	4	9	5	4	9	6	7	2	15	51	64	115
		Mavis	21	18	20	22	20	17	13	9	5	8	14	11	11	5	10	7	114	97	211
		Philopatire Canadian Int. Scho	9	10	9	10	5	2	3	4									26	26	52
		St.Michael kotebe branch	32	30	22	19	14	19	22	26	22	14	18	15	16	7	16	13	162	143	305
		Yeka Debre Mihret kidane Mihre	34	61	37	58	17	39	22	32	19	33	13	39	24	40	26	40	192	342	534
	10	Alab No 2	22	23	12	10	16	11	8	11	8	8							66	63	129
		Belltower School	12	10	4	6	6	4	8	7	9	5	9	6	5	2	7	6	60	46	106
		Ethio Wales Global	18	16	14	14	9	18	18	9	13	12	16	12	12	13	9	12	109	106	215
		Eve Academy	10	12	6	7	11	9	4	12									31	40	71
		Eyor	34	19	18	12	12	15	8	12									72	58	130
		Salaysh Primary School	259	412	233	281	200	292	213	295	210	265	158	317	193	263	256	332	1722	2457	4179
		Selo	39	40	28	26	30	37	20	26	18	15	23	20	11	18	11	18	180	200	380
	Yeametah	18	13	12	18	11	13	10	8	8	5	7	6	4	3			70	66	136	
	11	Apple	10	10	7	6	4	3	2	1									23	20	43
		Beza	6	5	2	4	3	3											11	12	23
		Deliverance	20	28	31	30	19	19	26	26	16	22	20	17	26	21	21	21	179	184	363
		Dja/wondrad	213	272	128	125	126	158	138	169	181	245	210	272	181	295	272	437	1449	1973	3422
		Ediget Tajeb	16	9	17	13	15	15	10	13	9	6	8	8	7	7	9	15	91	86	177
		Fresh and Green	10	11	15	10	12	8	9	11	8	11	15	6	7	11	10	13	86	81	167
		Hillside	80	88	103	109	109	106	107	94	108	103	114	98	87	94	114	89	822	781	1603
		Kotebe	44	74	48	60	64	69	68	68	47	58	63	53	43	65	46	55	423	502	925
		Liziyum	8	28	21	11	25	24	17	18	6	14	14	11	13	19	10	12	114	137	251
		Macmillan	12	15	6	11	10	9	11	7	5	2	2	5	7	5	10	15	63	69	132
		Magnet	108	101	127	92	97	142	89	144	93	89	81	80	75	87	54	56	724	791	1515
		Marvel	18	28	14	19	18	15	13	18	13	10	15	15	10	11	9	8	110	124	234
		Neway youth	21	37	20	35	12	32	19	41	11	18	4	10	15	11	13	35	115	219	334
		Rigbe	40	27	32	28	38	40	39	30	29	28	32	28	30	23	24	27	264	231	495
		Rohobot	17	12	16	6	11	7	2	11	3	3	5	3					54	42	96
	School of Liboro	29	32	26	17	26	22	27	24	11	13	12	16	10	7	6	11	147	142	289	
	Selam children village 1	106	119	103	95	116	110	101	103	112	107	100	94	113	100	121	165	872	893	1765	



## Education Statistics Annual Abstract 2010 E.C (2017/18 G.C)

Sub-City	Woreda	SCHOOL	Grade 1		Grade 2		Grade 3		Grade 4		Grade 5		Grade 6		Grade 7		Grade 8		Total		Total	
			M	F	M	F	M	F	M	F	M	F	M	F	M	F	M	F	M	F		
Yeka	11	Selam Children Village 2	47	33	39	50	44	44	57	39	59	34	48	43	45	55	41	36	380	334	714	
		Union Acadamy	20	8	15	8	23	14	9	8	14	10	14	12	5	3	10	2	110	65	175	
		Universal	10	17	9	2	8	2											27	21	48	
	12	Ab Academy	11	13	5	9	6	8	5	7									27	37	64	
		Abado	327	475	298	319	324	372	334	384	312	378	287	355	215	270	265	371	2362	2924	5286	
		Bright hope	25	23	37	28	24	32	27	24	28	18	25	30	20	21	21	27	207	203	410	
		Future Youth	7	9	10	9	9	3	10	10									36	31	67	
		H/H/one	14	11	22	23	15	15	10	12	19	16	21	13	9	8	9	3	119	101	220	
		Happy Village Adiet	33	42	34	39	24	20	20	10	26	25	23	22	24	16	37	33	221	207	428	
		Karallo	208	247	172	182	144	199	201	246	230	270	234	317	249	298	326	492	1764	2251	4015	
		Koteba Birhane Hiwot	109	161	138	152	97	115	123	106	82	98	74	78	70	87	69	102	762	899	1661	
		Kotebe kidane Mihret	27	83	15	33	9	29	17	32	19	60	23	42	21	50	37	81	168	410	578	
		New Sunlight	36	31	22	35	25	34	29	26	23	20	25	18	17	15	14	6	191	185	376	
		Noele No 2	49	29	40	46	38	43	33	38	31	37	32	35	34	50	35	37	292	315	607	
		Rakher	50	40	34	26	28	25	17	13									129	104	233	
		Sequire	11	12	16	9	11	3	10	6	6	5							54	35	89	
		Tsion Primary School	29	35	30	25	15	22	21	17	19	15	17	16	12	9	8	9	151	148	299	
		13	Abune-Gorgorious	94	56	79	46	78	63	47	41	38	37	31	32	31	27	11	15	409	317	726
			Argiti Meri	22	26	13	12	14	9	6	6									55	53	108
			Daymend academy	60	63	56	42	48	41	50	46	34	39	31	31	38	22	28	24	345	308	653
	Deliverance		50	61	39	46	34	42	40	45	30	34	31	30	24	30	37	28	285	316	601	
	Eshcol		36	29	18	11	13	14	13	16	17	16	13	11	7	16	9	12	126	125	251	
	Hana		21	28	16	28	16	16	15	17	9	17	20	11	11	11	16	11	124	139	263	
	Kipas		18	19	20	26	18	23	21	18	21	14	15	13	16	15	16	11	145	139	284	
	Merafe		31	39	23	16	15	11	23	19	15	11	16	11	12	8	8	10	143	125	268	
	Meri Hidase		158	194	135	134	111	128	106	130	102	172	127	143	109	139	127	190	975	1230	2205	
	ozone		35	44	15	21	10	12	7	11									67	88	155	
	Pilar Acadame		27	25	18	21	20	14	17	23	16	10	18	10	9	7	5	10	130	120	250	
	School of Tomorrow		137	131	121	92	92	84	82	95	65	53	74	51	68	60	36	44	675	610	1285	
	St Mikael		86	80	59	54	58	41	83	47	51	39	46	43	30	29	33	29	446	362	808	
St.Tireza	36	52	27	34	18	29	25	14	15	25	15	18	13	24	10	14	159	210	369			



## Education Statistics Annual Abstract 2010 E.C (2017/18 G.C)

Sub-City	Woreda	SCHOOL	Grade 1		Grade 2		Grade 3		Grade 4		Grade 5		Grade 6		Grade 7		Grade 8		Total		Total
			M	F	M	F	M	F	M	F	M	F	M	F	M	F	M	F	M	F	
		Vector Special need	5	7	5	4	1	2			7	4	1	2	1	3	2	4	22	26	48
		Yeka Taffo	192	313	160	187	162	221	168	197	190	232	191	220	200	258	213	325	1476	1953	3429
		Zagol	21	19	22	20	17	21	21	17	14	12	13	16	14	12	10	10	132	127	259
<b>Total Yeka</b>			<b>5260</b>	<b>6474</b>	<b>4523</b>	<b>5020</b>	<b>4324</b>	<b>5209</b>	<b>4427</b>	<b>5158</b>	<b>4155</b>	<b>5002</b>	<b>4071</b>	<b>4979</b>	<b>4012</b>	<b>4946</b>	<b>4224</b>	<b>5803</b>	<b>34996</b>	<b>42591</b>	<b>77587</b>
<b>Total Addis Ababa</b>			<b>36540</b>	<b>41885</b>	<b>31929</b>	<b>35985</b>	<b>30036</b>	<b>34406</b>	<b>30064</b>	<b>34438</b>	<b>28108</b>	<b>33128</b>	<b>27349</b>	<b>32481</b>	<b>28331</b>	<b>33050</b>	<b>28681</b>	<b>37045</b>	<b>241038</b>	<b>282418</b>	<b>523456</b>





# Education Statistics Annual Abstract 2010 E.C (2017/18 G.C)

## Secondary and Preparatory

Sub-City	WOR EDA	SCHOOL	Grade 9		Grade 10		Grade 11		Grade 12		Total		TOT AL
			M	F	M	F	M	F	M	F	M	F	
Addis Ketema	1	Yemen Community	13	6	5	4					18	10	28
	3	Dilachin					217	299	132	199	349	498	847
		Radical Academy	62	65	61	43	40	49	18	15	181	172	353
	5	Abyssinia	286	318	303	273					589	591	1180
		Bethel Mekan Yesus	12	112	7	139	0	103	0	88	19	442	461
	7	Addis Ketema Mesenado					503	536	279	356	782	892	1674
	8	Debre Hail Kidus Raguel	222	183	150	157	115	103	109	87	596	530	1126
		Yekatit 23	899	986	649	856					1548	1842	3390
	10	Bingham Academy	9	16	13	16	16	8	10	14	48	54	102
		Efoyta	259	291	282	326					541	617	1158
<b>Total Addis Ketema</b>			<b>1762</b>	<b>1977</b>	<b>1470</b>	<b>1814</b>	<b>891</b>	<b>1098</b>	<b>548</b>	<b>759</b>	<b>4671</b>	<b>5648</b>	<b>10319</b>
Akaki-Kaliti	1	Akaki Adventist	147	174	163	207	160	148	92	141	562	670	1232
		Akaki L'esperance	75	79	68	49	22	38	20	25	185	191	376
		Fitawrary Abayneh Metekia	317	457	214	386	123	166	68	103	722	1112	1834
		School of Indiana	63	56	36	63	20	31			119	150	269
	2	Ethio Japan	191	199	225	212					416	411	827
	4	ETHio National			166	243	56	121	63	94	285	458	743
		Glane Secondary School	246	246	26	28					272	274	546
	6	Bulbula	376	489	236	343	142	157	64	118	818	1107	1925
		School Of Aygoda	108	123	99	89	103	127	98	132	408	471	879
	7	A.A Maremiya bet	29	7	19	3					48	10	58
		Kality	421	403	317	422					738	825	1563
	8	Beseka	244	286	301	429					545	715	1260
		Derartu Tulu					332	359	156	242	488	601	1089
	9	koye	44	44	32	12					76	56	132
Tuludemtu		152	221	57	82	21	52			230	355	585	
<b>Total Akaki-Kaliti</b>			<b>2413</b>	<b>2784</b>	<b>1959</b>	<b>2568</b>	<b>979</b>	<b>1199</b>	<b>561</b>	<b>855</b>	<b>5912</b>	<b>7406</b>	<b>13318</b>
Arada	1	Lideta Catholic Cathedral	257	194	246	201	280	269	262	217	1045	881	1926
		Nativity Girls	0	183	0	170	0	170	0	181	0	704	704
		Tikur Anbesa	302	347	275	323					577	670	1247
	2	Agazian No3	274	252							274	252	526
	3	Nejashi	30	29	39	24					69	53	122
	4	Addis Ababa Luteran	27	25	18	18					45	43	88
		Future Hopes	50	35	51	31					101	66	167
		W/ro Kelemework					338	277	116	79	454	356	810
5	Bethlehem	334	482	223	377					557	859	1416	

# Education Statistics Annual Abstract 2010 E.C (2017/18 G.C)

Sub-City	WOREDA	SCHOOL	Grade 9		Grade 10		Grade 11		Grade 12		TOTAL		TOTAL
			M	F	M	F	M	F	M	F	M	F	
Arada	5	Italy Community	20	14	17	22	21	24	22	15	80	75	155
		Jiva	25	27	21	17					46	44	90
	6	Dej/Belay Zeleke	170	214	127	210					297	424	721
		Mekane Eyesus	32	35	26	32					58	67	125
		Nazereth	0	145	0	158	0	151	0	151	0	605	605
		Radical	96	93	93	104	100	117	84	123	373	437	810
	7	Abune Gorgorios	38	36	17	30	39	36	16	18	110	120	230
		Kidane Miheret	21	31	17	26	14	31	19	16	71	104	175
		Sanford International	21	35	31	24	28	32	43	51	123	142	265
	8	Menbere Mengist Kidus Gebriel	61	59	56	71	19	25	24	42	160	197	357
		Meskerem	124	201	176	219					300	420	720
	9	Dagmawi Minilik	78	121			573	606	393	542	1044	1269	2313
		Holly Trinity Cathedral	120	153	139	134	118	162	113	137	490	586	1076
	10	Yekatit 66	70	78	69	94					139	172	311
<b>Total Arada</b>			<b>2150</b>	<b>2789</b>	<b>1641</b>	<b>2285</b>	<b>1530</b>	<b>1900</b>	<b>1092</b>	<b>1572</b>	<b>6413</b>	<b>8546</b>	<b>14959</b>
Bole	1	Ayer Amba	240	319	190	274					430	593	1023
		Bole Kalehiwot	52	51	39	46	59	77	40	78	190	252	442
		Character Hall Mark	13	21	10	5	13	3			36	29	65
	2	Prestigious youth	34	27	29	32	18	21	19	16	100	96	196
		School of Tomorrow	20	24	23	12	27	37	16	21	86	94	180
	3	Bole Preparatory					624	737	289	462	913	1199	2112
		British International	17	17	22	14	20	9	1	6	60	46	106
	4	Dr Hadis Alemayehu	178	257	152	224					330	481	811
		Maria Rubatto	33	48	42	42	25	28			100	118	218
	5	Gibson youth Acadamy	57	58			86	90	39	36	182	184	366
		One planet International	12	10	4	7	8	0	8	2	32	19	51
	6	Kidist Mariam	48	35	59	49	68	63	75	87	250	234	484
		Macmillan	34	29	54	44	60	60	61	55	209	188	397
		Vision	59	104	52	78	48	70	52	69	211	321	532
	7	Gedame Citawyan	154	212	135	160	109	105	80	131	478	608	1086
	8	Beshale	376	454	326	504	187	301	151	254	1040	1513	2553
		Debora	54	66	58	63	75	54	27	35	214	218	432
		Fountain Of Knowledge	38	64	35	32	35	39	48	41	156	176	332
		Safari	140	150	113	130	91	127	88	111	432	518	950
		Y.R.S	44	23	41	31	40	17	40	28	165	99	264
9	Deliverance	49	47	71	69	44	57	38	55	202	228	430	
	Ethio Harvard	13	27	9	25					22	52	74	
	Shebu Ejersa	26	21	23	24					49	45	94	
10	Andoda secondery	177	201	18	39					195	240	435	
12	Bole Bulbula	128	123	43	42					171	165	336	

# Education Statistics Annual Abstract 2010 E.C (2017/18 G.C)

Sub-City	WORED A	SCHOOL	Grade 9		Grade 10		Grade 11		Grade 12		TOTAL		TOTAL
			M	F	M	F	M	F	M	F	M	F	
	12	Bright Future	18	16	12	10	8	8	10	11	48	45	93
		KB Academy	32	37	40	32	16	15	15	18	103	102	205
	13	Addis Global			51	45	23	23	28	24	102	92	194
		Bole Community	222	275	138	145					360	420	780
		Embute	26	32	35	36					61	68	129
	14	Ethio Parent s'	96	106	94	102	112	126	119	159	421	493	914
		Glory	27	29	20	38	30	56	23	49	100	172	272
		Lem	470	699	457	564					927	1263	2190
		Super Holy Seviar	51	47	11	38	32	24	31	38	125	147	272
	<b>Total Bole</b>			<b>2938</b>	<b>3629</b>	<b>2406</b>	<b>2956</b>	<b>1858</b>	<b>2147</b>	<b>1298</b>	<b>1786</b>	<b>8500</b>	<b>10518</b>
Gullelie	1	Entoto Amba	511	600	389	472					900	1072	1972
	2	Entoto Wengelawit	29	32	16	27					45	59	104
		Miskaye Hizunane Medhaniyalem	209	298	258	183	85	70	78	115	630	666	1296
		Yekatit 12					300	463	158	284	458	747	1205
	4	amigoniya school	67	40	44	40					111	80	191
	5	Kechene DebereSelam	307	398	277	363					584	761	1345
	7	AB/El Betel	44	41	48	33					92	74	166
		Dil Ber	458	509	332	462					790	971	1761
		Lazarist	99	55	57	53	100	47	77	64	333	219	552
		St. merry	0	141	0	123	0	126	0	132	0	522	522
	8	Rufael Holiseviour	25	23	17	21					42	44	86
	9	Elshaday Holy Savior	63	41	90	69	80	41	52	37	285	188	473
		Ethio-Parent	45	32	47	32	46	25	21	32	159	121	280
		Ke.Azimach Andarge W/Giorgis	47	42	52	41	51	51	53	56	203	190	393
		Medhanialem					536	516	278	413	814	929	1743
		Merewa International	16	21	4	16					20	37	57
		School of Tomorrow	21	18	8	14	10	9	5	7	44	48	92
		Sumeya	30	51	26	46	32	34	25	20	113	151	264
	10	Enat	78	62	65	62	67	79	61	69	271	272	543
		Imperial	55	67	59	68	64	53	51	63	229	251	480
Mieraf secondary		262	329	224	356					486	685	1171	
<b>Total Gullelie</b>			<b>2366</b>	<b>2800</b>	<b>2013</b>	<b>2481</b>	<b>1371</b>	<b>1514</b>	<b>859</b>	<b>1292</b>	<b>6609</b>	<b>8087</b>	<b>14696</b>
Kirkos	1	Greec	41	38	47	28	23	21		111	87	198	
	2	Assay	56	80	64	62	80	84	81	69	281	295	576
		Dandi Boru	77	87	79	89	65	53	76	76	297	305	602
		Temenga Yazh	317	287	172	253					489	540	1029
	3	Adey Ababa	53	61	74	66	57	80	54	52	238	259	497
		Future Talent	31	32	48	41	34	51	42	43	155	167	322
		Yetebeberut	100	133	94	85					194	218	412
4	Abyot Kirs					250	373	134	261	384	634	1018	



# Education Statistics Annual Abstract 2010 E.C (2017/18 G.C)

Sub-City	WORKED A	SCHOOL	Grade 9		Grade 10		Grade 11		Grade 12		TOTAL		TOTAL
			M	F	M	F	M	F	M	F	M	F	
	5	Blue Bird No.8	50	50	39	42					89	92	181
		Sunny Side	64	56	65	63	49	43	39	50	217	212	429
	8	Misrak Goh	352	296	234	210					586	506	1092
	9	St.Joseph	196	0	159	0	145	0	152	0	652	0	652
	11	Shimelis Habte	357	504	223	395					580	899	1479
<b>Total Kirkos</b>			<b>1694</b>	<b>1624</b>	<b>1298</b>	<b>1334</b>	<b>703</b>	<b>705</b>	<b>578</b>	<b>551</b>	<b>4273</b>	<b>4214</b>	<b>8487</b>
Kolfе-Keranio	1	Beteseb	89	87	57	61	59	69	45	67	250	284	534
		Joint Vision Succes	38	36	21	43					59	79	138
		Mount olive	19	29	18	29	23	16	22	20	82	94	176
		Tigat	45	31	21	31					66	62	128
	2	Meweda	62	104	29	107	45	95	21	42	157	348	505
		Repi Abel	46	86	36	56	34	27			116	169	285
	3	Atlas	87	94	70	79	69	91	62	109	288	373	661
		Repi Secondary	692	747	513	626					1205	1373	2578
	4	Alpha keranyo	97	74	114	103	53	53	28	31	292	261	553
		Ayertena	424	523	246	321	491	660	238	383	1399	1887	3286
		Yetiwled Tesfa	79	112	76	148	69	77	67	113	291	450	741
	5	Akaki Kalehiwot	49	84	39	57					88	141	229
		Awoliya no.2	44	45	41	35					85	80	165
		Ewket Lefre	246	305	128	206					374	511	885
		Merit	40	67	50	36	33	38	19	26	142	167	309
		Tesfa Dirijit	37	32	31	43					68	75	143
		Time International	66	70	59	66	34	44	44	54	203	234	437
		Yehmedar	51	67	69	41	42	61	50	62	212	231	443
	6	Olive	16	24	7	4	2	8			25	36	61
		Renaissance International	39	41	43	39					82	80	162
		Yemane Birhane	284	320	180	246					464	566	1030
	7	Bikolos Nur	35	40	23	40	14	22	15	20	87	122	209
		Victory	12	17	14	27					26	44	70
	8	Keranyo Medhanealm	338	543	275	307	197	230	56	108	866	1188	2054
	9	Family	60	93	53	91	12	6	5	8	130	198	328
	11	Kolfе	460	417	309	341					769	758	1527
	12	Millinum	463	533	297	351	246	419	125	194	1131	1497	2628
	13	Asko	568	732	419	476					987	1208	2195
		Asko progress	67	71	62	74	47	68	27	34	203	247	450
		Bashewam	129	145	133	142	142	164	144	133	548	584	1132
		Gibson Youth	26	21	10	8	10	8			46	37	83
	14	St. John	157	197	81	88	72	84	57	64	367	433	800
15	Africa Dream	31	23	33	19	7	14			71	56	127	
	Awoliya	103	114	73	130	44	65	36	35	256	344	600	
<b>Total Kolfе-Keranio</b>			<b>4999</b>	<b>5924</b>	<b>3630</b>	<b>4471</b>	<b>1745</b>	<b>2319</b>	<b>1061</b>	<b>1503</b>	<b>11435</b>	<b>14217</b>	<b>25652</b>

# Education Statistics Annual Abstract 2010 E.C (2017/18 G.C)

Sub-City	WORED A	SCHOOL	Grade 9		Grade 10		Grade 11		Grade 12		TOTAL		TOTAL
			M	F	M	F	M	F	M	F	M	F	
Lideta	4	Dej.Balcha Abanefso	418	450	248	412	179	238	101	110	946	1210	2156
	9	Hidase Lideta	185	200	132	220					317	420	737
	10	Africa Hibret	157	238	182	229					339	467	806
<b>Total Lideta</b>			<b>760</b>	<b>888</b>	<b>562</b>	<b>861</b>	<b>179</b>	<b>238</b>	<b>101</b>	<b>110</b>	<b>1602</b>	<b>2097</b>	<b>3699</b>
Nefas Silk-Lafto	1	Lebawi	16	11	15	12	9	16	8	20	48	59	107
		lebu secondary	532	638	33	20					565	658	1223
		Neway challenge	113	130	152	150	100	136	112	178	477	594	1071
		Zoskales	31	30	23	29	19	24	15	15	88	98	186
	2	Alfa Blen	25	11	15	13					40	24	64
		Donbosco Catholic	68	102	70	103	79	97	71	101	288	403	691
		Fana	329	355	249	340					578	695	1273
		Future Generation hope	162	135	140	145	144	130	152	152	598	562	1160
		Gibson youth	102	74	85	86	83	109	62	83	332	352	684
		Liza Secondary	16	38	41	27	31	49	47	46	135	160	295
		Mekanisa Kidus Michael school	55	91							55	91	146
		Mieraf	54	91	29	64					83	155	238
	3	Bisrate Gebriel	46	44	52	54	41	62	47	58	186	218	404
		Cruise	236	229	227	238	318	283	287	265	1068	1015	2083
		Ewuket Lehibret	351	408	377	418					728	826	1554
		Higher 23					418	542	275	450	693	992	1685
		New English	11	16	11	9	16	14	11	10	49	49	98
		Omega	97	113	119	144	125	125	139	259	480	641	1121
	4	Spring of Knowledge	44	42	25	44	35	36	22	28	126	150	276
		Mekanisa Abadir	39	50	44	48	43	42	37	37	163	177	340
	5	School of Nation	8	9	4	14	8	10	8	8	28	41	69
		Sedil Le Ethiopia	192	247	117	203					309	450	759
		Strivers	17	33	23	17					40	50	90
	6	Tiruwork	37	27	34	44					71	71	142
		BisrateGebriale	23	28	11	7	33	23			67	58	125
		Fitawurari Lake Adgeh	266	323	139	234					405	557	962
	8	kids new flower	97	108	72	104	42	81	50	68	261	361	622
		B.T.D	16	17	16	20					32	37	69
	9	Subset Negasi	362	428							362	428	790
		El.Betel	49	76	48	44	47	65	38	63	182	248	430
Falcon		133	122	82	129	121	132	93	120	429	503	932	
Frehiwot No2		86	119	298	331	160	202	84	140	628	792	1420	
11	Typify youth	36	39	22	30	20	34	3	2	81	105	186	
	Finota Loza	30	46	28	22					58	68	126	
	gibson use	5	3	5	6					10	9	19	
12	Sinzro	23	24	9	10					32	34	66	
	Abi Info	45	38	32	53	56	42	31	10	164	143	307	



# Education Statistics Annual Abstract 2010 E.C (2017/18 G.C)

Sub-City	WORKED A	SCHOOL	Grade 9		Grade 10		Grade 11		Grade 12		Total		TOTAL
			M	F	M	F	M	F	M	F	M	F	
Nefas Silk-Lafto	12	Ginbot 20	222	255	99	162	245	306	144	223	710	946	1656
		Lafto	247	315	202	294					449	609	1058
		South west	93	118	92	105	120	92	76	114	381	429	810
	13	Dream	37	40	26	37	8	31			71	108	179
		Mark	15	27	12	14					27	41	68
		School Off Indyana 2	8	22	8	15					16	37	53
		South west	96	111	72	94	75	111	72	93	315	409	724
<b>Total Nefas Silk-Lafto</b>			<b>4470</b>	<b>5183</b>	<b>3158</b>	<b>3933</b>	<b>2396</b>	<b>2794</b>	<b>1884</b>	<b>2543</b>	<b>11908</b>	<b>14453</b>	<b>26361</b>
Yeka	2	Higher-12	351	458	201	252					552	710	1262
		Lemlem	63	75	39	61	39	52	22	42	163	230	393
		Yeha Science & Technology	18	21	36	31	19	24	20	35	93	111	204
	4	Kebena Adventists	35	46	39	32					74	78	152
	5	Kokebe Tsibeha	412	601	280	436	228	393	144	300	1064	1730	2794
	6	Birhan Guzo	142	203	127	167					269	370	639
	7	Indian internaional	4	9	4	3					8	12	20
	8	Magic Carpet	76	74	109	98	120	120	192	147	497	439	936
		School of tommorrow	19	11							19	11	30
		St. Michael	35	41	38	54	34	44	17	16	124	155	279
		Tesfa Birhan	258	361	205	301					463	662	1125
	9	Andinet International	48	40	35	35	28	19	27	17	138	111	249
		EB	124	134							124	134	258
	10	Milinium	413	477	287	375					700	852	1552
	11	D/J wondrad					455	589	397	559	852	1148	2000
		Hillside	129	167	125	119	118	141	139	117	511	544	1055
		Magnet	60	59	34	52	42	55	23	36	159	202	361
		Rigib	28	30	13	13					41	43	84
		Selam Childrens Village	167	174	147	164	88	94			402	432	834
	12	Abado	278	284	96	105					374	389	763
		Karallo	531	698	404	579					935	1277	2212
	13	deliverance	50	46	25	26					75	72	147
		Diamond academy	31	20			12	5			43	25	68
Edget chora secondary		410	585	340	410	131	201			881	1196	2077	
School of Tomorrow		69	75	71	66	77	68	75	54	292	263	555	
St.Michael		28	20	7	7					35	27	62	
<b>Total Yeka</b>			<b>3779</b>	<b>4709</b>	<b>2662</b>	<b>3386</b>	<b>1391</b>	<b>1805</b>	<b>1056</b>	<b>1323</b>	<b>8888</b>	<b>11223</b>	<b>20111</b>
<b>Total Addis Ababa</b>			<b>27331</b>	<b>32307</b>	<b>20799</b>	<b>26089</b>	<b>13043</b>	<b>15719</b>	<b>9038</b>	<b>12294</b>	<b>70211</b>	<b>86409</b>	<b>156620</b>



## Education Statistics Annual Abstract 2010 E.C (2017/18 G.C)

### Pre-Primary

Subcity	Woreda	School Name	Ownership	Telephone		Po Box	E-mail	Location
				Office	Mobile			
Addis Ketema	1	01/18 Shemachoch	Public	112132691	910454765	-	-	
	2	Gelila	Government	112787602	911421485			Abinet
		Unique	Private	112771789	913271620			Sebategna
	3	Deja.hailu Tesfaye	Government	112768717	910284053	2880		Near AmanuealHospital/church
		Tsehay Gibat	Government	112769520	912631088	-		Near AmanuealHospital/church
		Radical	Private	118704640	911686727	-	rdcl@gmail.com	Near AmanuealHospital/church
		Tsion Mariam	Private	112755965	946611948	-		Near AmanuealHospital/church
		Bethlehem youth	Private	112766066	911732093	5070	bethlehem ya@y	Near AmanuealHospital/church
		Messi	Private	--	911445196			Near AmanuealHospital/church
		Barak Youth	Private	--	911077390			Near AmanuealHospital/church
		Honey Comb	Private	118592153	911866096		E.maihoneycomb@yahoo.	Near AmanuealHospital/church
		Kebede Yirga	Private	112138966	911768433	181095		Near AmanuealHospital/church
		4	Sefere Selam	Government	112136221	911112727	24851	
	Hamile19.No.2		Government	112791718	911952725	-----		18 mazoria
	Mimoza Youth		Private	112135686	911621890	13104		Sefere selam
	Little Star		Private	112796986	911610225	7479	-	18 mazoria
	Biruh Tesfa		Association	112139291	913419079	8856		Near main gate of AmanuealHospital
	5	Proprayid	NGO	112782991	923768843	-----		
		Haleluya	Government	112130437	910584079	160226		Adisu michael
		Abyssinia	Government	112770953	910508697	160248		Kuasmeda
		Tsion Hahu	Private	-----	911883942	160188		Kuasmeda
		Phase	Private	113777412	911667536	7279		Medhaniyalem
		Sumeya	Private	112755380	911008635	183886		Kuasmeda
		Bethel Mekane Yesus	Mission	112752327	913063027	1111		Paster
	6	Dil betegel	Other	---	910182082	--		Medhaniyalem
		Yeweket Amba	Government	112782863	912189412	58175	--	Chew Berenda
		Gulele Betel	Mission	112752375	912189675	4913	--	Gullele Bethel Church
		Woreda 6 kebele 31	Ye shemach	112130114	940300584	--	--	paster square
	7	Sam Family	Private	--	911534637	101450	--	Michael church
		Bitwoded W/G/Besha	Government	112752581	912045592	2195/1000		Awutobis tera
		Yelem Liyunet	Private	116541081	913157404	-----	-----	Chaka meda



## Education Statistics Annual Abstract 2010 E.C (2017/18 G.C)

Subcity	Woreda	Telephone					E-mail	Location
		School Name	Ownership	Office	Mobile	Po Box		
Addis Ketema	8	Dagmawi Birhan	Government	112132037	911708811	50288	DagmawiBirhan1964@yahoo.com	Mesalemiya
		Shawel Dema	Government	112763658	913031198	50024	-	Shaweldema
		Yekatit 23 liyu flagot	Government	112759196	911612502	513	-	Mesalemiya
		Brilliance	Private	-	912657526	-	-	Shaweldema
		Univers Youth	Private	-	911544048	-	-	Shaweldema
	9	Eshet	Government	112594950	911882663	57666		Kuasmeda,Shewatsega Hintsa
		Keste Demena	Government	112137606	913017688	21911		Kuasmeda,Mesalemiya
		Dejazmach Geneme	Government	112137357	929119467	23196		Autobustera
		Asina	Private	112130605	910605969	--	--	Sefere Selam
		Natanium/KG/	Private	112134438	911307840	--	--	AAU/Aklilulema Foundation
		Newlight/KG/	Private	112136572	913481022	--	--	Kuasmeda
	10	Kuasmeda Multipurpose	Board	112778093	921055951	--	--	AAU/Aklilulema Foundation
		Bingham	International	0112791780/81	911195531	4937	office@bingamacademy.net	Atena tera
		Kale	Private		912875184			Taiwan
	Aka ki Kali ty	1	Birhan Ber	Government	118276944	910169455	16481	
Esra Meit			Private	-	0913492246/0 913149181	-	-	Around Beijing Hospital
Ararat			Private	114340178	911047921	-		Sabian(korkoro)
Yeabsira			Private	114345512	911565091	-	-	
Abogida			Private	114347777	911982676	-	-	Keste Demena
Tinsae			Private	114342573	910304857	-	-	Keste Demena
Hiwot			Private	118402549	911036836	-	-	Abebe gonfa
Lewi			Private	118405566	911685832	-	-	Keste Demena
Indiana			Private	118464330	911461517	121875	Gmail@sch.ofIndiana	alembank
Alem Birhan			Government	114716013	913695292	685		Alem Bank
Akaki Biruh Tesfa	Government	114343096	-	-	-	Woreda 2 Administration Office		
Akaki Mengist	Government	114340180	-	-	-	Akaki Kenema No 6		
Fitawrary Abayneh Metekiya	Government	114340995	-	-	-	Keste Demena		





## Education Statistics Annual Abstract 2010 E.C (2017/18 G.C)

### Pre-primary

Subcity	Woreda	School Name	Ownership	Telephone		Po Box	E-mail	Location
				Office	Mobile			
Akaki K al it y	1	Akaki Adventist	Mission	114340006	913276339	25		Akaki Health Center
		Akaki L'esperance	NGO	114340284	-	100713		Kilinto Maremiya
		A/M/H Medhanealem	Religious	114347220	-	117		Akaki menbere hiwot Medhanealem Church
	2	Twins	Private	114344943	911886821			AkakiWoreda 02 Ketna 3 /Around woreda 02/
		Abigiya	Private	114341808	969928249			Woreda 02 AkakiKetna 3 /Around woreda 02/
		Emmanuel	NGO	114345323	913778002			Tulu Dimtu Beside of Unisa University
		Beza	Private	114344008	911633230			AkakiWoreda 02 Alem Bank KetmaLimat
		Andode	Government	0114352070/69	910540512			AkakiWoreda 02 ketene 4
		Ethio-Japan	Government	114340408	921406493			Woreda 02 Tulu Dimtu Beside of Unisa University
	3	Selam Fre	Government	114341913	911397876	716		Babure Tabiya
		Atse Tewodros	Government	114340241	911472254	66		Commercial Bank Akaki Branch
		Kebron No.1	Private	114341285	911360344			Boloke Sefere
		Abene	Private		911038929			5/3 Edere Bet
		Bright	Private		913565338			Babure Tabiya
		Harmony	Private		911061756			Babure Tabiya
		Ocean	Private	114341287	911467819			Babure Tabiya
		Bethel	Private	114341125	913172099			Boloke Sefere
	4	Altamira	Private	118404996	0910101492	-	-	AkakiKebele 09
		Amass	Private		939908160	-	-	AkakiKebele 09
		Shawel	Private		912161657	-	-	Salogora
		Atronos	Private	118405499	913141134	-	-	Gora/ሃራ
		Gelan No.2	Government	114341882	910605094	665	-	Kersa /ቀርሳ
		Ethio National	Private	114342093	911487774	3059	www.ethionational.com	Kality Total
		Abenezer No. 1	Private	0118466142	978057037	123464	abenezeracademy@gmail.com	AkakiKebele 09
		ColliquesNo. 1	Private	-	979079028	-	-	Salogora
		Almar	Private	-	911961025	-	-	Ketene 3
		Colliques No. 2	Private	-	913567847	-	-	Salogora
		RaeyYohannis	Private	-	982413219	-	-	Salogora
B.M.B		Private	-	911359568	-	-	AkakiKebele 09	
BezaHiwot		Private	-	9130689	-	-	AkakiKebele 09	
Real Vision	Private	-	911381348	110016	-	AkakiKebele 099		



## Education Statistics Annual Abstract 2010 E.C (2017/18 G.C)

Subcity	Woreda	Telephone					E-mail	Location
		School Name	Ownership	Office	Mobile	Po Box		
A k a k i K a l i t y	4	Base Of Life	Private	-	912161657		-	Salogora
		Kality Bulbula	Government	0114 – 39 00 92		-	-	Worku Sefer
		Next Generation	Private	0114 – 39 31 58	09 11 66 17 97	-	-	Worku Sefer
		Excellence	Private	0114 – 39 30 50	09 38 96 95 95	-	-	Worku Sefer
		Tsedey	Private	0114 – 39 44 64	09 12 10 23 04	14218	-	Worku Sefer
	5				09 13 18 68			Worku Sefer
		Orent	Private	-	99/0930444101	-	-	
		Tiret	Private	-	09 13 486735	-	-	Digafe Sefer
		Simret	Private	-	09 11 35 76 06	-	-	Worku Sefer
					09 11 16 54			Worku Sefer
		Abenezer	Private	-	22/0911706313	-	-	
		Bilen	Private	0114 – 39 40 66	09 12 17 67 14	-	-	Worku Sefer
	6	Hibre chibo	Government	-	911025753	-	-	awashe koda factory
		Ewket Wegagen	Government	-	913116607	-	-	saris
		yerosan	Private	114404185	913153384	-	-	bulbula secondry
		Adonai	Private	114409327	913045882	-	-	dama hotel
		Tomi	Private	114707011	911973321	100558	-	saris abo
		Scholars	Private	114707970	911548990	-	-	saris abo
		Mark vision	Private	114421211	913243673	-	-	saris abo
		School of Aygoda dama branch	Private	114704379	913075484	-	-	saris
		School of Aygoda saris branch		-	930011301	120887	-	KETENA 02
		My dream	Private	114407314	911790224	2592	-	adis sefer
	8	Ethio-German	Private		911453766			near to mazoriYA warka
		Nolawi	Private		930099544			next to derartu preparatory school
		Dagim Lidet	Private	011 4341637	911305556			next to derartu preparatory school
		Hibret	Private		913196355			behind Kk textile factory
		Z.M.	Private	011 4349623	9 11714034			next to hibret kg
		England No.1	Private	011 4350189	09 24 37 01 12			MARIyaM SEFER
		England No.2	Private	011 4350189	09 13390973			MARIyaM SEFER
		Elegant	Private		09 11176086			Total mosques



## Education Statistics Annual Abstract 2010 E.C (2017/18 G.C)

Subcity	Woreda	Telephone						
		School Name	Ownership	Office	Mobile	Po Box	E-mail	Location
Akaki Kality	8	weltane	Private		09 11094633			MARIyaM SEFER
		mazoriya warka	Private		09 12013121			infront of 08 adarash
		Sunrise	Private	011 8465796	09 11349576			chefe condominium
		New Vision	Private		09 12446396			around Kidanemihret church
		Siyatle	Private	011 4 34 7275	09 13499821			around total near Saris clinic
		Addis	Private		09 24406474			total
		Jate	Government		922469026			near Kidanemihret church
		serti	Government	011 88 83442	09 13565366			total condominium
		Gelan No.1	Government	011 4340718	09 41928245	93		next to derartu preparatory school
	9	Kilinto no.1	Government	0118290174/5	916690533			Behayend waliya birew factory
		Shalom	Private	0118898696	0928402590/0911610101			Around Tuludimtu kondominyem
		Wow	Private		913419312			Around Tuludimtu kondominyem
		Ratsun (Koye)	NGO		911092766			
		Ratsun (Fenta)	NGO		911092766			
		Ratsun (Tulu muta)	NGO		911092766			
		salinat	Private	0118456197	913230810			Around Tuludimtu kondominyem
		freedom	Private	0118931490/91/	911305941			Around Tuludimtu kondominyem
		Karadion	Private		913284625			Kilinto laye seferer
		Kilinto no 2	Government	118886474	911115930			Kilinto marmiya
		Tulu dimtu	Government	118880359	913105807			Tuludimtu kondominyem
		Koye	Government		912163520			Koye fache kondominyem wereda 09 seferer
10	Gelan Gura	Government	118402528	912063708/926452060			Woreda 10 administration office	
11	Kersa	Government		917838526			Woreda 11 administration office	
Arada	1	Africa Andinet No.1	Government	111570296	-	-	-	Around Atkilt tera
		Hibret	Government	111114099	-	-	-	Gojeb dental clinic
		John F. Kennedy	Government	111116009	-	2291	--	Around woreda 01 wetat Meakel
		Kids Paradise	Private	011552 9729	-	9680	-	
		Lycee Franco-Ethiopia	Others	011155 2173	-	1496	-	Around Tikur Anbesa
	2	Key Kokebe	Government	111115603		911173621	21395	Arat menta
		Dagnachew Fekadu	Private	111555227		911992210	57492	Arat menta
		Alturas	Private	-		911224505		Arat menta
	3	Africa Andinet No.2	Government	01115725 91	09-13-35-53-51		21688	Aysha mosque
		Yididiya	private	111530535	09-11-74-96-96		24843	Aysha mosque
Ali Ebonu Abutalib		Others	111201090	09-11-22-45-05		10121	Enkulal Fabrika	



## Education Statistics Annual Abstract 2010 E.C (2017/18 G.C)

	Woreda	Telephone					E-mail	Location
		School Name	Ownership	Office	Mobile	Po Box		
Arada	3	School of Tomorrow	Others	118681789	09-11-94-89-50	29605	schooloftomrrow.aa@edu	Ras desta
		Meserete Kiristos	Church	118965140	911489986	12778	-	Semen Hotel
	4	Future Hopes	Private	111112718	923056493	-	-	Sarem Hotel
		Mamil Academy	Private	-	911362412	-	-	Shola
		School Of Paragon	Private	111567204	913457559	-	-	Shola
		Dagim Birhan	Others	111550464	911990615	-	-	Sarem Hotel
		Kidist Kilara	Church	-	912444406	-	-	Shola
		Ethiopia Tikdem	Government	-	920294589	-	-	Shola
		Arbegnoch	Government	-	913446553	-	-	Ras Desta Hospital
		Atse Fasil	Government	-	910598947	-	-	Semen Hotel
	5	Ras Abebe Aregay	Government	O111112064	O912053548	20217		Dejach Wube
		Jiva	Private	O111552580	O911017214	25414		Dejach Wube
		Laura No.1	Private	O932289815	O911452379	1812		Dakson
		Laura No.2	Private	O973408425	O911452379	1812		Sostegna Police Station
		Woreda 1 kebele 03	Shemachoch	O927357796	O927357796			St.Yohannes
		Blue Sky	Share company	O111110647	O913732069			Sostegna Police Station
		Italy Community	Community	111551396	934497892	970		Semen hotel
	6	Genet	Government	O111232357	912028560			Around Anbesa Gibi
		Radical Academy	Private	947800202	910201191			Around 5 killo
		My Little Angeles	Private	O111119284	911422657			Around belay zelege
		Super Holly Savior	Private	111232603	911566345			Around jal meda
		Kaver Of Armenian	Church	111112346	933225192			Around Belay zelege
		Hitsan Alem	Public	111116592	911336250			Around Ras mekonnen
		Bata International	Private	111234497	911245915			Around 5 killo
		5 Kilo Children	Public	111114647	912078715			Around 5 killo
	7	Sanford International	International	0111233726/7	-	30056MA		Minilik Hospital
		Hani	Private	118106402	911478079	28573		Minilik Hospital
		Abune Gorgorios	Private	118100946	911989479	-		Ginfle
		Behere Ethiopia	Government	111260512	913350472	-		Kebena Medihanialem
		Super Little Flower	Share Company	111238456	920717378	33046		Kebena Adebabay
		Nahomi	Share Company	111234153	913135859	32725		Minilik Hospital
		Jacaranda	Private	932245884	911213078	-		Minilik Hospital
		Kebena	Government	111244890	911865395	30165		Kebena Adebabay
	8	St. Gebriel	Church	111223419		31674	-	Near Bata church
		Meskerem	Government	118591475	973406791	-		Near Bata health Center



## Education Statistics Annual Abstract 2010 E.C (2017/18 G.C)

Subcity	Woreda	School Name	Ownership	Telephone		Po Box	E-mail	Location	
				Office	Mobile				
B o l e	4	Makmilan Lem Branch	private	116634775	911811411	26486 cod 1000	Macahievers@yahoo.com	At the back of Lem train station	
		Reta	private		911910937	14541		At the back of Lem train station	
		Abakira	private		911446940		etioAakira@gmail.com	Around Kokeb building to Lem	
		Misirak Dil	Government	116623983	912041030		Marie.aynalem89@gmail.com	At the back of GetahunBeshah building	
		St.Mark	private		912506470			Next to st.Gebrael hospital	
	5	Addis raey	Government	118638431	913662239			24 kebele	
		Gibson	Private	118678775	911336515				
		Nura	Private		923769384		www.nuracadeemygg@yahoo.com	64 bus mazoria	
		Maya	Private		922876616			24 Kebele	
		Kidist Mariam	Private		911895342		kmsps@smuc.edu.et	Behind gumuruk	
		Holon	Private	118932609	911339605		www.Holonacademy.com		
		One planet International	Private		910990765			Behind gumuruk	
	6	Glory	Private	116614555	913403552		yoditmekete@gmail.com	Behind gumuruk	
		House of Kiddan Ethiopia(KG)	Private		0911- 41 68 41			MebratHayle	
		MisrakBer No.2 KG	Government	0116- 45 62 76		33922		Megenagna	
		Philia Academy(KG)	Private	0116- 46 31 42				Egzihabherab	
		Pillar Academy (KG)	Private	0116462296	0911471356	4999		Egzihabherab	
		Pantokrater International Academy(KG)	Private		0116460016	0923244442		info@pantokratoracademy.com /pcis@gmail.com	Gurdsholla 2 (Ethio ceramic)
		Hamona Academy(KG)	Private	0118931556	0944701488			MebratHayle	
		Ewket chora Academy (KG)	Private		0911414897		hamerol244@gmail.com	Egzihabherab	
Makdil Academy (KG)	Private	0118931200	0911107394	14011	Kkonjit@yahoo.com	Egzihabherab			



## Education Statistics Annual Abstract 2010 E.C (2017/18 G.C)

Subcity	Woreda	School Name	Ownership	Telephone		Po Box	E-mail	Location	
				Office	Mobile				
B o l e	7	Haweten	Private	118389656	930098390	-		jackrose	
		Mesalemya	Private	116457006	911798100	100764		kwase mada	
		Merryland	Private	911416044	922786672	-		denbez	
		Sealitemehret	Private	116450492	911158002	29570		emeneberede	
		Lool	Private	911854616	912200505	31257		-guredshola	
		Ursoline Sisters Congregation	Church	118678042	920010630	21901		Sefere genet	
		Addisvisision	Private		911059770			yerere	
		My Future	Private	947185885	947185885			yerere	
		Glow	Private	913421033	913421033	32815		yerere	
		Abenezzer	Private	116450121	911948028			yerere	
		Eureka	Private	912400500	912400500			Sefere genet	
		Mhatot	Private		946329611			Sefere genet	
	Maleda	Private	911866362	911866362	30253		Sefere genet		
	Alfaunig	Private		911169671			Yerere		
	8			Private		911819711/9112 03825	33024	info.@deborah school.com	deborah semit
		Deborah	Private	116679192					deborah semit
		Safari	Private	116607203	911469878				Semit
		Trilliym International	Private	118688777	966942404				Semit
		Nations New Hope	Private	118651792	919374452	32152	Guta.3 balcha at Email.com	Sheger/ayer mended	
		Young Rout English	Private	118681502	913471556	110	young rout @ yahoo.com	Semit	
Olive		Private	116454690	920752776		Abebayehu@yahoo.com	Aletad		
Tsinat		Private		911618682/9119 92086				Aletad	
Intellectual schools		Private	118359689	911453645				Civil Service	
Quest		Private		116454635	912103838	190396	Quest Educational institute @Email.com	Aletad	
Phlipper International	Private	116678626/27	911161126	6139	www.flipperschool.com	Semit			
Fountain Of Knowledg	Private		118389657	911100110/0911 470022	2571110	contactfks@gmail.com	meskid		
Vision Academy	Private			910301085	27177	visionacademyethiopia@gma il.com	semit		



## Education Statistics Annual Abstract 2010 E.C (2017/18 G.C)

Subcity	Woreda	Telephone						Location
		School Name	Ownership	Office	Mobile	Po Box	E-mail	
B o l e	9	Ethio Youth	Private		09 24 91 39 14			Goro
		Siyane	Private		09 11 01 46 30			Sumit
		Sifen Youth	Private		09 11 69 36 17			Goro
		Abenezer	Private		913324591			Shibu ejersa
		Nisir	Private		09 11 48 35 84			Sumit
		Deliverance	Private		912043774			Figha
		Rose Mountain	Private		913142340			Figa
		Shebu Ejersa	Private	118631764	911926586			Shebu ejersa
		Bole Addis	Government	116478262	09 13 673138			Figa
		Enafra	Private		09 13 90 17 03			Sefera
		Eden	Private		09 11 22 76 86			Figa
		St. Gebreal	Private		911714706			Sefera
		Tseday Joy	Private		09 46 68 71 04			Figa
		Elshaday	Private		946617086			Figa
		Goro	Government	116453589	913408960			Goro
		Pishon	Private		936682021			Sumit
		Alimran	Private		09 11 67 43 46			Sefera
		haweton	Private		911010014			Shebu ejersa
		Harmony hills	Private		938979797			Filntstone homes
	Yemsirach	Private		911474558			Sefera	
	Raey	Private		09 11 18 19 61			sefera	
	Bole Genet	Private		09 45 44 69 61			sefera	
	Zagol	Private		911103281	6669	Admin@zagolacadamy.com	Meri	
	Children Eden	Private		922565283	30207	sofiayirdaw@yahoo.com	Meri	
	FA	Private		911942597	-	fakg@gmail.com	Endode	
	Beshale	Private	118631818	911173797	-		Beshale	
	B.B.S No 1	Private	118389677	911809734	246/1035		Around Abbo Church	
	B.B.S No 2	Private	118389677	948163966	264/1035		Around Meri primary school	
Selam	Private		911140886	62020		Endode		
Meri Primary School	Government	116600815	912063537	167/1035	meriprimeryschool@yahoo.	Woreda 10 Administration Office		
Yegna	Private	118409109	910088618	-	salihbirhanu@gmail.com	Around Meri primary school		
Deliverance	Private		913124973	-		Endode		
Tree Hill	Private		911016799	1800/1250	Trihillacademy@hostgmail.	Around semmit		



## Education Statistics Annual Abstract 2010 E.C (2017/18 G.C)

Subcity	Woreda	School Name	Ownership	Telephone		Po Box	E-mail	Location
				Office	Mobile			
B o l e	11	Lemi	Government	0116677623	09 12 18 53 52			Lemi Addis Sefer /Semmet /
		Netsebrak	Private		09 10 17 73 46			Goro Taxi Station
		Hohe School	Private		09 11 92 38 01			Sefera Avennu
		Rich in Knowledge	Private		09 23 97 98 56	1221251	Tamiratrahel @Yaho. com	Sefera Post Offic
		Ethio Harevared	Private	116464699	09 20 22 99 54			Sefera /selase taxi mazoriya/
		Harmonius life	Private	118931948	09 11 66 01 45			Sefera /selase taxi mazoriya
		Nasa	Private		09 12 86 30 31			Sefera Avennu
		Golden Gole	Private		09 67 43 11 30			Arabsa /Yedro kebele/
	12	Bole Woregenu	Government	116519017	913821056			woregenu
		Yebulbula Raey	Government	118606254	923319003			mekelakya
		School of Aygoda	Private	114700898	911068351		makeable@yahoo.com	shemachoch
		Hope of Kids	Private		912145502			sefera
		Boly Bulbula	Private		913975003		akimickeal@yahoo.com	shemachoch
		KB	Private	1114714402	913874060			93 mazoriya
		Bright Brain	Private		923521300			abashame
		Ememuz	Private	114714396	911035766			Sefere Selam
		A squer	Private		911822232			woregenu
		Auxilium Catholic	Church		913412825			medhanealem
		Rohobot	Private		929269125			woregenu
		B/ B/Medhanealem	Church		913949705			medhanealem
		Activate	Private		919198869			woregenu
		Getachew Sheri	Other		911781271			abashame
		Bemnet	Private		913478620			woregenu
		Cherry	Private		911644152			shemachoch
		super kids	Private		910314342			refenti
	elshaday	Private		913455554			woregenu	
	Vikas Acadeny	Private		911553520			Mariyam sefer	
	13	Gerji	Private		911368965			Gerji Kassanchis
		Hany	Private		910316305			Abeshero Hinsta
		Atse Zereyakob	Private		913023838			Wedecha Sefer
		Sophists	Private		916160109			Ranje Madebalekiya Sefer





## Education Statistics Annual Abstract 2010 E.C (2017/18 G.C)

Subcity	Woreda	School Name	Ownership	Telephone		Po Box	E-mail	Location
				Office	Mobile			
B o l e	13	Tikuret	Private		92366822			Tewekayoch Mekerbet
		X-Less Educational Empire	Private		912499116			Tewekayoch Mekerbet
		Super Acadamy	Private	116291138	911723959			Mobile Ategeb
		Embute	PLC	116293799	912084073	90007	Embut.school@yahoo.com	Korea Hospital
		Sophists	Private		916160109			Ketene 1
		Meherte	Private		911346419			Wedecha Sefer
		Addis Gelobale	Private	116626686	913226526	62737		Ethio Airport
		Getway	Private		911653618			Emepireyal
		Bole Gerji	Government	116290323	911309934			Kidus Georgis Akababi
		Bole Community	Government	116180043	913180649	33531		Bole Homes Akababi
	Tom And Jerry	Private		913673055			Ethio Guarage Akababi	
	14	Super Holy Savior	Private	116298976	-	40182	Super ho1 @tecome .net.et	Unity -University
		Ethio Parent s'	Share	116293473	911214314	25278code 1000	Ethio parentes'gur@ethionet.et	Unity -University
		Bright(kg)	Private	116296870	913914790			Mebrathayl
		Vision (Kj)	Private	116296793	912061683	27177	Vision acadmy Ethiopia @gmail.co	Mebrathayl
		British International	Private	116298601	930003989	5583		Unity -University
		Council	Private	116296677	913524509	9835	Council acadamiy @yaho.com	Mebrathayl Condomniem
		County	Private	116296524	911993013		Abebe fasil @yahoo.com	Mebrathayl
		Hidase	Government	116394254	913073838	462009	-	- Unity -University
	15	Unity	Private	116290806	937633909	6722	Uuinto @ethionet.et	Unity -University
		FA	Private		911942597	-	fakg@gmail.com	Endode
		Beshale	Private	118631818	911173797	-		Beshale
		Deliverance	Private		913124973	-		Endode
		Selam	Private		911140886	62020		Endode
		Safari	Private	911469878	913065257			semmitcondominum
		Adey	Private		911624830			Endode



## Education Statistics Annual Abstract 2010 E.C (2017/18 G.C)

Subcity	Woreda	Telephone				Po Box	E-mail	Location
		School Name	Ownership	Office	Mobile			
G u l l e	1	London	Private		911919824			Shiromedasilase
		Cherihom	Private		913356839			Shiromedasilase
		Dill Betigil	Government		906101336			shiromeda
	2	Yekatit 12	Government	111224956	911945641			Menen
		Miskaye Hizunane Medhaniyalem	Church	111260309	911784123			Sidst kilo
		Bitania	Private	111236725	911228000			Menen
		Kebele 01/02	Shemachoch					Wolega sefer
		Entoto wongelawit	Mission	111238635	912437553	30438		shiromeda
		Miracle	Private	118112276	913584818			Wolega sefer
	3	Atse Nakutoleab	Government	111239490	911336184			Menen
		Jerusalem	Government	111236638	910534377			Menen
		B.K.S Foundation	Government	111540119	910803711			Kebele 19 Arround
		Bilatena Acadamy	Private		911430309			Arround menen
		Sheromida	Private	1118126981	922436367	30252		Arround Sheroma H/Center
		M.Y	Private		924384114			Arround Sheroma Tvt
	4	Atse Libene Dingle	Government	01111123 95	912040726			Kechene Medhanialem
		Kechene DebereSelam	Private	011156 96 98	911891459			Kechene Medhanialem
		Kibebe Tschay	Government	0111 11 12 13	091324 51 55			Kechene Medhanialem
		AtseTekle Giorgis	Church	0111 55 25 60	0913 04 23 42	28	atschool@ethionet.et	Kechene Medhanialem
	5	Addis Birhan	Government		09 13 73 03 36	301cod1029		Kechene
		Elon Academy No.1	Private	011-869 41 14	09 12 14 12 46	3193code120	elonschool@gmail.cm	Kechene
		Elon Academy No.2	Private	011-111 73 96	09 38 06 04 08	3193code120	elonschool@gmail.cm	Kechene
		Tanti	Private	0111-56 84 29	09 11 68 59 59		Tanti2005@yaho.com	Kechene
	6	Tinsae	Private		911478499	9 code No 1061		Shiromeda
		Fikere Lsera	Government	111115666	912322444			Meketeya
		Entoto Freedom	Mission		911167861	80759		Shiromeda
		Bright Future	NGO		913203474			Meketeya
		Voice for street children	NGO		912603192			Shiromeda
		Prominence	Private		910155889			Shiromeda
	7	Entoto Hope for Children	NGO		911086586			Meketeya
Hamle 19/67		Government	0111-27-08-96				Addisu Gebeya	
Addis Raey		Government		09 11 34 64 78			Addisu Gebeya	



## Education Statistics Annual Abstract 2010 E.C (2017/18 G.C)

Subcity	Woreda	School Name	Ownership	Telephone		Po Box	E-mail	Location
				Office	Mobile			
G u l l e	7	Addis Tesfa Kokeb	Government					Addisu Gebeya
		Lazarist	Mission	011257-60-53				Semen mazingaja
		St.Mary	Mission	0111-56-59-08				Semen mazingaja
		EB	Private	0111-11-08-82				Semen mazingaja
		Agatos	Private	0111-27-09-50				Semen mazingaja
		Dr.fish	Private					Semen mazingaja
		Meseret	Private	913890005				Semen mazingaja
	Addis Berhu Tesfa	Association	0111-11-64-92				Semen mazingaja	
	8	Belay Zeleke	Government	111270985	912001047			Tsion hotel
		Gullele Adey Abeba	Government	111270985	911459603			Tsion hotel
		Berhane Hilina	Government	111270755	911788498			Addisu Gebeya
		Kezen	Private		922871286			Tsion hotel
		Sentitiniious	Private		911815181			Addisu Gebeya
		Sibilings	Private		911199387			
		Rufael Holysavior	Private	111268021	911671943	80282		shegolle
		Hope Land	Private	118123406	911151174	29792		Addisu Gebeya
		Focus	Private	116552306	911163853			Addisu Gebeya
	Amigonian	Private	111567533	913651009	25485 cod 1000		Addisu Gebeya	
	9	Addis Ababa No.2	Government	112593704	911573092	26404	-	
		Dil Amba	Government	112591468	913476994	-	-	
		Nejashi	Private	118696354	930105628	-	-	
		Merewa	Private	112595518	947484862	-	-	
		Meleket	Private	118677787	911651652	50311	-	
		Enat	Private	112593507	912280433	16068	-	
		Gullele Holisavior	Private	112595562	913199375	80282	-	
		k/A/A/W/Giyorgis	Private	112776398	911484994	1295	-	paster
	Ethio-Parent	Private	112594911	911427865	25278	-	paster	
	10	Fikir	Private	112590429	913232200			Shegole
		Mieraf	Government	918037604	921771439			Shegole
		Azop	Private	913027502	911754198			Shegole
Wendim Gashe		Private	112591910	911624323			Shegole	
Yenegew Fre		Private	112591188	913011350			Shegole	
Melkte		Private		911664804			Shegole	



## Education Statistics Annual Abstract 2010 E.C (2017/18 G.C)

Subcity	Woreda	Telephone				Po Box	E-mail	Location	
		School Name	Ownership	Office	Mobile				
Kirkos	1	Abiyot Ermija	Government	115511765	911124034	1011		Olompia	
		Atse Tewodros	Government	115521330	911103243	2528		Urael	
		Menen Bez	Private	115519219				Getu Commercial	
		Piter Pan	Private	115522049	911547396	5949		Debel	
		Urael	Government	118685311	913950070	5649		Atlas	
		Greek Community	Community	115515870	911656892	598	<a href="mailto:gcs@ethionet.et">gcs@ethionet.et</a>	Olompia	
		Netsanet Birhan	Government	114166514	911460881	5123	-	Drimilner hotel	
		Temenja Yazh	Government	114661301	933728110	100768	-	Wotatoche seferre	
		Hamle 1	Government	116162569	911441666	1150	-	Bole printing press	
		Dandii Boru	Private	115529982	937672918	699	<a href="mailto:dandiiboru@ethionet.et">dandiiboru@ethionet.et</a>	Wolo seferre	
	2	Narod	Private		912976234		-	Wetate meakele	
		School of Tomorrow	Private	116555343	913460484	29605	<a href="mailto:schotom@ethionet.et">schotom@ethionet.et</a>		
		Melkam ejoch	Private	115542363		90513	-		
		New Grand	Private	114653343	911419856		-	Meskerem mazorya	
		Kidun	Private		911689311		-		
		Wake up Baby	Private	114161424			-		
		3	Yetebaberut Memihran	Government	114166143	910493409		-	
			Joy	NGO	114654520	911420109		-	
			Future Talent	NGO	116637043			-	
			Choice	NGO	114163755			-	
	Gubae Egziabher/Mercy/		Mission	114165504			-		
	Adey Abeba		NGO	114166013			-		
	Fliper		International	114700788			-		
	4	Amesos Family	Private	114163642	-	-	-	Lancha	
		Berana play	Private	114896342		29800	-	Lancha	
		Birhan International	Private	114886680	930173993		-	Lancha	
		Delight Youth	Private	115503954	911557117		-	Kera	
		Divine providence sisters AC.	Mission	-	919221844		-	Lancha	
		Rafidom youth	Private	114666866	941566144	10265	-	Lancha	
		Soliana	Private	114664259	911165563	12237	<a href="mailto:Soliana_academy@gmail.com">Soliana academy@gmail.com</a>	Lancha	
		Tibeb Gebeya	Government	114165542	926811294	-	-	Riche	
		Worha Yekatit	Governments	114163563	911145528	9125	-	Kera	
5	Yewket Fana	Governments	114161169	913008143	8022	-	Lancha		
	Soliana	Private	114664299	911856188			Bulgarya		
	Sunny Side	Private	114160495	911181358	201121	<a href="mailto:Info_sunnysideeducation">Info sunnysideeducation</a>	Bulgarya		



## Education Statistics Annual Abstract 2010 E.C (2017/18 G.C)

Subcity	Woreda	Telephone					E-mail	Location
		School Name	Ownership	Office	Mobile	Po Box		
Kirkos	5	Chabod	Private	118495355	911540565	20843/1000	Chabodschoolgml.com	Bulgarya
		Meserete Ethiopia	Governments	113725839	911640765		Mesereteethiopiagml.com	Sarbet
		Ewket Minch	Government	114166823	917076824			Bulgarya
	6	Agazian No 1	Government	115504778	911362251	41800	Agazian@thionet.et	Mexico
		Himudika Kazanchis	Other	910533594	-	-		Kasanschis
	8	Tinsae Birhan	Government	1155119373	919414176	62056		Kasanschis
		Brass Youth	Private	115156713	--			Kasanschis
		Kazanchis Mekaneyesus	Other	115152536		62335		Kasanschis
	9	Biherawi	Government	115150200	913892982	100887		Near to Egzibition
		Nexus Youth	Private	115531139	911884682	577 cod 1110		Near to Dembel
		Elshaday	Private	114655448	911887756	2889 cod 1250		Meshalokiya Tena Tabiya
	10	Felege Yordanos	Government	11416470	913980082	4555		kirkos
		Walia	Government	114651652	911986062			kirkos
		Blue Bird No.4	Private	114651665	910157887	8547		kirkos
	11	wondmamach	Government	114652597	911102996	-	-	-
		Vikas	Private	114163754	911553520	-	-	-
		Blue Bird No.2	Private	114674393	912021182	-	-	-
		New Life	Private	114161491	937886990	-	-	-
		B.T.M	Private	111238659	913249692	-	-	-
	Fre Genet	NGO	114166876	911637677	-	-	-	
	Kolf e	1	Biru tesfa	Government	011-321-13-94	09-21-42-53-68		
Abune basilios			Government	011-835-67-96	09-34-16-52-80	Kiyyao@gail		Ayer tena ( china cump)
Tigat no.1			Private	011-348-14-87	09-11-46-41-01			Ayer tena
Tigat no.2			Private	011-348-14-87	09-11-46-41-01			Ayer tena
Joint vision			Private	011-348-17-43	09-11-21-28-72	7code 1033		Ayer tena
Beteseb			Private	011348-13-65	09-11-20-61-76		Bête sebacademy ethio.Ayes	Ayer tena
Ihsan			Private	011-348-06-38	09-11-88-88-99	9771033	IHSA-PKS@ yahoo com net et	Ayer tena
Mawunt oliv			Private	09-21-25-99-41	09-12-50-16-74			Ayer tena
Best			Private	09-12-95-21-31	09-12-95-21-31			Ayer tena
Mar yuath			Private	011-863-80-28	09-11-11-59-26	719/1033	Aregtegegnot.gem com	Ayer tena
Nolawi			Private	011-832-37-68	09-21-41-39-79			Ayer tena
Bemnet			Private	011-321-45-29				Ayer tena
Medinmahberawi			Church	011-321-22-62	09-11-31-56-34			Ayer tena
Kids vision			Private	09-11-90-61-93				Ayer tena



## Education Statistics Annual Abstract 2010 E.C (2017/18 G.C)

Subcity	Woreda	Telephone				Po Box	E-mail	Location
		School Name	Ownership	Office	Mobile			
K o l f e	2	Hassen	Private		913192189			Kara kore
		ZewidneshTilaye	Private	113488252				Kara kore
		One stop	Private		937943253			Kara kore
		Muse	Private	113470782				Kara kore gerare
		Alifeba	Private		929197819			siltsefarekara kore
		Atlas	Private		911566922			Kara kore
		Admasberehan	Private		911332994			Kara kore Siltesafares
	3	Anedulues	Private		911477062			Kara kore
		Beteseb	Private	113480741	911360619		betesebacademy@gmail.	Gerarekara kore
		Future Generation	Private	118685914	913707990	40298		Silted sefare
		Alifeba	Private	113695202	929197819			siltsefarekara kore
		Sarem	Private	116532687	911052872			Kara kore
		Kara kore	Private	113693285				Kara kore
		Boaze	Private		912092465			Wateadere sefarekara kore
		Atlas	Private	113693393	911566922			Kara kore
		A/Plus	Private	113694349	928198664			ReppiAkebab
		Bright hope	Private		911691385			Kara watadere sefere
		Eklas	Private	118311240	923275088	3152/43	<a href="mailto:Ehklasacademy@gmail">Ehklasacademy@gmail.</a>	Kara siltsefare
		ElmenuereNo 1	Private	118320232	911374353		Ilmennur@yahoo.com	Kara siltsefare
		Oketve	Private		930012151			Kara siltsefare
		MT	Private		913620717			Kara kore
		Cheri or card	Private		913638942			Kara kore
		Nela	Private		920652338			Siltsefarekara kore
		Loza	Private		913551036			Kara kore
		Rohobot	Private		920150395			Kara kore wataderesfare
		TesfaBer	Private		913957110			Alem bank
		Mesty key	Private	113480713	931312631			Kara kore gear
		Mumetaz	Private		912163422			Kara koregerar
		Reverland	Private		913706603			Siltsefarekara kore
		Sweet kids	Private		911669124			Karesiltsefare
East Africa	Private	113480655	910435471			Kara kore greare		
Egle	Private		911886146			Reppi japanAkebab		
Nigat	Private	118391329	911062344			Karakoresiltsefar		
Wimal	Private	118117144	911154493			Kara koresiltsefar		



## Education Statistics Annual Abstract 2010 E.C (2017/18 G.C)

Subcity	Woreda	Telephone					E-mail	Location
		School Name	Ownership	Office	Mobile	Po Box		
K o l f e	3	Fere	Private		911121925			Kara kore watedrsfere
		Nejat	Private		925928596			Kara koresiltesefare
		Muse	Private	113470782	922108339	7361033		Kara kore gerare
		Besrat Teweld	Private		941998984			Reppi G/bereal Charch
		Scool Of America	Private		923036155			Kara kore Maberat hyel Jerba
		Vision Afirica	Private		913396593			Siltesefarekara kore
		Sun rise	Private		911973274	10967	Sunriseacademy87@gmail.	Reppi Secondary School akebab
	4	Sunf lower	Share	113482070		-	-	Ayer tena
		Apple	Private	113483659	911068575	-	-	Ayer tena
		Lemma Negewo	Private	113489134	912096008	-	-	Ayer tena Ayer tena
		Brilliant	Private	113487851	960001599	-	-	Ayer tena
		Zneas	Private	118684766	909772682	-	-	Ayer tena
		Yehmdar No 1(5-8)	Share	113484199	923566492	-	-	Alem bank
		Yehmdar No 2(1-4)	Share	118387896	913165511	-	-	Alem bank
		Equilibrium primary	Private	113693073	911532235	-	-	Alem bank
		Rising sun	Private	113485795	911098607	-	-	Alem bank
		Jemmo Consumer Co.op No 1	Share	113487240	910306345	-	-	Alem bank
		Jemmo Consumer Co.op No 4	Share	113487240	910306345	-	-	Alem bank
		Jemmo	Government	1183530446	912027040	-	-	Alem bank
		Iman	Private	113486203	913094461	-	-	Alem bank
		Yetwliid tesfa No 1(1-4)	Private	113485608	929439730	-----	-	Alem bank
		Yetwliid tesfa No 2 (5-8)	Private	113498852	911145287	-	-	Alem bank
		Alpha keranyo	Share	113498903	945606808	-	-	Alem bank
		Iman	Private	113486203	913580877	-	-	Alem bank
		Yetwliid tesfa sekndary	Private	113498852		-	-	Alem bank
		Alpha keranyo	Share	113498903	-	-	-	Alem bank
		Ayer tena	Government		912117486	-	-	Ayer tena
		Yetwliid tesfa	Private	113498906	913777167	--	-	Alem bank
Sunflower primary	Share	113482070	912148624	-	--	Ayer tena		



## Education Statistics Annual Abstract 2010 E.C (2017/18 G.C)

Subcity	Woreda	School Name	Ownership	Telephone		Po Box	E-mail	Location
				Office	Mobile			
Kolfe	4	Apple	Private	113483695	911390362	-	--	Ayer tena
		Lemma negwo	Private	113489134	920803065	--	--	Ayer tena
		Brilliant	Private	113487851	910066231	-	--	Ayer tena
		Yehmdar No 1	Share	118387895	911532235	-	-	Alem bank
		Yehmdar No 2	Share	1183507390	910336220	-----	-----	Alem bank
		Equilibrium	Private	113693073	911076008	-	-	Alem bank
		Rising sun	Private	113485795	913104997	-	-	Alem bank
		Jemmo Consumer Co.op No 3	Share	113482442	910526400	-	-	Alem bank
		Jemmo Consumer Co.op No 2	Share	113482442	912188607	-	-	113482442
		Gesemfa no 1	Share	118119720	911956231	-	-	debreabay
		Gesemfa no 2	Share	118115807	911956231	-	-	debreabay
		Alhilal	Private	113485675	911002102	-	-	Alem bank
		Mery	Private	113486343	911720374	-	-	Alem bank
		New side	Private	-	911658977	-	-	Alem bank
	Winers	Private	118320383	913552027	-	-	Alem bank	
	Lukman no 1	Private	11485375	962844445	-	-	Alem bank	
	Lukman no 2	Private	11485375	962844445	-	-	Alem bank	
	Alpha keranyo	Share	113498903	913300853	-	-	Alem bank	
	Jemmo	Govemen	-	912027040	-	-	Alem bank	
	Merit	private	113482151	911131528	---	--	Ayertena square	
	Tesfa dirjit	N.G.O	0113482-53-4	910335899	----	--	Ayertena square	
	Addis hiwot	Governme	-	911100259	----	---	Betel road abve woreda 05	
	Bilen	Private	-	09-2273-0929	---	--	Betel road abve woreda 05	
	Awoliya no2	Mission	01134-96-110	913297836	---	--	Betel road abve woreda 05	
	Addisalem	Private			---	--	Betel road abve woreda 05	
	Matilida	Private			---	--	Betel road abve woreda 05	
	Shalom	Private		0911-06-06-52	---	--	Betel road abve woreda 05	
Hiwot birhan	Church			---	---	Betel road abve woreda 05		
Successes	Private			---	---	Betel road abve woreda 05		
Keste demena	Private			---	---	Betel road abve woreda 05		
Sweet baby	Private		09-11-3542-92			Around Fm road		
Akaki qalehiwot	Church	113492895	911332588			Infront ofKolfe keraniyo wereda 5		





## Education Statistics Annual Abstract 2010 E.C (2017/18 G.C)

Subcity	Woreda	Telephone					E-mail	Location
		School Name	Ownership	Office	Mobile	Po Box		
K o l f e	5	Yezelalem minch	NGO	911912079	911912079			Betel road abve woreda 05
		emebizuhan	Church	1134885557	911973649			Alembank road
		Sweet baby	Private		09-11-3542-92	---	---	
		Bikolos Nur	Private		920751616			Bethel
		Olive	Private		113490419			Woyra Bethel
		M.E.S.T	Private		113490735			Woyra
		Fruit	Private		911988299			Giorgis
		Tsinat	Private		913010735			Bethel
		Beteseb	Government		113495451			Bethel
	YemaneBirhane	Government		912947590			Woyra	
	Weyra	Government		911708811			Bethel	
	Yemanebirhan	Government		911809185			Woyera bethel	
	Big bird	Private		911462258			Around kids gorgis church	
	debredres kids gorgis	Private		118371100			Inside of kids gorgis church	
	Rezan	Private		912422542			Infront of Bethel moscue	
	Birket	Private		911890052			bethel	
	Bikolos carying	Private		920751616			In front of moscue	
	Bikolos Nur Honest	Private		913063412			Infront of woreda 06	
	Fruits NO 1	Private		911988299			bethel	
	Fruits NO 2	Private		920139149			bethel	
	M.E.S.T	Private		935011571			tele	
	Tsinat	Private		913010735			Around kids gorgis church	
	Olive	Private		913267042			bethel	
	Renaissance	Share		915246458			bethel	
	yemehedare	Share		118349249			tele	
	Al.afia No 2	Share		913824308			Bethel	
	Al.afia	Share		913454179			Bethel	
	Addis Tesfa	Government	011 3499459	910020327	-		Bethel	
Al.afia No 1	Share		96402244			Bethel		
Abune Gorgoriyos	Share	-	09 13318899	-		Bethel		
Daliya	Private	01 13497765	09 13000206	8222		Bethel		
Birhan	Private	-	09 13922183	-		Bethel		



## Education Statistics Annual Abstract 2010 E.C (2017/18 G.C)

Subcity	Woreda	School Name	Ownership	Telephone		Po Box	E-mail	Location	
				Office	Mobile				
K o l f e	7	Al -Afiya No -1	Share	01 13696504	929189991	-		Bethel	
		Al -Afiya No -2	Share	01 18299644	09 13824308	-		Bethel	
		Beteseb	Private	113696662	911968646	26761		Bethel	
	8	Helina	Private		0911 19 91 13			Yeshedebele	
	9	MesereteEdiget	Government	112792332	911809195	180064	-		Mebrat Haile
		yohatsion	Private	--	912070802	-	-		Mebrat hail
		Family	Private	-	911442054	3255	-		Torhailoch
		Moonlight	Private	118305020	912054424	-	-		Torhailoch
		Sam	Private	-	911857737	-			China Embassy
		Omega	Private	113711550	911485281	-	-		Torhailoch
		kebron	Private	113710764	938957026	-			Total
		Cruise	Private	113724400	911466936	-	-		Total
		Kumneger	Private	113201599	911891620	-	-		Total
		E C S	Private	-	912966794	-	-		Mebrat Haile
		Unity	Private	-	911482872	-	-		Torhailoch
		Uma	Private	-	09 11858877	-	-		Torhailoch
	10	Selamber	Government	112791468	-	50913	-		Likuanda
		SewasewBirhan	Church	112738044	-	-	-		Likuanda
		Noterdam	Private	-	911617014	30502	-		Likuanda
		Yididya	Private	-	911464771	-	-		18 Mazoriya
		Piramid	Private	112803751	-	-	-		Mebrat hail
	11	Addis Youth	Private	118205167	0911-72-86-76	--	--		SORAMBA
		Abem Youth	Private	112738822	911538020	--	--		Around Lukanda
		Fire	Private	--	911685682	--	--		Around Lukanda
		Abbay	Cooperative		0911-06-77-10	--	--		Around Philipos Church
		Readymade	Share	112808448	0911-61-21-80	--	--		Lomi Meda
	12	Ewkte wogne	Government	112791129	921256340				18 mazoriya
		Al-afia no2	Share	112791957	922160443				atenatera
		kolfemekaneyesus	Mission	112738903	944020442			kolfemekaneeyesus@gmail	18 mazoriya
		hunda	Private	118278063	921894624			hundaschool@gmail.com	18 mazoriya
	13	Gibson youth	Private	011 8227414	911066169			gyaschool@gmail.com	Traffic sefer



## Education Statistics Annual Abstract 2010 E.C (2017/18 G.C)

Subcity	Woreda	Telephone				Po Box	E-mail	Location
		School Name	Ownership	Office	Mobile			
K o l f e	13	GH	Private	011 820 59 62	912357860			Tero silassie
		Biruh Ray	Private		912789777			Tero
		Umehat	Private		0941 30 94 81			Lomi meda
		DagmawiBirhan	Government	118275281	913409293			Birichiko
		Fares	Private	118279020	0911 44 10 93			Birichiko
		Ardi Youth	Private		911781672			Birichiko
		Icon	Private	011 829 9667	911148113		Befk2004@gmail.com	Birichiko
		Corner stone	Private	112703682	911423693			Birichiko
		Aster Bete Fikir primary	Private	011 279 89 75	913679139			Wingate Trafik sefer
		Bashewam	Private	011 2738985	913031890			Tero arat menta
		Teri	Private	011 830 98 78	911666340		terryKg1-3@gmail.com	Lomi meda
		3A	Private	011 279 38 17	912182447			Terosilassie
		Newlife	Private	118206275	0912 06 32 35			Tero arat menta
		Lemonland	Private	011 279 45 26	911883189			Lomi meda
		Asko Progress	Private	011 868 9092	911404597			EyasuTsebel&Chereta
		EyerusalemAkato	Private		0911 10 87 81			Tero silassie
		Bashewam	Private	112739826	910163267		bashewamschool@gmail.c	Tero arat menta
		Asko Progress	Private	112705001	911136539			EyasuTsebel&Chereta
		St.Fransisco	church		911661420			Asko chereta
		NECHGA	Private		911152098			Asko chereta
		Asko progress	Private	112730809	0912462684-			Asko chereta
		Icon KG	Private	118299577	910919711			Birchiko key meskel akababy
		Ardi Youth No.1	Private	118966363	911980706			Birchiko
		Ardi Youth No.2	Private	118278228	911930667			Birchiko
		GULEle Fana	Government	118279610	911413520			Awolya
		Al-Qalam	Private		910857187			Awolya
		Aster BeteFikir	Private	112798975	911453740			Winget Trafic sefer
		AL-Afiya	Private	112739290	911748420			Tero Tirafic sefer
	Gibson	Private	112791546	921400903			Tirafic sefer	
	14	Addis Fana	Government	112702267	-----	28752	-----	Addis sefer
	Fitawurari	Government	112701787	-----	57782	-----	Asko	





## Education Statistics Annual Abstract 2010 E.C (2017/18 G.C)

Subcity	Woreda	School Name	Ownership	Telephone		Po Box	E-mail	Location	
				Office	Mobile				
Lideta	3	Bilal	Private		911106656				
	4	Abdisa Aga	Government	112134514	913568239	-	-	ABINET	
		Karamara	Government	1122133282	911940714	-	-	ABINET	
		Kebele 37	Public	112763908	911349133	-	-	DARMAR	
		Kebele 29	Public	112139409	913685329	-	-	Geja sefere	
		School of Americana Geja	Private	-	913562132	-	-	Geja sefere	
		School of Americana Balcha	Private		910995061	-	-	Darmar	
		Brilliance	Private	118517047	911762948	-	-	Geja sefere	
	5	Kebele 30	Public		910818257			Behind Pepsi factory	
		Kebele 41	Other		913671470			Behind Pepsi factory	
		Kebele 42	Other		911300196			Behind Pepsi factory	
	6	Edget Besera	Government	115157055		2406		Teklehymanot	
	7	Gola Birhan	Government	111112956	912168916			Somala tera	
		Abadir	Public	111113931	911262140			Teklehayemanot areai	
		Ruhama	Private		911178300			Imegration area	
		Alsawole	Private	111556009	911755293			Somala tera	
	8	School of Americana	Private	115512190				Near balchca hospital	
		Tesfa kokeb	Government	118591107				Near to Darmar shoe fa	
		St.George	Government	115152944				Near balchca hospital	
		LidetaWongelawit	Church	115516755				5gna police station	
	10	Frehiwot No.1	Government	115157818		4466		Lejo Alumiiume	
		True Hope	Private	115512362				Behind Metec Lideta	
		Liza	Private	115158241				Bisirat FM area	
		Good Neighbours	Private	118957483				Behind Lideta church	
	Nifassilik	1	Stanford Addis	Private	-	911693168	-	-	Lebu
			Tsigereda No 1	Private	-	911879711	-	-	Lebu
			Tsigereda No 2	Private	-	911879711	-	-	Lebu
School of Redemition			Private	-		-	-		
Bealbaparasium			Private	-	969957627	-	-	Mebrat	
Neway Challenge No 1			Private	-	924438503	-	-	Mebrat	
Neway Challenge No 2			Private	-	924438503	-	-	Mebrat	
Briliant			Private	-	911129525	-	-	Mebrat	
Rute	Private	-	920595937	-	-	Hanna Sefera			



## Education Statistics Annual Abstract 2010 E.C (2017/18 G.C)

Subcity	Woreda	School Name	Ownership	Telephone		Po Box	E-mail	Location	
				Office	Mobile				
Nifasilik	1	Arcmen	Private	-	911167250	-	-	Addis Ababa Condominium	
		Genious Zone	Private	-	911359350	-	-	Sefera	
		Hanna	Government	-	911866366	-	-	Sefera	
		Beteseb	Private	-	935409611	-	-	Lebu	
		Kassech	Private	-	911118589	-	-	Garment	
		Fire Hohitebirhan	Private	-	911850638	-	-	Dula Mariam	
		Furi Mariam	Private	-	91108491	-	-	Dula Mariam	
		Boliam	Private	-	911966366	-	-	Barina Adebabay	
		Kibua Rose Park	Private	-	911451660	-	-	Hanna	
		Light House	Private	-	916591229	-	-	Oromia Condominium	
		HB	Private	-	913226183	-	-	Hanna	
		Blue Nile	Private	-	913591229	-	-	Hanna Sefera	
		Kal Mal	Private	-	911546348	-	-	Hanna Sefera	
		Misrak	Private	-	913434972	-	-	Garment	
		Yirgalem	Private	-	912779313	-	-	Oromia Condominium	
		New Fortune	Private	-	913916020	-	-	Kebele	
		Hidasie	Government	-	918944446	-	-	Oromia Condominium	
	Zema	Private	-		-	-	Kebele		
	Quata	Private	-	923461537	-	-	Hanna Sefera		
	Sheger	Private	-		-	-	Oromia Condominium		
		2	Hunde Gudina	Private					Mechael Adabay
			Addis Hiwot	Private	113698052				
			Strong Hearts	Private		911726537			
			Hermon	Private		912051770			
			Roman	Private		911947357			
			Kore Birhan Wongel	Church		910545391			Near to mechael Adebabay kore
			Maleda	Private		911306244			
			Champion	Private		947721515			
	Limat		Private	113210373					
	Peer Paulo		Church		913128106				
	Vital		Private		911377335				
	Sew Tsega	Private	113210939						
	Hiber No.2	Government	113211577				Mekanisa Michael church		
	Pride	Private	113212175						
	Nigat	Private	113214541						
	St.Mery	Church	113210148						



## Education Statistics Annual Abstract 2010 E.C (2017/18 G.C)

Subcity	Woreda	School Name	Ownership	Telephone		Po Box	E-mail	Location
				Office	Mobile			
Ni fas ili k	2	Mekanisa K/Michael	church	113698051				
		Impressing Hope	NGO		929191285			
		School of Excellence	Private	113214181				
		Addis Tesfa	Private		912058244			
		T.W Trinity	Private		911372702			
		Yeamde	Private	113211733				
	3	Doliphen	Share Company	116534954				
		Defrom	Private		911383370			
		Abyot Fre New Hope	Edir		113215246			
		C.S.S	Private	118391531				
		Great Ethiopia Transformation	Share Company	118961904				
		Alpha Blen	Share Company	113698021				Mechael Adabay
		Future Generation	Share Company	113211588				
		Kids Vision	Private		911906193			Around woreda 02
		Origen of knowledge	Private		913519958			
		Brana play	Private	0912699193	930033536			
		Bisrate Gebreal	Private	0911184952	912189378			
		Captun danagle	Catholic		913075927			
		Cruise no-1	Private	113201887	0911115440			
		Cruise no-2	Private	0986998621	911197017			
		Double	Private		911791994			
		Ever East	Private		911960267			
		Gifted hand	Private	118350842	921623737			
		Greenard	Private		911769015			
		International Community school	International	113711544				
		Kids First	Private	113711509	921147900			
		Mald	Private	118337319	911130184			
		Mekanisa Akababi	Government	113727768	912002161			
Mekanisa Mekane Yesus	Church	118359427	911380994					
Mekdela	Government	113203082	912629883					
Modern Academy	Private	118315014	913007150					



## Education Statistics Annual Abstract 2010 E.C (2017/18 G.C)

Subcity	Woreda	School Name	Ownership	Telephone		Po Box	E-mail	Location
				Office	Mobile			
N i f a s i l i k	3	New English no-1	Private	0118362032	913615433			
		Roboust	Private	118685952	913339762			
		Sara Canzaro	NGO	0113727825	921937848			
		School Of tomorrow	Private	113724647	922518441			
	4	SOS	Private	113204222	911673020			
		Spring Of knowledge	Private	113713376	911476700			
		The Light house	NGO	118301052	913103005			
		New English no-2	Private	118360155	910111971	-	Neps@ethionet.Net	
		Yeneta	Private	0118495296	911541990			
		New English no-2	Private	118360155	910111971			
		F.M	Private	114660428	911059346	-----	-----	Around W 05 office
	5	M.T	Private	-----	911901901	-----	Mimiwondimu 207@gmail.com	Around Gofa Industural College
		Veronica	Private	-----	913491377	-----	-----	Around Gofa center
		Alexander	Private	-----	911719174	3544	Natsam2005@gmail.com	Around kidane mihiret church
		Strivers	Private		911397216	-----		Around kidane mihiret church
		Sun Coat	Private	114660777	912777904			AroundW05 health center
		Ahadu Beteseb	Private		911433528			Gofa Gebriel
		Zikire Teophlos	Church	114163686	930641488			Gofa Gebriel
		Nation Wide	Private	118406144	911645590	182718		Gofa
		Netsanet Chora	Government	114160118	911346206	5242		Kera
		Tiruwork	Private	114160471	911684290	40953	truah@ethionet.et	Gofa
		Cordova	Private	118698289	930175849	181889	contactmuctar@yahoo.com	Kera
		Destiny Future	Private	114160107	910782679	121235	haregl@yahoo.com	Kera
		Atse Zereyakob	Government	114167440	911111608	7404		Kera
	6	Nure Jemal	Private	118685831	911035033		Nurjemal2014@gmail.com	Kera
		Lhket	Private	114668271	911718637			Kera
		Eagle	Private		912630386			Gofa Mebrat
		Hawariyaw Petros	Government	114163332	910321751	6361	Hawaryawpetros1964@gmail.	Gofa
		Font	Private	118518876	913263541			Gofa Mebrat
		Eldra	Private	118685858	911066032	17854		Gofa camp
Kids New Flower		Private	114669166	911458937			Kera Akebabi	
Bisrate Gebriel		Private	114703894	910305703	31563	bgisaddis@gmail.com	Gofa Mebrat	
Merkoriwos	Private		923340292	122388	merkoriwsschool@yahoo.	Gofa Mebrat		





## Education Statistics Annual Abstract 2010 E.C (2017/18 G.C)

Subcity	Woreda	School Name	Ownership	Telephone		Po Box	E-mail	Location
				Office	Mobile			
N i f a s i l i k	7	Salem	Private	114423544	911159632			
		Sabedy	Private	114401512	911150510	6008	<a href="mailto:sabedyinteracademy@gm-ail.com">sabedyinteracademy@gm-ail.com</a>	Saris wereda7 Akababi
		Darsy	Private	114424262	911380097	120935		Saris wereda7 Akababi
		B.R.S	Private	114409297	930034724	8583	<a href="mailto:Solomongebre95@yahoo.cfom">Solomongebre95@yahoo.cfom</a>	Saris wereda7 Akababi
	8	Agazian No.2	Government	114428051	912116082	-		Around Gotera
		Sebiste Negasi	Government	118290261	911896436	-	-	Around Gotera
		lemlem	Private	-	922848695	-		Around yoseph
		B.T.D	Private	114708001	911134488	-	-	Around Gotera
		Iddon	Private	114404928	911917173	-	-	Around Gotera
		mekirez	Private	-	911887305	-	-	Around Gotera
	9	Addis Amba	Government	114420441	910544201	120112	--	Saris Addis Sefer
		El-Bethel	Private	114426708	913283718	181660	<a href="mailto:Elbethelacademy1986@gmail">Elbethelacademy1986@gmail</a>	Saris Addis Sefer
		Falcon No.1	Private	114402053	913098866	22510	<a href="mailto:Falacademy@gmail.com">Falacademy@gmail.com</a>	Saris Addis Sefer
		Falcon No.2	Private	114406726	911166726	22510	<a href="mailto:Falacademy@gmail.com">Falacademy@gmail.com</a>	Saris Addis Sefer
		Falcon No.3	Private	114421971	913397224	22510	<a href="mailto:Falacademy@gmail.com">Falacademy@gmail.com</a>	Saris Addis Sefer
		School of Aygoda	Private	114404217	911928382	--		Saris Addis Sefer
		Typify youth acdemy	Private	114403508	913289528	--		Saris Addis Sefer
	10	Sene Zetenge	Government	114425226	912059804/913488253	1201	-	Old Ethiopian railway/Round Bunna board/
		Abiyot Fana	Government	114425667	911868019	120153	-	Round Abesineya leather factory
		Promis Keepers	Private	011-4-42-24-75	985400606/911686079	121201	-	Back of Dama hotel/200m
		Progress	Private	011-4-42-22-46	926834258/913665096	-	-	Round Ethiopian red cross association
		Ruth	Private	--	911005393	121073	-	Kye Afer /ketene 01/
		Yeneta- Hahu Absсарie	Private	114421763	913045933	-	-	Infront of ketena 02 police community
		Solomons	Private	011-4-42-79-01	913397232	121707	<a href="mailto:Infosolomonsacademic.org">Infosolomonsacademic.org</a>	Nifas silk painting factory
		Nure Jemale	Private	-	911035033		<a href="mailto:Nujamal.2014@gmail.com">Nujamal.2014@gmail.com</a>	Airlines village/ketene 04
	11	kotari	Government	118690281				Hana Akababi ketena 2
		Ewuket Birhan	Private		947742060			Hana Akababi ketena 2
		Sinziro	Private	114197323	911449969			Hana Akababi ketena 2
Asrok		Private		921611985			Hana Akababi ketena 2	



## Education Statistics Annual Abstract 2010 E.C (2017/18 G.C)

Subcity	Woreda	School Name	Ownership	Telephone		Po Box	E-mail	Location
				Office	Mobile			
N i f a s i l i k	11	Genius	Private		911771959			Hana Akababi ketena 2
		Misale	Private		911691324			Hana Akababi ketena 2
		Leule Mekonnen	Private		910567034			Hana Akababi ketena 2
		Efrata	Private	114194289	913503934			Hana Akababi ketena 3
		Akilesiya	Private		911883345			Hana Akababi ketena 3
		Ashkol	Private		911632669			Hana Akababi ketena 3
		Halet Comet	Private		913288065			Hana Akababi ketena 3
		Rohobot Vision	Private		911316912			Hana Akababi ketena 4
		Yerom	Private		913399934			Hana Akababi ketena 4
		Sweet Baby	Private	114194403	911649538			Hana Akababi ketena 4
		Memory	Private		911768175			Hana Akababi ketena 4
		Eyakebwehana	Private	114192193	911764001			Hana Akababi ketena 5
		Metro	Private		911130151			Hana Akababi ketena 5
		Amen	Private		911412861			Hana Akababi ketena 5
		Yeabkal	Private		912192619			Hana Akababi ketena 7
		Addis Hiwot	Private		913776604			Hana Akababi ketena 7
		Tseday	Private		911309113			Hana Akababi ketena 7
		Shalom	Private		912138081			Hana Akababi ketena 8
	Sidon	Private		911873386			Hana Akababi ketena 8	
	Ethio Genesis	Private		912718878			Hana Akababi ketena 8	
	Saba boru	Private		913325729			Hana Akababi ketena 8	
	Finote Loza	Private		910545871			Hana Akababi ketena 8	
	13	Rediet No 1	Private	11858300	920595097			suqee
		Afomiya	Private	118443015	913850049			lebu
		Bi-brest	Private	118307118	926714254	42652		Jemo-1
		Unique	Private	118321083	923114501			suqee
		Apple	Private	118382924	913657248			Jemo1
		Jemo2	Government		946703116			Jemo2
Mark		Private	118449097	911661979			Jemo-1	
South West		Private	0118965557/8	911421293	50010	S.W.A @ ethio net et	Jemo-1	
Sunny Land		Private	118352903	911611659		sunny land@gmailcom	Jemo-1	
Abune Gorgorios		Private		911379641			lebu	
Meraf	Private	118829280	929247045			Jemo-1		



## Education Statistics Annual Abstract 2010 E.C (2017/18 G.C)

Subcity	Woreda	School Name	Ownership	Telephone		Po Box	E-mail	Location
				Office	Mobile			
Nifasik	13	Penel	Private	118388449	912128250		peneal yetberk acadam@yahoo.com	Jemo-1
		School of Indian	Private	118494567	913487584	121875	school of indiana@ ethio net.et	Jemo-1
		Sefere Selam	Private	118114101	925655167			Jemo-1
		Dream	Private	0118829445/6	930749005		liya.abera@yahoo.com	Jemo-1
		Nolawi	Private	9118329074	916893571		Nolawikinderjartelandprimary@.	suqee
		Daynamic	Private	118449100	912094092		daynamicshool@gmail.com	Jemo-3
		Amba youth	Private	118685948	9221774603	76/100	amba youth@gmail.com	Jemo-2
		Rediet No2	Private		913024122			suqee
		Yanduaem	Private		966977858		Yandlem academ@gmail.com	Jemo-2
		Spring of knowldge	Private	11885960	911476700		tilahuniruk2gmail.com	Jemo-1
		Geeze	Private		911643801		mesfenmeku@gmail.com	suqee
Felege neway	Private		912966550			Jemo1		
Yeeka	1	Tigllenetsanet	Government		912098115			Genete Eyesus
		Miyazyia 23	Government		967292584			Meri Joy
		Kudus Markos	Government		0921604480/0984808205			Wami Biratu
		Montosoriyan	Private		913102718			Genete Eyesus
		Emawayesh	Private		911025381			Genete Eyesus
		Akiya Acadamy	Private		910102135			AroundUniversity Teachers' Homes
		HabteSlasie Metasebya	Private	0118 11 86 60	913583624			Meri Joy
		Lemlem	Private		911693829			Wami Biratu
		Genete Eyesus	Church		910105390	31672		Meri Joy
	2	Hizbawiserawit	Government	111140080	912157099	21734	-	Mazoriya
		MekaneHiwot	Government	111140012	912221325	32701	-	Abiyechrch
		Yeha Science & Technology	Private	111548248	913395508	3893	-	Biretdilid
		Lemlem	Private	111140074	911690738	30744	-	Mazoriya
		Missaki	Private	111227931	912018625	56244	-	France embassy
Rafidem		Private	111548484	923493404	16508	-	Libebirhan adarash	
Seble		Private	---	911865568	31185	-	Biretdildiy	
Endurance	Private	---	912372747	17336	-	Bonowiha		



## Education Statistics Annual Abstract 2010 E.C (2017/18 G.C)

Subcity	Woreda	School Name	Ownership	Telephone		Po Box	E-mail	Location
				Office	Mobile			
Y e k a	2	Hirut Kale	Private	111141266	911247209	-	-	Biretdildiy
		Nigist	Private	111140120	910804149	-	-	Biretdildiy
		Gurara Freedom	NGO	111144117	910078659	-	-	Gurara
		Kidusyared	NGO	-	911690053	-	-	Biretdildiy
	3	Hibret Fire kuter 1	Government	111235897	911059263			Aserasemint
		SeraMono	Private	111249894	930034323			Aserazetegn
		Characount	Private	111325367	913079834			Aserazetegn
		Tiwince	Private		911990166			Aserasoset mazoriya
		Hibret Fire kuter 2	Government	111224907	911821266			bella
	4	Andnet	Shemach	-	913665512			Minilik
		Karamara	Shemach	0111-235982	911380402			Sidist-Kilo
		Addis Berhan	Government	0111-248874	912241081			Minilik
		Kebena Adventist	Mission	0111-237005	938648213	14038		Kebena
	5	YekaTerara	Government	116461443	924003739	30121		Megenagna
		Yeka primary	Government	116674707	923986513	30013		English Embassy
		Kokebetsibah	Government	116182167	910871584			Kebena
		AFA	Private		926765579			YekabMichael
		Addis sew	NGO		913471705			Ankorecha
		Bukaya	Government	116674707	923986513			English Embassy
	6	BirahnGuzo	Government	115155165	913359229			Kazanchis (Enderase)
		Miss ford	Government	115157247	960138321			Kasanchis(infront of Meles Foundation)
		NigatKokeb	Government	115534423	921331383			infront of Aware Aware Health center
		Ethiopia Andinet	Government	115518711	913376993			Kazanchis (Around Gibi Gebreal)
		Temsalet 2000	Private	115150272	911910913			Aware(Around Douce Clinic)
		Crown youth	Private	115533461	927709583			Aware(Around Ensaro Hotel)
		Yetnebersh	Private	118704605	913024292			Aware(Around Ensaro Hotel)
		V-nuvel	Private	118501853	921810418			Kasanchis(Around 32 kebele)
		Kefa	Private	115517512	913428334			Enderase
		Key kokeb	Public	115153650	911715959			Aware( Around Meles Foundation)
		Indian International	International	115590187				Aware
		Flipper International	International	115548095				Kasanchis( Around Meles Foundation)
	7	YekaMisraqChora	Government	116181768	911715470	No	No	British Embassy
Adwaber		Government	116673803	912040386	No	No	Signal	
Yeka Global		Private	116180197	911645191	No	No	British Embassy	
Nobel		Private	116622578	911167003	553	No	British Embassy	



## Education Statistics Annual Abstract 2010 E.C (2017/18 G.C)

Subcity	Woreda	School Name	Ownership	Telephone		Po Box	E-mail	Location
				Office	Mobile			
Y e k a	7	Indian International	Private	118590187	-	5595	iis@ethionet.et	British Embassy
		Winer	Private	-	910946852	-		baldaras
		Alone	Private	-	911004724	-		hayahulte
		Biruh	Private	118101450	911335014	25664	No	Adwa Dildy
	8	Biruh Tesfa	Government	116632247	911365107			Woreda 08
		Abiyot	Government	116518130	913303223			Central Shewa Hotel
		Magic Carpet	Private	116636605	918311687			Chefe Tena tabiya
		St Michael	Private	116180202	912286826			Lem Hotel
		School of tomorrow	Private	1116621205	911130853			British Embassy
		Sarina	Private	116183508	9131199010			Sholla
		Blue Bird	Private	116623293	912369844			Dinberua Hospital
		Goal	Private	911231679	965917689			Wubet Building
		Milkway	Private	912411504			closed	Sholla
		Bete-Egziabher	Private	911739726			closed	Addis College
		Wetatoch Genet	Government		913554587			Addis College
	9	Kotebe Adventist	Church	116515460	913888480	190346		2
		Kotebe Mekaneyesus	Church	116671744	911927583	190020		02 near to health center
		Andinet International	Private	116479986	920557787			Wuha Limat
		Worldwide orphans	NGO	910161740	911153960	101763	worldwideorphanseth@gmail.c	Meteleya
		Education for needy people	Private	116455240	910555311		Kalb ent@gmail.com	Medhanalem
		Bell Tower	Private	116463303	920155574		Feyenlafaye@gmail.com	Medhanalem
		St.Michael	Private	116464999	912498215	81277	St.michael school@yahoo.com	2
		Mavis	Private	116466822	910139685			Meteleya
		Cristolobe	Private	118656689	911109785	3351		Abyssinya
		Maramawit	Private	116456550	913236639			Abyssinya
		Deliverance	Private	-	911468921	23542	Deliverance eth@gmail.com	2
		Hill side	Private	116457444	977059153	21616	Hillside@eth.et	Abyssinya
		EB 1	Private	116463377	911343039			2
		Yeka Debre Mihret Kidane Mihret	Church	116454999	912034409			Meteleya
	Armoname	Private		911305812			Abyssinya	
	10	Yeametah	Private		0913-394569			Around Ankorcha st. Gebrale
		Sello	Private		0912-032977			Ankorcha Taxi mazore



## Education Statistics Annual Abstract 2010 E.C (2017/18 G.C)

Subcity	Woreda	School Name	Ownership	Telephone		Po Box	E-mail	Location
				Office	Mobile			
Ye ka	10	W.K	Private		0911-002788			Cheleleko
		A.M.T	Private		0913-578670			Cheleleko Edire bet akbabe
		Negate	Private		0920-006792	190227		Dehinate mazora
		Alab No 2	Private		0912-216164	190227		Under Ankorchaxia mazora
		Sewite	Private		0911-195998			Hebrate Meslale
		Fairway	Private	116462686	0911-428176		fairwayschool@yahoo.com	Salaysh com. police station Akababe
		Flower	Private		0913-243592			Salaysh
		Elmo	Private	0116-462696	913215606	18065		Salaysh
		Kidist Hana	Church	0116-459077	913019969			Hana
		Eyor	Private		0911-892009			Hana Metaleya
		Ethio vision	Private		0911-641758			Gohi
		Salayish	Government	0118-389389	942571218			Salaysh
		Mersi	Private		929047027			Danse
	Bleze	Private		911914058			Behanid W10 health Center	
	11	Hamer	Private	-	984709284	-	-	Around Slam dabo bet
		Dja/wondrad	Government	116455842	913220141	19300	-	Infront of W-11 Administration
		Beza	Private	1166033072	0911124521-	-	-	Wesen around mikael
		Eden	Private		911133593	-	-	Wesen
		Marvel	Private	930519154	0912131816-	1478	-	Around Dja/wondrad
		Deliverance	Private	-	911754235	-	-	Kotebe metroplotal university
		Fresh and Green	Private	-931084400	986890301	-	-	Kotebe metroplotal university
		Macmillan	Private	-116559749	911811411	-	-	CMC
		Union kg	Private	-	912001731			Wesen around mikael
		EcllecianNuhamine	Private	016602406-	911477949	-	-	Kotebe University College
		Rational	Private	-	913683712	-	-	Around Dja/wondrad primary
		Happy kids	Private	116601343	0911446340-	-	-	Around Dja/wondrad
		GYF acadamy	Private	-	913909399	-	-	Kotebe University College
		Kotebe	Private	0116608476-	912126158	31526	-	Around Kotebe metroplotal university
		Universal	Private	-	913208269	-	-	Near Education Bureau
		Livero	Private	-	912164628			At the back of Kotebe metroplotal university
Edgettajeb		Private	116601905	0911241383-	1316	-	university	



## Education Statistics Annual Abstract 2010 E.C (2017/18 G.C)

Subcity	Woreda	School Name	Ownership	Telephone		Po Box	E-mail	Location
				Office	Mobile			
Ye ka	11	Elivent	Private	911046920	922135215	-	-	At the back of wenderad mesenado
		Excellency	Private	0913577767-	930100573	-	-	At the back of wenderad mesenado
		Future youth	Private	-	911959561	7435	-	Around Kotebe metroplotal university
		Rohobot	Private	-	912131816	-	-	Kotebe Around Slam dabo bet
		Selam children village	Private	118962040	0911149241-	8075	-	CMC
		Neway youth	Private	116602522	0939595185-	14114	-	CMC
		Magnent	Private		0913284444-	-	-	CMC
		Wuleta	Private	118899288	911901635	-	-	CMC
		Masol	Private	-	911482576			Wenderad Around mikael
		Helen	Private	-	927701532			Wesen
	Regib	Private	116601935	921428669			Around Kotebe metroplotal university	
	12	HiwotTsion	Private		913817733			Gebriel
		Kotebebirhanehiwot	Government		913159259			Mesalemiya
		karallo	Government	116600470				karallo
		kesattebirhan	private					Gebriel
		Sefeakadamy	private		911481681			Mesalemiya
		Muse No.2	Private	116608760				Mesalemiya
		TS Rohobot	Private		912033712			Demamite
		Bright hope Family kids	Private		911348800			Karallo
		Miraf	Private	116604778	913504010			Gebriel
		Happy Village Adiet	Private		911210437			Happy Village
		Noele no.1	Private		911447984			Happy Village
		New sunlight	Private		911682047			Karallo
		H.H one	Private	116603423				Happy Village
		Ab	Private		911635331			Karallo
		Meyora	Private		962189969			Happy Village
Kuliti		Others		920557695			Abado	
Michael	Others		-			Abado		



## Education Statistics Annual Abstract 2010 E.C (2017/18 G.C)

Subcity	Woreda	School Name	Ownership	Telephone		Po Box	E-mail	Location
				Office	Mobile			
Y e k a	12	KaraMahiberesb	Others		911929514			Kara
		Gebriel	Others		-			Gebriel
		Demeka	Others		910528405			Demamite
		BorieMahiberesb	Others		-			Abado
		Kara Gabisa	Others		911929514			Abado
		Shalom	Private		912644693			Karallo
		Tinajeff	Private		911884151			Kara geter menafesha
		Betel	Private		911805303			Kara condomineyem
		Delight	Private	116607205	913561526			Kara arsema
	13	Mieraf	Private		09-13538050			Lemlem-Amba
		Lina	Private		09-11827317			Meri
		Three M	Private	011-6604978	911648255			Meri
		O-Zone	Private	011-6390114	09-11364957			Ayat
		Barbi	Private	011-8298300	09-13578678	23328		Ayat
		School of Edmoro	Private		920362834			Ayat
		KAS	Private		09-11556019			Chriso
		BM twins	Private		09-12085911	20507		Legjila
		Argitymeri	Private		988745136			Meri
		Deliverance	Private		09-11027334			Meri
		Eshcol	Church	011-6514165	09-11644573	722		Meri
		Hana	Private		09-13623275	22034		Me-Loke
		Kipas	Private	011-6603497	09-11421430	57972		Me-Loke
		S-Terza	Private	011-6608784	09-10826554			Ms-loke
		School of tomorrow	Private	011-6605584	961976815	29605		Meri
		Victory	NGO		09-11907102	26681		Ayat
		Biruh	Private		09-11678393			Meri
		AbuneGorgorios	Private	011-6390114	09-30077861			Ms-loke
YekaTaffo	Government	011-8309209	913204090			Taffo		
Ethio Mahtot	Private		918266459			Nea tafo Gebrel		
Diamond	Private	116678911	930329537			Near woreda 13		
Fnote	Private	118237764	920224102			Nea tafo Gebrel		
St.Michael	Private	116682069	910975156			Tafo Adebabay		





# Education Statistics Annual Abstract 2010 E.C (2017/18 G.C)

## Primary

Subcity	Woreda	School Name	Ownership	Telephone		Po Box	E-mail	Location
				Office	Mobile			
Addis Ketema	1	Abadir No-1	NonGovernment	112777497	913387124	-	-	Back side of Mi'erab hotel
	2	Gelila	Government	112787602	943870398		Joel dar 19@gmail .com	Sebategna
		Felege Hiywot	Government	112132735	921346160	140013	Yona nek 2003 @gmail .com	Sebategna
		Britanica	Private	112131238	0912 17 0587	181376	Ac-britanica @yahoo .com	Sebategna
	3	Deja.Hailu Tesfaye	Government	112768717	910284053	2880		Near Amanuel Hospital/church
		Tsehay Gibat	Government	112769520	912631088	-		Near Amanuel Hospital/church
		Birhanena Selam	Govt	112132493	911686727	21774		Near Amanuel Hospital/church
		Radical	Private	118704640	911686727	-	rdcl@gmail.com	Near Amanuel Hospital/church
		Bethlehem youth	Private	112766066	911732093	5070	bethlehem ya@y	Near Amanuel Hospital/church
		Honey Comb	Private	118592153	911866096		E.mai honey comb@yahoo.com	Near Amanuel Hospital/church
		Barak Youth	Private	962472811	962472811			Near Amanuel Hospital/church
	4	Sefere Selam	Government	112136221	911112727	24851		Sefere selam
		Hamile 19 No 2	Government	112791718	911952725	-----		18 mazoria
		Mirchaye Ewuket	Government	112803902	913676469	-----		Sefere selam
		Mimoza Youth	Private	112135686	911308556	13104	mimosayouth@yahoo.com	Shankila wonze
		Al-Afia 18	Private	0118299644/	913422870	-----	lernatalafia@gmail.com	18 mazoria
	5	Hibret Belijnet	Government	112138389	911432925	160045		Kuasmeda
		Ediget	Government	112135035	912027040	---		Medhanialem
		Haleluya	Government	112130437	926721357	160226		Adisu Michael
		Bethel Mekane Yesus	Private	112754320	911893855	1111		Paster
		Phase	Private	112781534	912029187	7279		Medhanialem
	6	Felege Birhane	Government	112763480	931082357	51030	FelegeBerhan@yahoo.com	Chewberenda
		Eweket Amba	Government	112782863	911310943	58175	--	Gullele Betel Church
		Kiduse Michael	Church	112787755	920189921	--	--	Addisu Michael church
		Sefere Selam	Government	112136221	911112727	24851		Sefere selam
	7	Bitiwoded w/g/Beshah	Government	112752581	912045592	21954/1000	-----	Awutobis tera
		May day	Government	112135674	922841973	50082	-----	Gojam berenda
	8	Shawel Dema	Government	112763658	913031198	50024	-	Shawel Dema
		Yekatit 23 liyu Flagot	Government	112759196	915991741	513	-	Mesalemiya
		Dagmawi Tewodros	Government	112130608	912024519	50166	-	Awutobis tera
		D/Haile Kidus Raguel	Church	112765424	911474354	2351	-	Merkato
		Dagmawi Birhan	Government	112132037	911708811	50388	dagmawibirhan1964@yahoo.	Mesalemiya



## Education Statistics Annual Abstract 2010 E.C (2017/18 G.C)

Subcity	Woreda	School Name	Ownership	Telephone		Po Box	E-mail	Location
				Office	Mobile			
Adis Ketema	9	Eshet	Government	112594950	911482962	57666		Shewatsega Hintsas
		Keste Demena	Government	112135068	913017688	21911		Balasar Hintsas
		Dej/Geneme	Government	112137267	929119467	23196		Nebar kebele 28
		Asina	Private	112130605	910605969			Sefere Selam
		Natanim	Private	112134438	911307840			Sanba Nekersa
	Abadir.2	Board	112130959	912245238			Nebar kebele 28	
	10	Bingham	International	0112791780/81	911195531	4937	office@bingamacademy.net	Atena tera
		Birhan ber	Government	112792458	911113536	46481	--	Atena tera
		Al-Afia Kunuz	Private	112797613	911880571	50210	Lernatal-afia@gmail.com	Atena tera
		Asere Hawariyat	NGO	112791176	911069976	21495	-	Wingate
Abadir No.3		NGO	112797283	911305858	2908	-	Wingate	
Akaki Kaliti	1	Alem Birhan	Government	114343375	912163118	685	-	Alem Bank
		Biruh Tesfa	Government	114343096	911942413	-	-	Woreda 2 Administration Office
		Akaki Mengist	Government	114340180	913882105	-	-	Akaki Kenema No 6
		Fitawrary Abayneh Metekia	Government	114340995	911749747	-	-	Keste Demena
		Akaki Adventist	Mission	114340006	911363133	25	-	Akaki Health Center
		Akaki L'esperance Adventist	NGO	114340284	939317624	100713	-	Kilinto Maremiya
		Akaki Menbere Hiwot	Religious	114347220	910834575	117	-	Akaki Menbere Hiwot Medhanealem Church
		Beza	Private	114352087	911633230	-	-	Yeshi Total
	Indiana	private	118464330	913238354	121875	Gmail@Sch.ofindiana	Alem bank	
	2	Andode primary	Government	0114352070/69	913565695			AkakiWoreda 02 Ketena 4
		Ethio Japan primary	Government	114340408	911697294			Woreda 02 Tulu Dimtu Beside of Unisa University
		Beza primary	Private	114344008	911633230	70217	www.mybeza.com	AkakiAlem Bank KetmaLimat
	3	Selam Fre	Government	114341913	911397876	716		Babur Tabya
Atse Tewodros		Government	114340241	911472254	66		Commercial Bank Akaki Branch	
Ocean		Private	114341287	911467819			Babur Tabya	
4	Kidus Yared						Megala Sefere	
	Gelan No.2	Government	114341882	912157952	665	-	Woreda 4 Administration Office	
	Ethio National	Private	118880251	911487774	3065	www.ethionational.com	Kality Total	
	Abinezzer No. 1	Private	118462538	911065802	123464	abenezzeracademy@gmail.com	AkakiKebele 09	



## Education Statistics Annual Abstract 2010 E.C (2017/18 G.C)

Subcity	Woreda	School Name	Ownership	Telephone		Po Box	E-mail	Location
				Office	Mobile			
Akaki Kality	4	Abinezzer No. 2	Private	913145328	911455967	123464	abenezzeracademy@gmail.com	AkakiKebele 09
		Coliques No.1	Private	118469500	910890590	-	-	Salo Gora
		Coliques No.3	Private	118467621	922554484	-	-	Salo Gora
		D.A.G.M	Private	118452118	922624770			AkakiKebele 09
		B.M.B /Enbutochu/	Private		911359568			AkakiKebele 09
		Altamira	Private	118404996	910101492			AkakiKebele 09
		RaeyYohhanes	Private					Salo Gora
		Hibestetsega			911886464			Salo Gora
	5	Kality Bulbula	Government	0114 39 00 92				Saris Abo Condominium
		Next Generation	Private	0114 -39 31 58	09 11 66 17 97			
		Excellence	Private	0114 -39 30 50	09 38 96 95 95			
		Tsedey No.2	Private	0114 39 44 64	09 12 10 23 04	14218	-	
		Tsedey No.1	Private	114394464				
	6	Hibre chibo	Government	114431698	911025753	-		KETENA 09
		Hiwuket wugagen	Government	0114407155/0118898568	913116607	120111	-	KETENA 02
		Mark vision	Private	114421211	911414114	-	-	KETENA 05
		My dream	Private	114407314	911790224	2592	-	KETENA 02
		School of Aygoda	Private	114704379	913075484	-	-	KETENA 01
		ScholarsNo1[1-4]	Private	114707970	911170534	-	-	KETENA 05
		Tomi	Private	114707011	913602522	100558	-	KETENA 06
		Lesanc cholens	Private	114404185	913153384	8061	-	KETENA 08
	Scholars No2[5-8]	Private	114409327	910579500	-	-	KETENA 05	
	8	Nolawi	Private	011 4347804/ 011 6522090	09 13 057441	24322		next to derartu preparatory school
		Indiana	Private	011 84 94568	09 13857663			behide akaki/kality subcity offic
		Haset	Private	011 4391441	09 13565769	101647		behide akaki/kality subcity offic
		Hibret	Private		09 13564391			infront of 08 adarash
		Z.M.	Private	011 4349623	09 11962769			around Kidanemihret church
		Papirus	Private	011 4341956	09 20064531	189		total condominium
England		Private	011 4350189	09 14 69 4271			MARIyaM SEFER	
Weltane		Private	011 434 2121	09 13 332091			MARIyaM SEFER	
Siyatle(1-4)	Private	011 4 35 0189	09 11174363	28643		behide akaki/kality subcity offic		



## Education Statistics Annual Abstract 2010 E.C (2017/18 G.C)

Subcity	Woreda	School Name	Ownership	Telephone		Po Box	E-mail	Location
				Office	Mobile			
Akaki Kality	8	Siyatle(5-8)	Private	011 4 34 7275	09 23692857			MARIyaM SEFER
		Ethio paradise	Private	011 4715275	09 12048745			Total
		Serti	Government	011 88 83442	09 13565366			total condominium
		Gelan No.1	Government	011 4340718	09 41928245	93		next to derartu preparatory school
	9	Kilinto no 2	Gocernment	118886474	911115930	-	besftef@gmail.com	Kilinto Maremiya
		Tulu dimtu	governement	118880359	913105807	-	-	Tuludimtu kondominyem
		Koye	governeme		912163520	-	-	Koye fache kondominyem
		Kilinto no 1	governement	0118290174/5	916690533	-	-	Around Heniken factory
	10	Gelan Gura	Government	118402528	912063708/			Woreda 10 administration office
	11	Kersa Primary	Government		911363635			Kersa
	Arada	1	African Andenet No.1	Government	111570296	-	-	-
Hibret			Government	111114099	-	-	-	Gojeb dental clinic
John Of Kennedy			Government	01111160 09	-	-	-	Around woreda 01 wetat Meakel
Nativity Girls			Mission	01115625 65	-	-	-	Behind Eliana Tower
Lideta Catholic Cathedral			Mission	011 156 3399	-	22 896	-	Behind Eliana Tower
Lice G/Mariam			Others	011155 2173	-	1496	-	Around Tikur Anbesa
2		Key Kokeb	Government	111115603	911881094	21395		Arat menta
		Dagnachew Fikadu	Private	118273233	911068015	57492		Italiya sefere
3		Africa Andinet No.2	Government	111572591	913355351	21688		Aysha mosque
		Abebech Gobena	Others	111114468	911119457	24998		Aysha mosque
		Ali Ebonu Abutalib	Others	111201090	911224505	10121		Enkulal Fabrica
		School Of Tomorrow	Others	118681789	935284283	29605	schooloftomrrow.aa@edu.et	Ras desta
		Najashi	Others	118696353	911484778	-	nejashiacadami@gmail.com	Yohannes church
4		Future Hopes	Private	111117606	911733069	-	futurehopesschool@gmail.com	Sarem Hotel
		Mamil	Private	-	911362412	-	-	Shola
		School Of Paragon	Private	111567204	913457559	-	-	Shola
		Laura	Private	-	948280066	1812	-	Shola
		Addis Ababa Luteran	Church	111111300	911164677	-	-	Ras Desta Hospital
		Tibeb Ediget	Government	111119306	913453303	-	-	Sarem Hotel
	Ethiopia Ediget	Government	111576439	913725586	56125	-	Enkulal Fabrica	



## Education Statistics Annual Abstract 2010 E.C (2017/18 G.C)

Subcity	Woreda	School Name	Ownership	Telephone		Po Box	E-mail	Location
				Office	Mobile			
A r a d a	4	Ethiopia Tikdem	Government	-	0920294589	-	-	Shola
		Arbegnoch	Government	111111024	0911927741	5535	-	Ras Dasta Hospital
		Atse Fasil	Government	111111850	0911111929	22553	-	Seimen Hotel
	5	Ras Abebe Aregay	Government	O111112064	O910533951	20217		Dejach Wube
		New Era	Government	O111550684	O913285397	1092		St. George
		Timhirt Bilchita	Government	O111117129	O911860336	5841		Dejach Wube
		Yealem Birhan	Government	O111578822	O911838355	56089		Sostegna Police Station
		Awoliya	Mission	O111570491	O911033405			Abune Petros
		Jiva	Private	O111569903	O911017214	24414		Dejach Wube
		Italy Community	Community	111551396	934497892	970	istitutocomprensivo.addis abeba@gmail.com	Semen hotel
	6	Beherawi Betemengist	Government	111118394	911863134			
		Atse Naod	Government	111234513	912021832			
		Radical	Private	947800202	911931417			5 killo university
		Mekane Eyesus	Mission	111117664	911630463			
		Nazreth	Mission	111112625	942324107			
		Kaver of Aremenian	Church	111112346	933225192			
		My Little Angeles	Private	111119284	933705235	2380		
		Super Holly Savior	Private	116298976	910053984			
	7	Sanford International	International	0111233726/7	-	30056MA		Minilik Hospital
		Abune Gorgorios	Private	118500128	913515619	-	-	Kebena Medihanialem
		Behere Ethiopia	Share Company	111260512	913350472	33994	-	Minilik Hospital
		Super Little Flower	Private	111238456	920717378	33046	-	Kebena Adebabay
		Kebena	Government	111244890	911865395	3016	-	Kebena Adebabay
		Yetnebersh	Private	111220027	910103279	80161		Kebena Medihanialem
		Kidane Miheret	Mission	111239555	911132849	2212	Kidane.mehret.school@gmail.	Kebena Adebabay
	8	Menbere Mengist Kidus Gabriel	Church	111223419	910553986	31674	-	Near Bata church
		Meskerem	Government	118591475	911862624	27803		Near Bata health Center
	9	Mehal Ginfile	Government	111232840	939496582	31951	-	In front of AAU Art School
		Dagmawi Menelik	Government	0118703810/11	911166183	31925	-	Beside NEAEA/4Kilo
		Minilik I	Government	111575416	911862624	34661	-	Beside CPU College
Holly Trinity Cathedral		Church	111233440	947996727	81026	-	Behind to WCM	
10	Melkam Ermejachin	Government	111111012	929136605	28109A.A	-	Piasa	



## Education Statistics Annual Abstract 2010 E.C (2017/18 G.C)

Subcity	Woreda	School Name	Ownership	Telephone		Po Box	E-mail	Location
				Office	Mobile			
Bole	1	Meles Firey	Government		913137239			hn
		Bole County	Private	116262116	912751597	14300		bole Michael
		Character Hall Mark	Private	116631041	911998911			Bole Michael
		Bole Kalehiwot	Private	116260359	911176878	1036	bolekhs@gmail.com	Apartama
	2	Alpha Mesmat Yetasanachew	Government	116183496	911000284	31908		Near metrology and minyitebes cafeand marble granite.
		March8 primary school	Government	118960468/118962580	921373949/ 0924104818			Near japans embassy
		Daughters of St anna	Church	116180807	912090785	3383		Bole Rwanda near Tihimar building
		Prestigious	Private	116639980	911236691/ 0911697879			Bole Ruanda
		School of tomorrow	Private	116625839	916862621	29605		Infront of airport gumruk and near Amin hospital
		Caracter hol mark	Private	-	911123332			Near to Metrology
	3	Bright future	Private	116620662	911221749			Near bole mini&desalech kitfo infront of Lalibela hotel
		Berhaneh Zare(1-8)	Government	011-6-18-81-00	912639568	170036		Behind Awararis Hotel
		Gibson(1-4)	Private	011-6-63-05-82	911877996	15564		Behind Bole Medhanealem Church
		Bole Debre Salem Medhanealem Cathedral	Private	116686968	913625201			Bole Medhanealem Church
	4	British International(6-8)	Private	116630707	930078070			Around Bole Dildey
		Maria Rubatto	Church	116634035	910283664	8850	Maria Rubatto @gmail	Be Yohaniskitifo bet gebabilo
		Elon	private	0116633788	915560777	3193 cod 1250	Elon school @gmail.com	Be Elisa restorantgebabilo
		Misirak Dil	Government	116623983	912041030		Marie.aynaalem89@gmail.com	At the back of GetahunBeshah building
		St.Mark	Private		912506470			Next to st.Gebreael hospital
		Hill Side	Private	116624232	911776929	21616	hillside@ethionet.com	Leme hotel k alefe hotel ategbe
	5	Addis raey	Government	116513504	913093938			24 kebele
		Gibson	Private	118678811	912029192		gyaschool@hotmail.	24 Kebele
		Nura	Private		974254981			24 Kebele
Maya		Private	116684868	911669694		www.mayainternational school.com	24 Kebele	



## Education Statistics Annual Abstract 2010 E.C (2017/18 G.C)

Subcity	Woreda	School Name	Ownership	Telephone		Po Box	E-mail	Location
				Office	Mobile			
B o l e	5	Kidist Mariam	Private	11668163	910691618			front of gumuruk
		Abakira	Private		922545104			front of gumuruk
		Glory	Private		911176181			Megenagna
		One planet International	Private		912036122			Megenagna
	6	MisrakBer No.2(1-8)	Government	0116- 45 62 76	0913082262	33922		Megenagna
		Pillar Academy (1 - 8)	Private	0116462296	0913670922	4999		Megenagna
		Ewket chora Academy (1 - 8)	Private	0116- 45 49 42	0911637889		hamero1244@gmail.com	Egzihabherab
		Vision Academy(1 -8)	Private	0116477417	0911348142	27177	Vision Academy Ethiopia@gmail.com	MebratHayle
		Kidist Mariam (1 - 8)	private	0118932929	0989671249	18490	SMC@ETHIONET.ET	MebratHayle
		Makdil Academy(1-8)	Private	0115932426	0911674759	14011	Kkonjit@yahoo.com	Anbesa Garag
	7	Lionheart International Academy(1-5)	Private	0118630009	0923086959	102039	Girma@lionheart- edu.com/Tigist@lionheart- edu.com	Megenagna
		Gedamsitaweyan	Mission		911175913			Gurd shola
		Maranata	private	116461671	942185198			Gurd shola
		Ourera	private	116461504	914782722			yerer
		Hawetn	private		911010014			Jacros
		Makmilan	private		912356533	3061		Jacros
		Misrakber	Government	116677641	911369915			Gurd shola
		Alfayunige	Private		913467714			yerer
		Merryland	Private		923143555			Gurd shola
		Glow	Private		913383700			yerer
	8	Thirddmilinium	Private		921466567			Gurd shola
		Myfucher						yerer
		Deborah	Private	116679192	0911987302/911 203825	33024	info.@deborah school.com	deborah semit
Safari 1-4		Private	116607204	911005694			Semit	
Trilliym International		Private	118688777	966942403		trilliumintschool@yahoo.com	Semit	
Nations New Hope		Private	116458209	912226443	32152	Guta.3 balcha at Email.com	Sheger/ayer menged	
8	Young Rout English	Private	118681500	922470116	110	young rout @ yahoo.com	Semit	
	Safari 5-8	Private	116607887	910274420	3228		beshale	



## Education Statistics Annual Abstract 2010 E.C (2017/18 G.C)

Subcity	Woreda	School Name	Ownership	Telephone		Po Box	E-mail	Location
				Office	Mobile			
Bole	8	Vision Academy	Private	118294240	911680830	27177	visionacademyethiopia@gmail	semit
		Deliverance schools	Private	118684910	913924321	110618	Deliveranceschools93@gmail.	Sheger/ayer mended
		flipper International	Private	116678884/85	911681089	6139	www.flipperschool.com	semit
		Fountain Of Knowledg	Private	118389657	911100110/911470022	2571110	contactfks@gmail.com	meskid
	9	Ethio Youth	Private		09 24 91 39 14			Goro
		Nisir	Private		09 11 48 35 84			Sumit
		Deliverance	Private		912043774			Figha
		Shebu Ejersa	Private	118631764	911926586			Shebu ejersa
		Bole Addis	Government	116478262	09 13 673138			Figa
		Elshaday	Private		946617086			Figa
		Goro	Government	116453589	913408960			Goro
		Pishon	Private		936682021			Sumit
		Harmony hills	Private		938979797			Filntstone homes
		Raey	Private		09 11 18 19 61			sefera
	10	Meri Primary School	Government	116600815	912063537	167/1035	meriprimeryschool@yahoo.com	Around Woreda 10 Administration Office
		Cheffee Primary School	Government	118389592	913322625	196/1035	cheffieprimeryschool@gmail.com	Ayat Condominium
		BBS Academy	Private	118666566	911809734	246/1035	-	Around Abbo Church
		Yirgalem Academy	Private	-	920226100	-	yirgalemacademy@yahoo.com	Around Summit
	11	Lemi 1-8	Government	118688971	09 13 16 87 64			Lemi Addis Sefer /Semmet
		Arabsa	Government	118124164	09 11 70 61 43	8065		Arabsa/Cerkose power station/
		Addis Vision	Private		09 13 02 74 96			Sefera Post Offic
		Harmonious life 1-4	Private	118931951	09 11 18 49 44			Sefera /bono weha/
		Harmonious life 5-8	Private	118931950	09 11 94 24 41			Sefera /selase taxi mazoriya /
		Al-Emran 1-4	Private		09 11 67 43 46			Sefera /selase taxi mazoriya/
	12	Glow 1-7	Private		09 61 00 89 15			Sefera /bono weha/
		Bole Woregenu	Government	116519017	913821056			woregenu
		Yebulbula Raey	Government	118229958	923319003			mekelakya





## Education Statistics Annual Abstract 2010 E.C (2017/18 G.C)

Subcity	Woreda	School Name	Ownership	Telephone		Po Box	E-mail	Location
				Office	Mobile			
Bole	12	Schoool of Aygoda	Private	114700898	911068351		makeable@yahoo.com	shemachoch
		KB	Private	1114714402	973802132			93 mazoriya
		Bright Brair	Private		923521300			abashame
		Ememuz	Private	118642865	948275656			Sefer Selam
		Auxilium Catholic	Church	36696330	982099900	7648		medhanealem
		Rohobot	Private	118679183	924357024			woregenu
		Bole Bulbula Medhanealem	Church		913949705			medhanealem
		Activate	Private	118660455	919198869			woregenu
		Getachew Sheri	Private		914655496			abashame
		El-Shaddai Youth	Private	118663432	9100278974	33080		woregenu
	13	Atse Zereyakob	Private		913573684			Wedecha Sefer
		Sophists	Private		916160109			Range Madebalekiya Sefer
		Tikuret	Private		92366822			Tewekayoch Mekerbet
		X-Less Educational Empire	Private	116290352	912499116			Tewekayoch Mekerbet
		Super Academy	Private	116291138	911723959			Mobile Ategeb
		Embute	PLC	116293799	912084073	90007	Embut.school@yahoo.com	Korea Hospital
		Getway	Private		911653618			Emepireyal
		Meherte	Private		911346419			Wedecha Sefer
		Addis Gelobale Academy	Private	116626686	913226526	62737		Ethio Airport
		Bole Gerji	Government	116290323	911309934			Kidus Georgis Akababi
	Bole Community	Government	116180043	913180649	33531		Bole Homes Akababi	
	14	Super Holy Savior	Private	116298976	-	40182	Super hol @tecome .net.et	Unity -University
		Ethio Parent s'	Share	116293473	911214314	25278code 1000	Ethio parentes'gur@ethionet.et	Unity -University
		Hamona	Private	-	911828964	9774AA		Anbesa - Guarage
		British International	Private	116298601	930003989	5583		Unity -University
		Council	Private	116296677	913524509	9835	Council acadamiy @yaho.com	Mebrathayl Condomniem
		County	Private	116296524	911993013		Abebe fasil @yahoo.com	Mebrathayl
		Hidase	Government	116394254	913073838	462009	-	- Unity -University
	Unity	Private	116290806	937633909	6722	Uuinto @ethionet.et	Unity -University	



## Education Statistics Annual Abstract 2010 E.C (2017/18 G.C)

Subcity	Woreda	School Name	Ownership	Telephone		Po Box	E-mail	Location
				Office	Mobile			
Bole	15	Bole Ethiochaina	Government	116677755	911691105			semmitcondominum
		Yeka bole	Government	118678014	924147316			Cheri
		Beshale	Private	118631818	911993750	-		Beshale
		Deliverance	Private		913124973	-		Endode
		Safari	Private	911469878	910050404			semmitcondominum
Gullele	1	London	Private		911888971			Shiromeda silase
		Dil Betigil	Government	111222538	911025766			Shiromeda silase
		Quskuam Taytu Bitul	Government	111236202	913208282			Shiromeda silase
		Entoto Mariam	Government	-	923198486			shiromeda
	2	Addis Tesfa	Government	111246939				Wolega sefer
		Prominence	Private	961054690	911911082			Wolega sefer
		Voice For Street Children	Community	961260071	911168802	1061	vscscool@gmail.com	Hamle-19
		Entoto Wongelawit	Mission	111238635	912437553	30458		Shiromeda
		Miskaye Hizunan	Church	111238758	913380809		mhmmscool@gmail.com	Sidst kilo
	3	Tschay Chora	Government	1111222703	915998705	23319		Shiromeda
		Atse Nakutoleab	Government	1118704594	911336184			Shiromeda
		Jerusalem	Government	111236160	913043710	30202		America Embassy
		Belatena	Private	911430309	09 11 43 03 08	150293		Jerusalem road
		Miracle	Private	911652916	09 43 11 51 30			Mennen
		Voice For Street Children	Private	961259917	09 11 14 93 99			Mennen Dashena bank behind
	4	Atse Libne Dingil	Government	0111 – 11 23 95	0911 – 12 24 07	30300	-	
		Atse Teklegiorgis	Church	0111 – 55 25 60	0913 – 04 23 42	28	atschool@ethionet.et	
		Elon	private	0111 – 56 13 90	0911 – 09 84 29	3193- Cod 1250	elonschool@g.mail.com	
	5	Addis Birhan	Government	0111 56 82 06	09 12 93 41 21	301cod1029		Kechene
	6	Addis Zemen	Government	111226389	911540360			Shiromeda
		Tinsae	Private		911478499	9 code No 1061		Shiromeda
	7	Hamle 19/67	Government	0111-27-08-96				Adisu Gebeya
		Ethiopian Hidasie	Government	011-111-54-84				Adisu Gebeya
		Addis Tesfa kokeb	Government					Adisu Gebeya
		Lazarist Catholic	Mission	011-257-60-53				Adisu Gebeya



## Education Statistics Annual Abstract 2010 E.C (2017/18 G.C)

Subcity	Woreda	School Name	Ownership	Telephone		Po Box	E-mail	Location
				Office	Mobile			
Gullele	7	St Mary Catholic	Mission	011-156-56-08				Adisu Gebeya
		Elbethel	Private	011-111-08-82	09-11-69-71-11			Adisu Gebeya
		Amigonian	Private	011-156-72-99				Semenmazegaja
	8	Belay Zeleke	Government	111270985	913291816			
		Birhane Hilina	Government	111270755	911788498			
		Rufael Holy Saviour	Private	111268021	911671943	80282		
		Siblings	Private		911199387			
		Hope Land	Private	118123406	911151174	29792		
	9	Focus	Private	116552306	911163853			
		Addis Ababa No.2	Government	112593704	911573092	26404		
		Kelem Amba	Government	112590566	910055226	29984		
		Addis Ababa No.1	Government	112590566	913001896	160209		
		Merewa	Private	112595578	912434147	-		
		Sumeya	Private	11259006	912190945	16064		
		Enat	Private	112593507	912280433	16068		
		Gullelie Holysaviour	Private	112593343	916893571	8082		
		K/Azmach Andarge Woldegiorgis	Private	112776398	911484994	1295		
		Ethio-parent	Private	112593747	9092684	25278		
		Medhanealem	Government	112593322	913689952	27249		
		Three S	Private	112593405	911636032	1756		
		School of Tomorrow	Private	112774148	911602307	29605		
		Phase	Private	112595230	911448402	-		
	10	Fikir	Private	011 259 04 29	0913 232200			
		Mieraf	Government	09180376 04	921			
		Ezop	Private	918037604	921771439			
		Wendim Gashe	Private	112591910	911754198			
		Yenegew Fre	Private	112591188	911624323			
Enat		Private	112594444	911505669				
Imperial		Private	911103558	912029216				



## Education Statistics Annual Abstract 2010 E.C (2017/18 G.C)

Subcity	Woreda	School Name	Ownership	Telephone		Po Box	E-mail	Location
				Office	Mobile			
Kir kos e	1	Abiyot Ermija	Government	115511765	911124034	1011		Olompia
		Aste Tewodros	Government	115521330	911103243	2528		Urael
		Urael	Government	118685311	913950070	5649		Atlas
		Kids Paradise	Private	115159575	911738006	9680		Urael
		Greek Community	Community	115515870	911656892	598	<a href="mailto:gcs@ethionet.et">gcs@ethionet.et</a>	Olompia
	2	Netsanet Birhan	Government	114166511	911460881	5123		Dermiliner
		Temenja Yazh	Government	114661301	933728110	100768		Wetate meakle
		Hamle 1	Government	115152569	911441666	1150		Bole printing
		Assay Public	Public	115518807	911634841	3146	<a href="mailto:assai@ethionet.et">assai@ethionet.et</a>	Shewa dabo
		Dandi Boru	Private	115529982	937672818	699	<a href="mailto:dandiiboru@ethionet.et">dandiiboru@ethionet.et</a>	Wolo sefere
		Narod	Private		912976234			Wetatoch meakel
		School of Tomorrow	Private	116555343	913460484	29605	<a href="mailto:Schotomaa@ethionet.et">Schotomaa@ethionet.et</a>	
		Yetababerut	Government	114166143	9100433752			
		Joy	NGO	114654520	911420109			
	3	Future Talent	NGO	116637043				
		Choice	NGO	114163755	911362081			
		Mercy	Mission	114165504				
		Adey Abeba	NGO	114166013				
		Birhan International	Private	114886680	930173993	29800	<a href="mailto:brihanint@gmail.com">brihanint@gmail.com</a>	Lancha
	4	Delight Youth	Private	115503954	911557117	-	-	Kera
		Rafidem Youth	Private	114666866	941566144	10265	-	Lancha
		Soliyna	Private	114664259	911165563	12237	<a href="mailto:Soliana academy@gmail.com">Soliana academy@gmail.com</a>	Lancha
		Tibeb Gebeya	Government	114165542	926811294	-	-	Riche
		Werha Yekatit	Government	114163563	911145528	9125	-	Lancha
		Yewket Fana	Government	114161169	913008143	8022	-	Lancha
	5	Sunny Side	Private	114160495	911181358	201121	<a href="mailto:Info@sunnysideeducation">Info@sunnysideeducation</a>	Bulgaria
		Chabod	Private	118495355	911540565	20843/1000	<a href="mailto:Chabodschool@gmail.com">Chabodschool@gmail.com</a>	Bulgaria
		Meserete Ethiopia	Government	113725839	911640765		<a href="mailto:Meserete@ethiopiagmail.com">Meserete@ethiopiagmail.com</a>	Sarbet
		Ewket Minch	Government	114166823	917076824	23246/1000	-	Bulgaria
		School of Tomorrow	Private	116511871	911790525	29605	<a href="mailto:Schotom.aa@ethionet.et">Schotom.aa@ethionet.et</a>	Sarbet
		Blue Bird No.3	Private	114160195	913908187	8547	<a href="mailto:Arise@telecom.net.et">Arise@telecom.net.et</a>	Bulgaria
	6	Agazian No.1	Government	115504778	911362251	41800	<a href="mailto:Agazian@thionet.et">Agazian@thionet.et</a>	Mexico
		Shimels Habte	Government	118493957	923125349	12195	<a href="mailto:shimelishabte@gmail.com">shimelishabte@gmail.com</a>	Land Marc Hospital
		Yeneta	Private	115519413	911415091	1171	<a href="mailto:tiruterry@yahoo.com">tiruterry@yahoo.com</a>	St.Michael church
		Nejashi Ethio Turkish	International	114168818	911453645	26855	<a href="http://ethioturkish.com">ethioturkish.com</a>	St.Michael church
	7	Ediget Behibret	Government	115516219	913146565	5461	-	legehar
		Yelibe Fana	Government	115518669	911243686	3675		Kasanschis
		Tinsae Birhan	Government	115519373	919414176	62056		Kasanschis
	8	Brass Youth	Private	115156713				Menahriya
		Biherawi	Government	115150200	913892982	100887		Near to Egizibition
		New Grand	Private	114653343	911419856		<a href="mailto:info@newgrandschool.org">info@newgrandschool.org</a>	Meshalokiya Tena Tabiya
	9	Elshaday	Private	114655448	911887756	2889 cod 1250		Meshalokiya Tena Tabiya



## Education Statistics Annual Abstract 2010 E.C (2017/18 G.C)

Subcity	Woreda	School Name	Ownership	Telephone		Po Box	E-mail	Location
				Office	Mobile			
Kir kos e	9	St.Joseph	Mission	115510868	911611572	7096	<a href="mailto:sis@ethionet.et">sis@ethionet.et</a>	Meskel Adebabay
	10	Felege Yordanos	Government	11416470	913980082	4555	-	kirkos
		Walia	Government	114651652	911986062		-	kirkos
		Blue Bird No.1	Private	114651665	910157887	8547	<a href="mailto:Arise@telecom.net.et">Arise@telecom.net.et</a>	kirkos
		New Life	Private	114162683	911746365	4595	-	kirkos
	11	Wondmamach	Government	114652597	910978682		-	
Fre Genet		Private	114166876	911637677		-		
Kol fe	1	Biru tesfa	Government	011-321-13-94	09-21-42-53-68			Ayer tena
		Abune basilius	Government	011-835-67-96	09-34-16-52-80	Kiyao@gail-com		Ayer tena
		Tigat no.1	Private	011-348-14-87	09-11-46-41-01			Ayer tena
		Tigat no.2	Private	011-348-14-87	09-11-46-41-01			Ayer tena
		Joint vision	Private	011-348-17-43	09-11-21-28-72	7code 1033		Ayer tena
		Beteseb	Private	011348-13-65	09-11-20-61-76		Bête sebacademy ethio.Ayes	Ayer tena
		Ihsan	Private	011-348-06-38	09-11-88-88-99	9771033	IHSA-PKS@ yahoo com net et	Ayer tena
		Mawunt oliv	Private	09-21-25-99-41	09-12-50-16-74			Ayer tena
		Best	Private	09-12-95-21-31	09-12-95-21-31			Ayer tena
	2	Hidasse	Government	113694683	938958950			Kara kore
		RohobotTiruye	Private		913408044			Reppi
		East Africa	Private	113489277				Kara kore
		Betteseb	Private	113483694				Kara kore
	3	Repi	Government		911337268			Repi (kara kore)
		Muse	Private	113470712	911455154	736/1033		Kara kore garar
		Amanuel	Private	118966411	910843669			Kara qoreReppi mheja
		Anedeluse	Private		911477062	31213		Kara kore siltesefare
		Alfeba	Private	11896417	912766215			Kara kore siltesefare
		Hameza	Mosque	113693365	938628579			Kara kore siltesefare
		Kara kore	Government	113481999	912231874			Kara kore siltesefare
		Repi Japan	Government	113488203	941631872			Repi (kara kore)
		Mumetaz	private	118105314	912722474	1066	Mumtaz academy@ hotmail.com	Kara kore
		Masty Key	Private		931312771			Kara kore siltesefare Gerare
		River land	Private		910161663			Kare kore
		Bright Hope	Private		911691385			Kare kore watederesfare
		Future Generation hope	Private	113480850	911552709	40298		Kara kore
		Atlas	Private	113481557	911570144	27848	Atlas1994 Yaha.com	RepiAkababe (kara kore)
		Cheriorched	Private		947970100			Kare kore siltesefare
		Boaz	Private		913037473		Boaz academy @ yahoo.com	Kara kore watadersefer
		APLUS	Private	113694349	928198664			Reppi akebab
	Tesfa ber	Private		911056324			Kara kore siltesefare Gerare	
	Hermolan	Private	-----	911307804		24429	-----	Asko
	4	Sunf lower kinderrgarten	Share	113482070		-	-	Ayer tena



## Education Statistics Annual Abstract 2010 E.C (2017/18 G.C)

Subcity	Woreda	School Name	Ownership	Telephone		Po Box	E-mail	Location
				Office	Mobile			
Kol fe	4	Apple primary	Private	113483659	911068575	-	-	Ayer tena
		Lemna Negewo primary	Private	113489134	912096008	-	-	Ayer tena Ayer tena
		Brilliant primary	Private	113487851	960001599	-	-	Ayer tena
		Zneas primary	Private	118684766	909772682	-	-	Ayer tena
		Yehmdar No 1(5-8)	Share	113484199	923566492	-	-	Alem bank
		Yehmdar No 2(1-4)	Share	118387896	913165511	-	-	Alem bank
		Equilibrium primary	Private	113693073	911532235	-	-	Alem bank
		Rising sun primary	Private	113485795	911098607	-	-	Alem bank
		Jemmo Consumer Co.op No 1	Share	113487240	910306345	-	-	Alem bank
		Jemmo Consumer Co.op No 4	Share	113487240	910306345	-	-	Alem bank
	Jemmo primary	Government	1183530446	912027040	-	-	Alem bank	
	Embizuhan	Church	011-37-19-08--7	911973649	911973649	-		
	Akakikalhiwot	Church	011-34-92-89-5	09-11-82-89-59	13179	Zewdeabra@ yahoo.com		
	Merit	Private	011-34-82-15-1	09-11-13-15-28	4094			
	Tesfadirjit	N.G.O	011-34-82-53-4	09-11-99-09-37	30153	Hopeaa @ethio net.com		
	Time akadamy	Private	----	09-11-10-02-59	---	---		
	Awoliya no2	Private	011-34-96-11-0	913087775	---	---		
	Addis hiwot	Government	113490725	09-12-23-95-19	70706	---		
	Success	Private	-----	922311027	----	----		
	Weyra	Government		911708811			Bethel	
	Yemanebirhan	Government		911809185			Woyera bethel	
	Fruits	Private		911988299			bethel	
	Olive	Private		913267042			Woyera bethel	
	Renaissance	Private		915246458			Bethel	
	beteseb	Private		910793461			bethel	
	Bikolos Nur Honest	Private		913063412			tele	
	Bikolos resbect	Private		913938829			Around Woyera School	
	Bat-sheba	Private	01 18374203	09 22778832	-		Bethel	
	SefaAcadamy No -1 and No-2	Private	-	0921 420903	24566		Bethel	
	Bethel	Government		923711433			Bethel	
	Bikolos	Private	113490097	911703385	904cod1110		Bethel	
	8	keraniyoMedhanealem	Government	0113 71 69 94	0911 70 98 38			K/medhanialelem Church
		Yididya	Private	-	0911 46 47 71			Yeshedebele
		Preskela	Private	-	0911 40 94 03			K/medhanialelem Church
		Eseke	Private	-	0913 45 36 32			K/medhanialelem Church
		Hermolan	Private	-----	911307804	24429	-----	Asko
	9	MeseretEdiget	Government	112792332	911809185	180064	-	Mebrathail
		TinbiteErmias	Government	113201000	913822447	70628	-	China Embassy
		Family/1-4/	Private	113713443	911442054	43255	learatfamily@gmail.com	Torbailoch
		Family/5-12/	Private	113713443	911306931	-	learatfamily@gmail.com	Mebrathail
Kebron International/1-4/	Private	113201279	911217675	-	-	Total		



## Education Statistics Annual Abstract 2010 E.C (2017/18 G.C)

Subcity	Woreda	School Name	Ownership	Telephone		Po Box	E-mail	Location
				Office	Mobile			
Kolfe	9	Unity(1-4)	Private	-	911170684	-	-	Torhailoch
		Unity(5-8)	Private	-	912714892	-	-	Torhailoch
		Moonlight International	Private	-	912054424	41575	Moon.Academy2010@gmail.com	Agusta
		AL HOM OF	Private	-	910897448	-	-	Torhailoch
	10	Selamber	Government	112791468	-	50913	-	Likuanda
		Sewasew Birhan	Church	112738044	910701385	-	-	Likuanda
		huda	Private	118278763	-911187204	-	-	18 mazoriya
		Little Star	Private	112801161	909703975-	-	-	Mebrat hail
		Pyramid	Private	112803751	-	-	-	Mebrat hail
		Omedla	Government	112135189	-	310195	-	
	11	Yeabeboch Fire	Government	01-12-79-14-68	911143306	180492	-	Around Lukanda
		Philipos	Government	01-12-80-38-56	913378977	-	-	Around Philipos Church
		SoraAmba	Government	01-12-73-80-14	911428502	-	-	Soramba
		Notherdam	Private	--	911617014	-	-	Around Lukanda
		Abem Youth	Private	01-12-73-88-22	911529247	-	-	Around Lukanda
	12	Ewkte wogne	government	112791129	921256340	-	-	18 mazoriya
		kolfemekenayesus	mission	112738903	944020442	-	kolfemekaneyesus@gmail.com	18 mazoriya
	13	mikililand	Government	-	911488951	-	-	Mikililand condominium
	14	Addis Fana	Government	112702267	-----	28752	-	Addis sefer
		Fitawurari	Government	112701787	-----	57782	-	Asko
		Kebede Michael	Private	112702899	-	33368	-	Asko
		Geez	Private	-	911216808	-	-	Liz sefer
		School of Mali 1	Private	112701341	911611796	-	-	Asko
		School of Mali 2	Private	112701341	911611796	-	-	Addis Sefere
		Mirror	Private	118685410	923254057	-	-	Liz sefer
		St.John	Private	-	911036882	17102011	-	Asko
		Wizdom	Private	118200438	-	-	-	Asko
	Mishel	Private	911930592	-	-	-	Asko	
	15	Kale	Government	112703227	913703227	-	-	Eyasutsebel
		GuleleMontosory	Private	-	913838388	-	-	Asco bus station
		Awolia	Private	112708176	-	-	-	Awolia
		Africa dream	Private	-	-	-	-	Awolia
		Hermolan	Private	-	913558587	-	-	Awolia
Amen		Private	-	913872951	-	-	kale	
Ekram		Private	-	913593633	-	-	Awolia	
Nedi		Private	112700870	-	-	-	Above k.o.j.j	
Alqelem		Private	-	911124893	-	-	k.o.j.j	
Ethio Canada	Private	910900688	910900688	-	-	Asko		
Lideta	1	Lideta Selam	Government	113726715	911477022	-	-	Near to Lideta Tsebel
		Meskerem 1	Government	115151392	91112110	431645	-	Beside Lideta Higher Court
		Limat Minch	Government	113200351	911095204	42684	-	Near to Mekonoch kibeb



## Education Statistics Annual Abstract 2010 E.C (2017/18 G.C)

Subcity	Woreda	School Name	Ownership	Telephone		Po Box	E-mail	Location
				Office	Mobile			
	2	Mezgebe Birhan	Government	11371037	911112110	40398		Ayne siwuran sefsr
		Ethio Canada	Private		911872677	10225		Eyesus Gedam
		Hiltops	Private	113203832		70538		Holand Embassy
	3	Metebaber	Government	112788579				Sebatgna
		Africa Birhan	Government	112737076		130562		Abinet
		Omedla	Government	112135189		310195		Near to Kefitegna 4 TIVET
Lideta	4	Karamara	Government	112732345	911343780	-	-	ABINET
		Adis Fire	Government	115515861	911886097	-	-	Around 5gn police station
		Enat Ethiopia	Government	112133637	946665125	6478	-	JOSHANSEN
		Meserete Hiwot	Church	112137883	911125615	698	-	JOSHANSEN
		School of Americana (balcha)	Private	118301999	912061560	-	-	DARMAR SHOE FACTORY
		School of Americana (geja)	Private	111213362	910709546	160223	-	Balcha Condominium
		El-home of Kids	Private	112781006	912345003	14269	-	DARMAR
	School of Americana(coca)	Private	112765426	911813524	-	-	DARMAR	
	5	Alemaya	Government	112137809		3935		
	6	EdegetBesra	Government	115157055				Tekle hymanot
	7	M/J/Hayelom Araya	Government	115154084		25993		Near to black lion hospital
		De.j/ZerayDeres	Government	111118126		283		Near to Somale tera
		Abader	Public	111113931				Near to Somale tera
	8	School of Americana	Private					Near to balcha hospital
		TesfaKokeb	Government	1118591107				Near To darmar shoe factory
		Lideta Limat	Government					Lideta condominium
10	Briliance	Private					Infront of St.giorgis beer factory	
	Frehiwot No.1	Government	115157818		4466		Lejo aluminium	
	WetatTehadiso	Government	115158241	912195716			Around Tobacco factory	
	Intelengent Millinia1-4	Private		911989534	10270		Near to Lideta TEVET	
	Intelengent Millinia 5-8	Private					Behind of Tobacco factory	
N/silk	1	Stanford Addis No 1	Private	-	911693168	-	-	Lebu
		Tsigereda	Private		911879711	-	-	Lebu
		Neway Challenge	Private	-	924438503	-	-	Mebrat
		Genious Zone	Private	-	911359350	-	-	Sefera
		Hanna	Government	-	911866366	-	-	Sefera
		Furi Mariam	Private	-	91108491	-	-	Dula Mariam
		Light House	Private	-	916591229	-	-	Oromia Condominium
		Kal Mal	Private	-	911546348	-	-	Hana Sefera
		Misrak	Private	-	913434972	-	-	Garment
		Hidasie	Government	-	918944446	-	-	Addis Ababa Condominium
		Hawi Dandiboru	Private	-	911708491	-	-	Hana Sefera
		My Dream	Private	-	913434972			Mango
		Zoskales	Private	-	118962403			Kebele
Felege Neway	Private	-	910216358			Lebu		





## Education Statistics Annual Abstract 2010 E.C (2017/18 G.C)

Subcity	Woreda	School Name	Ownership	Telephone		Po Box	E-mail	Location
				Office	Mobile			
	1	Stanford Addis	Private		911208093			Lebu
		Tsigereda	Private		911879711			Addis Ababa Condominium
	2	Roman	Private	113213311	912115325			Mechael Adabay
		Hiber	Government	113210963	0922731082/			Mekanisa Mechael church
		Hunde gudina	Private	113698021	911164940/			Mechael Adabay
N/si lk	2	Alpha Bilen	Share Company	113698021	910793381			Mechael Adabay
		Kidsvision	Private	113213737	911906193			Around woreda 02
		Mountolive	Private	114713343	923263028			Mechael Adababay
		Kore Birhane wongel	church	113699588	91054539/			kore
		Donbosco Catholic	Mission	113210831	913583873	4640		Mechael Adababay
		T.W trinity	Private		911372702	145056		kore
		Blue Nile	Private	113210939	913132560/			Mechael Adababay
		Sew Tsega	Private	113210939	917320555			Mechael Adababay
		Herman	Private	113213338	912051770			German Adababay
		Sipara	Private	1132213338	920671716			Anbesa Garazh
		Mekanisa G/Michael	Church	118353426	911477484	27726		Mechael church
		Future generatione hope	Share Company	118391478	911811972	40298		Around German Adebabay
		Liza	Private	113215067	923207050	40153		Around Hebir
		Shapiyons acadamy	Share Company		0911551861/			Around Michael Adebabay
		Strong	Private	913750663	911086138			Mechanisa Around wor2
		Embracing hope Ethiopia	NGO	118391531	929191289			kore
		C.s.s./karyzma	Private	113211255	9236636544			kore
		Gibson youth	Private		911163275	155564		Mechanisa Around wor2
		Mieraf	Private	118685841	910588601/			Gemo around Fana02
		Bisrate Gebreal	Private	0113727841	911291229	31563	Bgis.addis@gmail.com	Beside bisrate gebriel church
		Cruise 1-4 no-1	Private	113724407	911170662	27188	-	Mekani comm police station
		Cruise 5-8	Private	0113718724	913097437	27188	cruise@etionet.et	hailoch street Yz buiding
		Ever East	Private	-	911960267	-	-	Sefere genet area
		International Community school	International	113711544	-	-	-	Behind Samy Coffe
		Mekanisa Deaf	Mission	113724826	913799948	3147	Msd.Education@gmail.com	Besiide Abo Church
		Mekanisa Akababi	Government	113203831	910593879	7152		Beside Abo square
		Mekanisa Mekane Yesus	Mission		913898782	40165		In mekaneyesus chrch compound
		Mekdela	Government	113719271	912629883			infort of ICS
Modern Acdamy	Private	118318988	912355483	24726		Beside Tennis comouny		
New English 1-4	Private	0118685915	911045720	18609	Neps@ethionet.et	Mekani comm police station		
Omega 1-6	Private	0113204583	906649358	32901	omegaschoolethiopia@gmail.com	Beside tor hailoch		
Omega 7-8	Private	113712139	913106905	32901	omegaschoolethiopia@gmail.com	Along tor hailoch street		
Roboust	Private	118685953	942169116			Beside mekanissa mekayesus church		



## Education Statistics Annual Abstract 2010 E.C (2017/18 G.C)

Subcity	Woreda	School Name	Ownership	Telephone		Po Box	E-mail	Location
				Office	Mobile			
N/si lk	3	School Of tomorrow	Private	113724646	913059119	29605	Schotom.aa@ethionet.et	Behind Adot
		Spring Of knowledge	Private	113727925	96671630		www.ethiospring.com	Behind vatican Embassy
		New English 5-8	Private		911045720		Neps@ethionet.et	In front of eth.pharmaceutical
	4	Cruise 1-4 No-2	Private	011831527	911131056	27188	cruise@etionet.et	Around Total Square
		Tesfa	Government	113200356	910080765			sar bet
		Gibson youth	Private	113728141	911081345	15564		sar bet
		School of Nation	Private	113729752	923003535	41189	SchoolofNation@gmail.com	sar bet
	5	Mekanisa Abadir	Mosque	113202134	911232342	12693	Info.AT.Abadirms	sar bet
		Gofa	Government	118592818	911563974			Around Gofa Camp
		Strivers	Private	118829390	913561526		mafimafi@gmail.com	Around kidane mihiret church
		Veronica	Private		913281289			Around Gofa Camp
		Tiru work	Private	114703868	963189282		Tiru workyahoo.com	Around W05 health center
		Alexander	Private		911 719174			Around kidane mihiret church
		Destiny Future	Private	114160107	911397216	121235	haregl@yahoo.com	Around Gofa Industrial College
	6	Zikre Tewoflos	Church	114163686	930641488			Gofa Gebriel
		NationWide	Private	114664154	911648975	182718	Nationwide5874@gmail.com0	Gofa
		Netsanet Chora	Government	114160118	911346206	5242		Kera
		Tiru Work	Private	114160471	922371370	40953	truah@ethionet.et	Gofa
		Cordova	Private	118698289	930175849	181889	contactmuctar@yahoo.com	Kera
		Atse Zerayakob	Government	114167440	911111608	7404	schoolatsezeryakob@yahoo.com	Kera
		Nur jamal Academy	Private	118685831	911035033		Nurjermal2014@gmail.com	Kera
		Sun cost	Private	114661542	913973519			Gofa
		Hawariyaw petros	Government	114163332	922407028			Gofa
		Font	Private	118518876	913263541			Gofa Mebrat
		Eldera	Private	118685858	911066032	17854		Gofa camp
		Kids New Flower	Private	114669166	911458937		kidsnewflowerschool@gm-ail.com	Kera Akebab
	7	Bisrate Gebrale	Private	114703894	910305703	31563	bgisaddis@gm-ail.com	Gofa Mebrat
		Sabedy	Private	114401512	911150510	6008	sabedyinteracademy@gm-ail.com	Saris woreda7 Akababi
		Darsy	Private	114424262	911380097	120935		Saris woreda7 Akababi
	8	BRS	Private	114409297	930034724	8583	Solomonge95@yahoo.cfom	Saris woreda7 Akababi
		Agazian No.2 primary	Government	114428051	912116082	-		Around Gotera
		Sebiste Negasi primary	Government	118290261	911896436	-	-	Around Gotera
muse primary		Government	114424694	910705007	120168		Around Gotera	
B.T.D primary		Private	114708001	911357500	-	-	Around Gotera	
Iddon primary		Private	114404928	911917173	-	-	Around Gotera	
mekirez		Private	-	911887305	-	-	Around Gotera	
Addis Amba		Government	114420441	929006408	120112	Addis Ambaprimarieschool@gmail.com	Saris Addis Sefer	
9	El-Bethel	Private	114403574	911745523	181660	Elbethelacademy1986@gmail.com	Saris Addis Sefer	
	Falcon	Private	0118495110/01144046 47	0911483380/09114815 67	22510	Falacademy@gmail.com	Saris Addis Sefer	
	Typify	Private	114709038	963191911	--		Saris Addis Sefer	



## Education Statistics Annual Abstract 2010 E.C (2017/18 G.C)

Subcity	Woreda	School Name	Ownership	Telephone		Po Box	E-mail	Location	
				Office	Mobile				
N/si lk	10	Senezetegn	Government	114425226	912059804/0913488253	1201	-	Old Ethiopian railway/Round Bunna board/	
		Abiyot Fana	Government	114425667	911868019	120153	-	Round Abesineya leather factory	
		Promise Keepers	Private	011-4-42-24-75	985400606	121201	-	Back of Dama hotel/200m	
		Progress	Private	011-4-42-22-46	913665096	-	-	Round Ethiopian red cross association	
		Solomons	Private	011-4-42-79-01	913397232	121707	Infosolomonsacademic.org	Nifassilk painting factory	
		Nure Jemale	Private	118685834	988175152	-	Nujamal.2014 @ gmail.com	Airlines village/ketene 04/	
		Poc-Rule Nasa	Private	118447696	904626190	21145	Poc.rule@yahoo.com	Infront of Ethiopian red cross association	
	Misgana	Private	114426015	911745764	-	-	Near dama hotel/100m		
	11	kotari	Government	118690281					Hana Akababi ketena 2
		Ewuket Birhan	Private		947742060				Hana Akababi ketena 2
		Sinziro	Private	114197323	911449969				Hana Akababi ketena 2
		Asrok	Private		921611985				Hana Akababi ketena 2
		Genius Kids	Private		911771959				Hana Akababi ketena 2
		Ashirok	Private	114710073	912354721				Hana Akababi ketena 2
		Efrata	Private	114194289	913503934				Hana Akababi ketena 3
		Akilesiya	Private		911883345				Hana Akababi ketena 3
		Rohobot vission	Private		911316912				Hana Akababi ketena 4
		Yerom	Private		913399934				Hana Akababi ketena 4
		Eyakemwehana	Private	114192193	911764001				Hana Akababi ketena 5
		Metro	Private		911130151				Hana Akababi ketena 5
		Yeabkal	Private		912192619				Hana Akababi ketena 7
		Shalom	Private		912138081				Hana Akababi ketena 8
		Sidon	Private		911873386				Hana Akababi ketena 8
	Finota Loza	Private		910545871				Hana Akababi ketena 8	
	12	South West	Private	114196591	911481338	50010	<a href="mailto:sewa@ethionet.et">sewa@ethionet.et</a>	Around Lafto view Hotel	
		Abi Info	Private	114193082	912064466	31563	<a href="mailto:abiinfo-acadamy@yahoo.com">abiinfo-acadamy@yahoo.com</a>	Lafto Awash Bank Akababi	
		Emanuel	Private	114196688	911178545			Around Lafto Michael	
		Huluam	Private	114191929	911868198	124010	<a href="mailto:haluam@gmail.com">haluam@gmail.com</a>	Around 58	
		Abuna Paulos	Private	114196172	921406024			Around Lafto Michael	
		Tsedal	Private	114191603	912076128			Around 58	
		Future Generation Hope no2	Private	114193532	911910590	40298		Around Lafto Michael	
		A.Y.B	Private	114194815	913407587		<a href="mailto:aybacadamy1@gmail.com">aybacadamy1@gmail.com</a>	Lafto Awash Bank Akababi	
		Glow(M.L.W)	Private	118362044	970498587			Around Lafto view Hotel	
		Megabit 28	Government	114191533	910871910		<a href="mailto:megabit28@gmail.com">megabit28@gmail.com</a>	Around 58	
		Lafto	Government	114193292	911131232	199/1032		Around Lafto Meskelegna	
		Tehadiso	Government	114191176	911887429			Around Lafto Medhanialem church	



## Education Statistics Annual Abstract 2010 E.C (2017/18 G.C)

Subcity	Woreda	School Name	Ownership	Telephone		Po Box	E-mail	Location
				Office	Mobile			
N/si lk	13	Jemo2	Government	118448839	911011157			Jemo2
		Nolwi	Private	118329074	912115716			sugee
		Spiring of Knowledge	Private	118685960	910897311		tilahun biruk@gmail.com	Jemo1
		School of redamption	Private	118388095	911752383	17887	ethio redmption@gmail.com	Lebu
		Bi-brest	Private	118307118	940243941	42652		Jemo-1
		Mark	Private		923780708			Jemo-1
		South west	Private	0118965557/8	911484263	50010	S.W.A @ ethio net et	Jemo-1
		Abune-Gorgorious	Private		961284103	33128	esdrossc@gmail.com	Lebu
		Penel	Private		913398364			Jemo-1
		School of indian	Private	118494567	911306931	121875	school of Indiana@ ethio net.et	Jemo-1
		Dream	Private	0118829445/6	911428442	50010	liya.abera@yahoo.com	Jemo-1
Dynamic	Private		966334292		dynamicschool2gmail.com	Jemo-3		
Abay	Government		118353397	911714769		Jemo-1		
Ye ka	1	Tigllenetsanet	Government	0118121506/118121507	925493464	32717		Genete Eyesus
		Miyazya 23	Government	0111 140 589	913664915/913249446	23269		Meri Joy
		Kudus Markos Primary School	Government	0111 140 420	933916932	20240/1000	Kidus1960@gmail.com	Wami Biratu
		Emawayesh Primary School	Private	0111 141874	911025381	21001		Genete Eyesus
		Montosoriyan Primary School	Private	0111 14 01 94	913840875			Bloket
	2	HizbawiSerawit	Government	111140080	912157099	21734	-	Mazoriya
		Mekane hiwot	Government	111140012	912221325	32701	-	Abuye church
		Yeha Science and Technology	Private	111548248	913395508	3893	-	Biretdildiy
		Lemlem	Private	111140074	911612033	30744	-	Mazoriya
		Miss Aki	Private	111227931	912018625	56244	-	France embassy
		Rafidem	Private	111548485	913727555	16508	-	Telecommunication
	3	SeraMono	Private	111249894	930034323	570208		Aserazetegn
		Characount	Private	111325367	913079834			Aserazetegn
		Hibret Fire	Government	111235897	911059263			Aserasemint
	4	Addis-Birhan	Government	0111-248874	912241081			Minilik
		German	Church	0111-220060	911232264	1139		Sidist-Kilo
		Jakaranda	Private	0111-234351	911481318	13978		Minilik
		Kebena Adventist	Mission	0111-237005	938648213	14038		Kebena
	5	YekaTerara	Government	116461843	924003739	30121		Megenagna
		Yeka primary	Government	116183725	923986513	30013		English Embassy
Kokebetsibah		Government	116181720	910871584			kebena	
AFA		Private		926765579			Yeka Michael	



## Education Statistics Annual Abstract 2010 E.C (2017/18 G.C)

Subcity	Woreda	School Name	Ownership	Telephone		Po Box	E-mail	Location	
				Office	Mobile				
Ye ka	6	BirhanGuzo	Government	115155165	913359229			Enderase	
		Miss ford	Government	115157247	960138321			Kasanchis	
		NigatKokeb	Government	115534423	921331383			Aware	
		Ethiopia Andinet	Government	115518711	913376993			AratkiloGebreal	
		Temsalet 2000	Private	115150272	911910913			Aware	
		Crown youth	Private	115533461	927709583			Aware	
	7	YekaMisraqChora	Government	116181768	911715470			British Embassy	
		AdewaBer	Government	116673803	912040386			Signal	
		Yeka Global	Private	116180197	911645191			British Embassy	
		CHH	Private	116611051	917829889	31638	chh@ethionet.et	Ha Yahulet	
		Indian International	Private	118591435	911881775	5595	IIS@.et	Qebena	
	8	BiruhTesfa	Government	116632247	911365107			Woreda 08	
		Abiyot	Government	116518130	913303223			Central Shewa Hotel	
		Wotatoch Genet	Government	116183562	913124316			Sholla	
		Magic Carpet	Private	116636605	913646427			Chefe Tena tabiya	
		St Michael	Private	116185542	911282416			sholla	
		School of Tomorrow	Private		911677860			Lem Hotel	
		Sarina	Private	911624760	116183508			Woreda 08	
		Blue Bird	Private	116623293	911603862			22 Mazoria	
		Goal	Private	911231679	913995960			Wubet Building	
	9	Kotebe Adventist	Church	116515460	913888480	190346	-		2
		Kotebe Mekaneyesus	Church	116671444	911927583	190020	-		2
		Andinet International	Private	116479986	920557787	1289	-	Wuha Limat	
		St.Michael	Private	116466999	922444468	81277	St.michael school@yahoo.com		2
		Mavis	Private	116466822	9111017060	-	-	Metelaya	
		EB 1	Private	116463377	943886824	9998	-		2
		Elmo(1-3)	Private	116466677	911164330	180365	-		2
		Academic for excellence	Private	930100573	911456996	10721	-	02 near to Health center	
		Fair way	Private	116476259	913833087	-	-		2
		Yeka Debre mihret kidane mihret	Church	116454999	913089005	-	-	Metelaya	
		Elmo (4-8)	Private	116464004	983781204	180365	-		2
		EB 2	Private	118694645	912421704	9998	-	02 near to Health center	
	10	Philopatir Canadian Int.School	Private		0983042832/0915574037				02 near to Health center
		Salayish	Government	011-8389389/88	911056088			Salayish	
		Ethio wales Global	Private	011-6675031	930109955	7808	fizebest@gmail.com	Infrot of Tofike Dabobet	
		Belltower	Private	118691148	935374938		seyeniasaye@gmail.com	Kidane Mihret	
Ethio vision		Private		0911-487803	8407	eviacadamy@yahoo.com	Gohi		
Yeametah		Private	116677496	920504587			Infrot of Ankorcha sit.gebrale		
Eyor		Private		0911-108442		Tefa.2000@yahoo.com	Gohi around ferenja bate		
Alab No.2		Private		0912-216164	190227		Under Ankorcha taxie mazora		
Selo	Private		0911-924009			Ankorcha taxie mazora			



## Education Statistics Annual Abstract 2010 E.C (2017/18 G.C)

Subcity	Woreda	School Name	Ownership	Telephone		Po Box	E-mail	Location
				Office	Mobile			
Ye ka	11	Dja/wondrad	government	116455842	913220141	19300	-	Infront of W-11 Admistration
		Kotebe primary	government	911818162	116680813			Kotebe metroplotal university
		Beza	private	1166033072	0911124521-	-	-	Wesen around mikael
		Hillside	private	116466941	911433561			Wesen
		Marvel	private	930519154	0912131816-	1478	-	Around Dja/wondrad
		Deliverance	private	911712811	912215825	-	-	Kotebe metroplotal university
		Fresh and Green	private	-931084400	986890301	-	-	Kotebe metroplotal university
		Macmillan	private	913088888	911915782	-	-	Around wesen
		union	private	-	912001731			Wesen around mikael
		Lyceum	private	116602272	919193337			Wesen around mikael
		Rohobot	private	-	912131816	-	-	Kotebe Around Slam dabo bet
		Universal	private	-	927952837	-	-	Near Education Bureau
		Livero	private	-	912164628			Kotebe metroplotal university
		Edgettajeb	private	116601905	0911241383-	1316	-	Kotebe metroplotal university
		Selam children village no 1	Misson	0118932287-	910720451	-	-	Kotebe Around Slam dabo bet
		Selam children village no 2	Misson	118962040	0910352526-	8075	-	CMC
		Neway youth	Private	116602522	911919921	14114	-	Loke
		Magnet	Private	116675800	911556573	-	-	Wesson
	Appllel	Private	118899288	910643202	-	-	Kotebe metroplotal university	
	Regib	Private	116612417	941923899			Kotebe metroplotal university	
	12	Kotebebirhanehiwot	Government	118684916	913159259			demamite
		Karallo	Government	116600470	947891972			Karallo
		Happy village Adiet	Private		911210437			Happy village
		Future Youth	Private		11959561			saral
		Sefeakadamy	Private		911481681			Mesalemiya
		Bright hope Family kids	Private		911348800			Karallo
		Noel INo.2	Private		911447984			Happy village
		New Sunlight	Private		911682047			Karallo
		Ab	Private		911635331			Karallo
		Kotebekidanemihiret	Private	116601122	912003795			sara
	13	H/H One	Private	118631253	911803590			Happy Village
		Eshcol	Chruch	011-6514165	09-13411524	722		Meri
		Kipas	Private	011-6603497	09-25762192	57972		Me-Loke
		Hana	Private	011-6601256	09-13623275	22034		Me-Loke
		Argiti Meri	Private		09-13056758			Meri
		Abune-Gorgorious	Private	011-8681332	09-11713061			Cmc Adebabay
School of Tomorrow		Private	011-6605584	912428792	29605	Schotoo aa @ ethio net.	Meri/tsehay realstate/	
St-Teriza	Private	011-8298274	09-10826551			CmcPolice station		



## Education Statistics Annual Abstract 2010 E.C (2017/18 G.C)

Subcity	Woreda	School Name	Ownership	Telephone		Po Box	E-mail	Location
				Office	Mobile			
Ye ka	13	Zagol	Private		09-11103281			Meri
		Deliverance	Private		913543438			Meri /silasy church/
		Vector Special need	NGO		09-11907102			Ayat/ kibr damna/
		YekaTaffo	Government	011-8389209	09-38038969			Taffo
		Meri Hidase	Government	011-6601523	09-10045720			Meri
		Mierafe	Private		902455452			Ayat
		Pilar	Private		911457327			Sara ampol
		Ozone	Private		911364957			Ayat adebabay
		Dimond	Private		930329537			Near Woreda 13
		St. Michael	Private	118688760	09-40298032			Tafo Adebabay



# Education Statistics Annual Abstract 2010 E.C (2017/18 G.C)

## Secondary and Preparatory

Subcity	Woreda	School Name	Ownership	Telephone		Po Box	E-mail	Location	
				Office	Mobile				
Adis Ketema		Dilachin	Government	112775610	912115624	14372		Near Amanuel Hospital/church	
	3	Radical	Private	118204640	911686727	-	rdcl@gmail.com		
	5	Bethel Mekaneyesus	Mission	112752327	911976510	1111		Paster	
	7	Addis ketema	Government	112763817	911181692	1173	akps0112763811@gmail.com	Awtobis Tera	
	8	D/Haile Kidus Raguel	Church	112759328	911795394	23351		Merkato	
	10	AL-afia kunuz	Private	112797613	911982945	50210	Learnatal-afia@gmail.com	Atena tera	
		Bingham	International	0112791780/81	911195531	4937	office@bingamacademy.net	Atena tera	
	Akaki Kality	1	Fitawrary Abayneh Metekia	Government	114348920	913044755	1072		Keste Demena
			Akaki Adventist	Mission	114340006	911472318	25		Akaki Health Center
			Akaki L'esperance	NGO	0114340284, 0114345686/87	911760277	100713	Ncao@ethio.net	Kilinto Maremiya
Indiana			Private	118464330	913238354	121875	Gmail@Sch.ofindiana	Alem bank	
2		Ethio-Japan secondary	Government	0114346843/53	911804567	540		AkakiWoreda 02 Ketena 4	
4		Ethio National	Private	114342093	911487774	3065	www.ethionational.com	Kality Total	
		Gelan no.2	Government	118886852	912720455	--	-	Gelan condominium	
6		School of Aygoda	Private	114704379	912134468	120887		KETENA 01	
		BulBuIA	Government	114426031	938001788	407-1036	-	KETENA 01	
7		Kality	Government	114396550	912138041			Around Cheralia Factory	
	A.A Maremiya	Government		913076129			Kaliti Prison		
8	Derartu Tulu	Government	011 4 343426	09 13047207		derartutulupreparatoryschool@gmail.com	serty health center		
	Beseka	Government	011 4340038	09 11126612	28		kebti tera		
9	Koye	Government	-	912163520		-	Koye kondominiem		
	Tulu dimtu	Government	-	0913882105-		-	Tulu dimtu kondominiem		
Ara da	1	Tikur Anbesa	Government	115529541	-	5388	-		
		Nativity Girls	Mission	111562565	-	21794	-		
		Lideta Catholic	Mission	011156 33 99	-	22896	-		
		Lycee Franco-Ethiopia	Others	011155 2173	-	1496	Lycee-addis @ethio net.et		
	2	Agazian No.3	Government	111114210	911838355			Gojam berenda	
	3	Nejashi	Others	118696353	930105628	-	nejashiacadami@gmail.com	Yohannes church	
	4	W/ro Kelemework	Government	111564454	911679003	21595	-	shola	
		Future Hopes	Private	111117606	911137650		futurehopeschool@gmail.com	Sarem Hotel	
		Addis Ababa Lutheran	Church	111111300	911164677	-	-	Ras desta hospital	
	5	Betelhem	Government	0111117129	0911305746	22693	bschool27@gmail.com	Semen Hotel	
		Jiva	Private	0111569903	0911017214	25414		Dejach Wube	
		Italy Community	Community	111551396	911863401	970	istitutocomprensivo.addisabeba@gmail.co	Semen hotel	
	6	Dej/Belay Zeleke	Government	111565246	912119554			Belay zeleke	
		Radical	Private	947800202	911140972			5 killo univeristy	
		Nazreth	Mission	111112625	913032511			Around seba dereja	
		Mekane Eyesus	Mission	111117664	911630463			Around 5 killo	





## Education Statistics Annual Abstract 2010 E.C (2017/18 G.C)

Subcity	Woreda	School Name	Ownership	Telephone		Po Box	E-mail	Location
				Office	Mobile			
Ara da	7	Sandford International	International	0111233726/7	-	30056MA		Minilik Hospital
		Abune Gorgorios	Private	118500128	912079345	-	-	Kebena medihanialem
		Kidane Miheret	Mission	111239555	911132849	2212	Kidane.mehret.school@gmail.com	Kebena Adebabay
	8	Menbere Mengist Kidus Gebriel	Church	111223419	911458491	31674	-	Near Bata church
		Meskerem	Government	115502507	-	-	-	Near Bata health Center
	9	Holly Trinity Cathedral	Church	111233800	911109190	81026	-	Behind to WCM
		Dagmawi Minilik	Government	111573642	911437921	30146	-	Beside to 4kilo University
	10	Yekatit 66	Government	111560727	-	27411A.A	-	Piasa
		Indian International	Community	111117066	-	21499A.A	Inds.addis ababa@mail.com	Piasa
	Bo le	1	Ayer Amba	Government	111626281	-	-	-
Character Hall Mark			Private	116631041	911998911	-	-	Bole Michael
Bole Kalehiwot			Private	116260359	911176878	1036	bolekhs@gmail.com	Apartama
2		Prestigious youth	Private	116639980	911697879	-	-	Near at bole min yitebes hotel
		School of Tomorrow	Private	116625839	911621466	29605	-	Infront of airport Gumruk
3		Bole Preparatory	Government	116636711	911123443	-	-	Bole Medhanealem Church
		BritishInternational(9-12)	Private	116630707	930078070	-	-	Around Bole Dildey
4		Maria Rubatto	Private	116634035	910283664	8850	Maria Rubatto @gmail .com	Be Yohaniskitifo bet gebabilo
		Dr. HadisAlemayehu	Government	116631853	916170534	170585	-	Be 22 around NB building
5		GOBSON YOUTH ACADEMY	Private	118685615	911168742	-	gyaschool@hotmail.com	24 Kebele
		One planet International	Private	116181010	912036122	-	WWW.One planet .com	
6		Vision Academy(9 - 12)	Private	0116477417	0911120436	27177	Vision Academy Ethiopia@gmail.com	MebratHayle
		Kidist Mariam (9 - 12)	Private	0116- 46 40 11	0923022034	18490	Kms@Smuc.edu.ed	MebratHayle
		Macmillan Academy(9-12)	Private	0116670827	0920065098/	26486	macachiver@yahoo.com	Anbesa Garag
7		Gedamsitaweyan	Mission	116515635	910514904	-	-	Gurd shola
		Y.R.S	Private	118691908	929906472	-	-	bes hale
		Fountain Of Knowledge	Private	118389657	911100110/	2571110	contactfks@gmail.com	meskid
		Debora	Private	116679192	0911944535/	33024	info.@deborah school.com	Semit
		Safari	Private	116607889	911476424	3628	-	bes hale
8		Beshale	Government	1166791191	911631595	81184	-	bes hale
		Ethio Harvard	Private	116464699	09 11 08 90 09	-	-	Sefera
		Deliverance	Private	-	09 12043774	-	-	Figa
9		Shibu Ejersa	Private	-	911926586	-	-	Shibu Ejersa
		Bright Future	Private	118601141	911679174	-	-	Medhanealem
12		KB Academy	Private	1147144042	911686727	-	-	93mazoriya
		Bole Bulbula Secondary	Government	-	911086392	-	-	Mariyam sefer
13		Embute	PLC	116293799	912084073	90007	Embut.school@yahoo.com	Korea Hospital
		Bole Community	Government	-	913180649	-	-	Bole Homes Akababi
		Addis Gelobale Academy	Private	116626686	911523981	62737	-	Ethio Air Port
14		Glory	Private	118681482	913629462	Code 1000	Yoditmeketeg @ Gmail.com	Unity -University
	Super Holy Seviar	Private	116298976	911444752	40182	Super hol @tecome .net.et	Unity -University	
	Ethio Parent s'	Private	116293473	911214314	25278code 1000	Ethio parentes' gur@ethionet.et	Unity -University	
	Lem	Government	116294092	911898135	62245	-	Koria -hospital	
15	Andode	Government	118331636	922320451	-	-	Andode	



## Education Statistics Annual Abstract 2010 E.C (2017/18 G.C)

Subcity	Woreda	School Name	Ownership	Telephone		Po Box	E-mail	Location
				Office	Mobile			
Gulle	1	Entoto Amba	Government	111222531	912105417	-	-	Shiromeda
	2	Miskaye Hizunane Medhanialem	Church	111238635	911784123	-	-	Sidist kilo
		Entoto Wengelawit	Mission	111238635	912437553	-	-	Shiromeda
	5	Kechene DebereSelam	Government	0111- 57 45 52	09 11 82 71 15	24765	-	Kechene
	7	Dil Ber	Government		911818156	-	-	Semen mezegaja
		Lazarist	Mission	112576053	-	-	-	Semen mezegaja
		St. mery	Mission	111565608	-	-	-	Semen mezegaja
		El-Bethel	Private	111110882	911697111	-	-	Semen mezegaja
		Amigonian	Private	111567299	-	-	-	Semen mezegaja
	8	Rufael Holiseviour	Private	111268021	911671943	80282	-	Addisu Gebeya
		Elshaday Holy Savior	Private	112593343	9111736702	80282	-	Paulos
	9	Ethio parent	Private	112593747	911092684	25278	-	Paulos
		Ke.Azimach Andarge W/Giorgis	Private	112776398	911484994	1295	-	Paster
		Merewa	Private	112595518	912434147	-	-	Paulos
		Sumeya	Private	112594196	911958452	16064	-	Rufael
	10	School of Tomorrow	Private	1127744148	911602307	29605	-	Phaulos area
		Enat	Private	112594444	911505669	-	-	Shegole
Imperial		Private		911103858	-	-	Winget	
Mieraf		Government	112595276	911193177	-	-	Shegole	
Kirkose	1	Greek Community	Community	115515870	911656892	598	<a href="mailto:gcs@ethionet.et">gcs@ethionet.et</a>	Olompia
	2	Temnga yazh	Government	114674090	911186170		<a href="mailto:Debsha12@gmail.com">Debsha12@gmail.com</a>	Wetate meakel
		Assay	Public	115518807	911634841	3146	<a href="mailto:assai@ethinet.et">assai@ethinet.et</a>	Shewa dabo
	3	Dandi Boru	Private	115529982	937672818	699	<a href="mailto:dandiiboru@ehionet.et">dandiiboru@ehionet.et</a>	Wolo sefere
		Yetebeberut	Government	114166143	9100433752		-	
		Future Talent	Private	114707161	911420109		-	
	5	Adey Ababa	Private	114654617			-	
		School of Tomorrow	Private	116511871	911790525	29605	<a href="mailto:Schotom.aa@ethionet.et">Schotom.aa@ethionet.et</a>	Sarbet
		Blue Bird No.8	Private	114160195	913908187	8547	<a href="mailto:Arise@telecom.net.et">Arise@telecom.net.et</a>	Bulgaria
	8	Sunny side	Private	114160495	911181358	201121	<a href="mailto:Info@sunnysideeducation">Info@sunnysideeducation</a>	Bulgaria
		Misrak Goh	Government					Kasanchis
9	St.Joseph	Mission	115510868	911611572	7096	<a href="mailto:sjs@ethionet.et">sjs@ethionet.et</a>	Meskel Adebabay	
	Shimelis Habte	Government	115156157	912022185	40002	-		
Kolfe	1	Mawunt oliv	Private	09-21-25-99-41	09-12-50-16-74			Ayer tena
		Beteseb	Private	011348-13-65	09-11-20-61-76			Ayer tena
		Tigat	Private	011-348-14-87	09-11-46-41-01			Ayer tena
		Joint Vision	Private	011-348-17-43	09-11-21-28-72	7code 1033		Ayer tena
	2	Repiabel	private		911217733	20756	<a href="mailto:Reppi123@gmail.com">Reppi123@gmail.com</a>	Reppi
		Meweda	private		912052234		<a href="mailto:Mewedaacc@yahoo.com">Mewedaacc@yahoo.com</a>	Kara kore
	3	Repi	Government	113488850	946746526			(kara kore) Reppi area
		Atlas	Private	113481508	911428757	27848	<a href="mailto:Atlasschool94@gmail.com">Atlasschool94@gmail.com</a>	(kara kore) Reppi area
	4	Yetwld tesfa	Private	113498852		-	-	Alem bank
		Alpha keranyo	Share	113498903	-	-	-	Alem bank
		Ayer tena	Government		912117486	-	-	Ayer tena



# Education Statistics Annual Abstract 2010 E.C (2017/18 G.C)

Subcity	Woreda	School Name	Ownership	Telephone		Po Box	E-mail	Location
				Office	Mobile			
Kolfe	6	Yemanebirhan	Government	Secondary	911338650			Woyera bethel
		Renaissance	private	Secondary	913104520			Bethel
	7	Bat-sheba	Private	01 18374203	09 22778832	-		Bethel
		SefaAcademy No -1 and No-2	Private	-	0921 420903	24566		Bethel
		Bethel	Government		923711433			Bethel
	8	Bikolos	Private	113490097	911703385	904cod1110		Bethel
		Keranyo Medhanealem	Government	0113 71 69 94	0911 70 98 38			K/medhanialem Church
9	Family	Private	-	911306931	-	learatfamily@gmail.com		
11	Kolfe	Government	01-12-79-21-57	911319182	5404	-	Lukanda	
12	Millennium	Government	112791221	911709837	4063	Ersassu765@gmail.com	Atenatera	
Lideta	4	Dej/balecha Abanefso	Government	118695102				Near to higher court
	9	Hidase Lideta	Government	118961661				Goma kuteba(5gnna police station)
	10	Africa Hibret	Government	118500100				
Nifas sili k	1	Lebu	Government	118962403	911668282			Haile Garment
		Zoskales	Private		911443548			Lebu Kebele
		Neway Challenge	Private		911554515			Mebrat Haile
	2	Fana	Government	118961899	91156425			
		Future Generation hope	Share Company	118391477	925591301		Future generation @ g mail	Around German Adebabay
		Liza	Private	113215067				Around Hebir
		Donbosco catholic	Mission	118307421	911430266	4640	dbchap@gmail	Around Hebir
		Mieraf	Private	118685842	912679742			Gemo around Fana 02
		Gibson youth	Private	113211255	911334152	15564	www.gyaschool	Mechanisa Around woreda 2
	3	Alpha Blen	Share Company	113214275	912241920			Michael Adebabay
		Bisrate Gebreal	Private	113718636	911693719	31563		Beside bisrate gebriel church
		Cruise	Private	116535232	911996673	27188	info@cruiseschoolet.com	Beside bisrate gebriel church
		Ewket Lehbiret	Government	113727768	911167983			Behind eth.pharmaceutical
		Higher 23	Government	0113201212	911149493	41704	Kefteгна23@gmail.com	Behind Adot
		International Community school	International	113711544				Behind samy coffe
		New English	Private	0113205720	911993399	18609	Neps@ethionet.et	Behind eth.pharmaceutical
		Omega	Private	113712139	913106905	32901		Along Tor hailoch street
	4	Spring Of knowledge	Private	113727925	911956574			Behind vatican Embassy
		School of Nation	Private	113729752	923003535	41189	SchoolofNation@gmail.com	sar bet
		Mekanisa Abadir	Mosque	113202134	911232342	12693	Info.AT.Abadirms	sar bet
		Strivers	Private		09 11 397216			Around kidane Mihiret church
	5	Tiru work	Private	114703868	913312532		Tiru workyahoo.com	Around Woreda 05 health center
		Sedil Le Ethiopia	Government	114674367	911751864	2892/1000	habtamudug@gmail.com	Around Woreda 05 office
		Kids New Flower	Private	114669166	911458937	42336	kidsnewflow@gmail.com	Gofa Mebrat
	6	Fitawurary lakeadigeh	Government	114167265	910321751	1032108	Fitawurarylakeadigeh@gmail.com	Gofa Gebriel
		Bisrate Gebirale	Private	private	114703894	910305703	31563	bgisaddis@gmail.com
	8	B.T.D secondary school	Private	114708001	911357500	-	-	Around Gotera
Sebiste Negasi secondary school		Government	-	920289091	-	-	Around Gotera	
9	Frehiwot No2	Government	114424934	921405935	120258		Saris kadisco	
	El-Bethel	Private	114431447	913148502	181660	Elbethelacademy1986@gmail.com	Saris Addis Sefer	



## Education Statistics Annual Abstract 2010 E.C (2017/18 G.C)

Subcity	Woreda	School Name	Ownership	Telephone		Po Box	E-mail	Location
				Office	Mobile			
Nif as sili k	9	Falcon	Private	118885813	969454611	22510	Falacademy@gmail.com	Saris Addis Sefer
		Typify youth	Private	114707617	911244850	--		Saris Addis Sefer
	11	Sinziro	Private	114197323	911449969		Sinziro123@gmail.com	Hana Akababi ketena 2
		Finota Loza	Private	114195584	910545871	58834		Hana Akababi ketena 8
	13	South west	Private	114713211	911335277	50010	S.W.A ethio net et	Jemo1
		School of indian	Private	118494567	911306931	121875	school of Indiana@ ethio net.et	Jemo-1
Dream		Private	118356936	911428442	50010	liya.abera@yahoo.com	Jemo-1	
Ye ka	2	Mark	Private	0118449097/9	911661979			Jemo1
		Higher-12	Government	111140296	911041561	21734		Biretdilidy
		YehaScience & Technology	Private	111548248	911942575	3893		Biretdilidy
	4	Lemlem	Private	111140074	911612033	30744		mazoriya
		Kebena-Adventist	Mission	0111-237005	911181527	14038		Kebena
	5	KokebeTsibeha	Government	116631644	911111261	850	kokebesecpreschool@gmail.com	kebena
	6	BirhanGuzo	Government	115547365	911699574			Enderase
		TesfaBirhan	Government	116185675	912242759			Sholla
		Magic Carpet	Private	116631486	911433561			Chefe Tena Tabiya
		St. Michael	Private	116185542	913272524			Misrak Atekalay
	8	School of Tomorrow	Private		911677860			LemeHotel
		EB Academy(9-12)	Private	116461874	911887936	9998	-	02 near to Health center
		Andinet International (9-10)	Private	116479986	920557787	1289	-	Wuha Limat
	9	Andinet International (11-12)	Private	116465665	911812364	12180	-	Wuha Limat
		10	Millinium	Government	1116460187	911727535		
	11	Dja/wondrad mesenado	Government	116456197	912082311		-	Infront of W-11 Admistration
		Hillside	Private	116466940				Wessen
		Selam children village	Misson	116458152	911114429	-	-	Wesson
		Regib secondary	Private	116601935	938606060			Around Kotebe metropolitan university
		Magnet	Private	116675802	910449379			Wesson
12	Karallo	Government	116601037	913731464	-	-	Karallo	
	Kotbekidanemihret	Private	116601122	936662154	-	-	Sara	
13	EdigetChora	Government	011-8691840	09-22578960			Taffo	
	School of Tomorrow	Private	011-6605584	09-10248867	29605		Meri	
	Dimond	Private		930323537			Near Woreda 13	
	St.michael	Private		913771203			Tafo Adebabay	
	Deliverance	Private		912015393			Meri/Silase church/	
14	Abado	Government	118681448	-	-	-	Abado	
	Abado2ndry	Government	-	986357241	-	-	Abado	
	Rakher	Private	-	910988415	-	-	Abado	
	Goal	Private	-	911231679	25286	WWW.goal internatiol School.ed.et	Abado	
	Home Land	Private	-	931200192	-	-	Abado	
	Tsion	Private	-	911101713	-	-	Abado	



**Suggestion**

Your name \_\_\_\_\_ Date \_\_\_\_\_

Describe the problem that you found in the abstract

---

---

---

---

---

What additional issues should have been incorporated in the abstract?

---

---

---

---

---

**Thank you!**