
Education Statistics Annual Abstract 2011E.C (2018/19 G.C)

**City Government of Addis Ababa Education Bureau
January 2020
Addis Ababa**

Address	
Tel.	+251-111-22-38-94
Website	www.aaceb.gov.et
Email	aacaebc@gmail.com
Facebook	WWW.facebook.com/aacebc

A complete set of the annual abstract publication is available in the following addresses:

EMIS Team.

Contact Person	Position	Contact Address
Biniyam Aweke	EMIS Expert	binimen2005@gmail.com
Desta Abrham	EMIS Expert	destaabrham11@gmail.com
Gashaw Aklilu	EMIS Expert	gashawaklilu4@gmail.com
Frehiwot Bekele	EMIS Expert	f.f0912062365@gmail.com



Forward

Along with the key tasks of the City Administration of Addis Ababa Education Bureau (CGAAEB) publishing city level yearly accomplishment statistics in the education sector is the one given paramount importance. Obviously, this task claims CGAAEB to go through the process of amassing data from each sub-city education office in the city, compiling, interpreting, analyzing and validating the blueprint by internal stakeholders.

In line with this the 2011E.C(2018/19) Education Statistics Annual Abstract is prepared to have a nature of depicting the significant progress, that has been exhibited by the education bureau since 2007 E.C, in creating access, promoting equity, relevance and quality at all levels. Not only this but also the achievements it champions in the expansion of schools, tightening gender disparity, delivery of appropriate teaching learning material , enhancement in the qualification of teachers together with its school leaders. Evidently, this is in compliance with the Country's endeavor that has made education a key right of way in all its improvement deeds with a strong passion that excellence in education and training is both preliminary to citizens' development and decisively coupled with broad-based economic growth and democratic governance.

Boosting access, quality and relevance of education necessitates a well-organized and supply of data secured from every corner of the sector. Cognizant of this the Education Bureau has been closely working with partners to meet the information demand of this abstract.

To this end, the City Administration of Addis Ababa Education Bureau since a couple of years ago has deployed a system of collecting contemporary, trustworthy and precise education information and established appropriate techniques of reporting. For this reason, the Bureau is pleased in organizing and issuing the annual abstract of the year (2011E.C./2018/19).

The abstract encompasses students' enrollment , repetition and dropout rates, population of teachers ,and school leaders, gender parity index, special need education, integrated functional adult education, educational finance and school water sanitation at different levels ranging from pre- primary to preparatory in government and non- government schools of Addis Ababa.

In sum, the City Administration of Addis Ababa Education Bureau is confident as this document will serve as a source of data from which inquiring educators, researchers, policy makers and other stakeholders may fetch trust worthy information on one hand. It also believes that this Statistical Annual Abstract could possibly serve as an indicator to performance of the education system within its jurisdiction. Finally, the Bureau would like to ascertain its readiness to be at your service in case of clarification and other needs on related issues.

Zelalem Mulatu Demu

Head, City Administration of A.A Education Bureau




Acknowledgement

The City Administration of Addis Ababa Education Bureau is indebted to all stakeholders who played meaningful role and significantly supply inputs for the preparation and development of this Annual Abstract. The commitment of the Bureau Directorates and Team members and Sub-City Experts has been of great value in scaling up the quality and the realization of this document.

All professionals from the Bureau's Directorates, who have been proactively engaged in the entire process deserve special acknowledgement for your enthusiasm and work of dependability

Finally, the Education Bureau would like to extend its thanks to all professionals who adequately discharged their due responsibilities in the groundwork. The Bureau would also like to acknowledge the Sub City and, Woreda Education Offices as well as schools for their cooperation and concern in the delivery of information during the process of data collection. Special thank goes to UNICEF Ethiopia for covering the expenses required to run the task of producing this Annual statistical abstract.



INTRODUCTION

In the contemporary world where accurate information plays a determinant role in all walks of life, producing systematically compiled and organized information is not a matter of choice but a necessity for the stakeholders and others looking for it.

Unquestionably, the need to have timely and reliable information in education sector is beyond compare as the area works on human beings and generation. This leads to capitalize the use of well-refined, relevant and trustworthy information to all comings and goings and attainments of the education system. Cognizant of this essential role of educational statistics, the City Government of Addis Ababa Education Bureau has been doing its best for the publication of trustworthy and timely educational statistics annual abstract.

In the process of addressing this objective, the City Government of Addis Ababa Education Bureau has been intimately and resolutely busy in giving educational data through its annual statistical abstract through collected and organized education data obtained from Sub cities, Woreda education offices and schools.

This Annual Abstract encompasses both descriptive and analytical summaries of Students' enrollment, Teachers' qualification, School leaders' profiles, the type and number of Schools at all levels and their WASH facilities and other quality indicators of the education system.

Therefore, this annual education abstract is intended to serve as a basis for evidence-based planning and decision-making, monitoring and evaluation of the education sector and encourage further research on education related issues.



Table of Contents

1. Overview of the education system	1
1.2 The Addis Ababa Education System “At a Glance”	3
2. Summarized data.....	7
3. Key indicators and analysis	12
3.1 Preprimary education	13
3.1.1 Number of Preprimary Schools.....	13
3.1.2 Gross Enrollment Rate (GER)	15
3.1.3 Net Enrollment Rate (NER).....	16
3.1.4 Gender Parity Index (GPI).....	17
3.1.5 Pupil Teacher Ratio (PTR)	17
3.1.6. Pupil Section Ratio (PSR)	19
3.2.1 Access and Coverage of Primary Education.....	21
3.2.1.1 Apparent Intake Rate (AIR).....	21
3.2.1.2 Net Intake Rate (NIR).....	21
3.2.1.3 GER of Primary (Grade 1-8) Grade Level.....	22
3.2.1.4. GER Primary 1st cycle (Grade 1-4)	23
3.2.1.5 GER for Primary 2nd cycle (Grade 5-8).....	23
3.2.1.6 Net Enrollment Rate (NER).....	24
3.2.1.7 NER Primary 1st cycle (Grade 1-4)	25
3.2.1.8 NER Primary 2nd cycle (Grade 5-8)	26
3.2.1.9 Adjusted primary Net enrollment rate	26
3.2.2. Gender Parity Index (GPI).....	27
3.2.3 Pupil Teacher Ratio (PTR)	28
3.2.4 Pupil Section Ratio (PSR)	29
3.2.5.3 Survival Rate.....	32
3.2.5.4 Completion Rate.....	32
3.2.5.5 Promotion rate.....	33
3.3 Alternative Basic Education (ABE).....	34
3.4 Secondary Education (Grade 9-12).....	35
3.4.1 Number of General Secondary and Preparatory School.....	35
3.4.2. Gross Enrollment Rate (GER) for Grades 9-12	35
3.4.3. Net Enrollment Rate (NER) Grade 9-12	36
3.4.4. Enrollment in Preparatory schools (Grade 11-12)	36



Education Statistics Annual Abstract 2011 E.C (2018/19 G.C)

3.4.5. Gender Parity Index (GPI).....	37
3.4.6. Pupil Teachers Ratio in secondary school (PTR).....	38
3.4.8 Internal Efficiency.....	40
3.4.8.1 Dropout rate of grade 9	40
3.4.8.2 Dropout rate of grade 11	40
3.4.8.3 Repetition rate of grade 9.....	41
3.4.8.4 Promotion rate of grade 10	42
3.4.8.4 Promotion rate of grade 12	42
3.5. Integrated Functional Adult Education (IFAE)	43
3.6 School Feeding	44
3.7. School Facility	45
3.8: Pupils with Disability.....	48
3.9 Teachers and School leadership.....	51
3.9.1 Teachers.....	51
3.9.2 Teachers with Disability.....	57
3.9.3 Principal and Supervisor.....	57
3.9.3.1 School Leaders by Qualification.....	57
3.10 School water, sanitation and hygiene (WASH)	61
4. Education Finance.....	77
4.1 Public Budget Allocation	78
4.2 Community Voluntary Contribution	79
4.3 Development Partners Assistance.....	79
4.3.1 School grant.....	80
4.3.2 Amount of School Grant.....	81
7. Detail Table	83



List of Tables

Table 2. 1 School Age Population 2011 E.C (2018/19 G.C)	8
Table 2. 2: School types.....	8
Table 2.3: Enrollments	9
Table 2.4: Enrollment by Sub City.....	10
Table 2.5 Teaching Staff.....	11
Table 3.1: “O” Class Enrollment and school	14
Table 3.2: PTR in Government and non-government preprimary schools	18
Table 3.3: PSR in Government, and Non-Government Pre-primary schools	19
Table 3.4: Gross Enrollment Rate (GER) of Primary (Grade 1-8) Trends	22
Table 3.5: Gross Enrollment Rate (GER) of Primary Grade 1-4 Trends.....	23
Table 3.6: Gross Enrollment Rate (GER) of Primary Grade 5-8 Trends.....	23
Table 3.7: Adjusted primary Net Enrollment Rate (ANER).....	26
Table 3.8: PTR in Government and non-government primary schools	28
Table 3.9: PSR in Government, and Non-Government primary schools.....	29
Table 3.10: Promotion rate of grade 8 students	33
Table 3.11: Pupil teacher ratio in government and non-government secondary schools /2008 E.C. up to 2011E.C/	38
Table 3.12: Pupil Section ratio in government and non-government secondary and preparatory schools .	39
Table 3.13: School Feeding Program beneficiaries at sub city level.....	44
Table 3.14: School Facility of Primary Schools 2011 E.C (2018/19)	45
Table 3.15: School Facility in secondary and preparatory schools (in Private and Government schools) .	47
Table 3.16: Pre-primary Education Enrollment of pupils with Disability	48
Table 3.17: Primary Education (grade 1-8) Enrollment of Pupils with Disability	49
Table 3.18: The Secondary Education (grade 9-12) Enrollment of pupils with Disability.....	49
Table 3.19: The enrollment of Pupils with Disability from Year 2007 E.C-2011 E.C.....	50
Table 3.20: The enrollment of students with Disability in all levels (2011 E.C).....	51
Table 3.21: Total Qualification of teachers in preprimary (2011E.C).....	51
Table 3.22: Government pre-primary school teachers (2011 E.C).....	52
Table 3.23: Non-government pre- primary school teachers (2011E.C).....	52
Table 3.24: Qualification of teachers in primary schools (2011E.C)	53
Table 3.25: Government primary school teachers (2011E.C).....	53
Table 3.26: Non-government primary schools teachers (2011E.C)	54
Table 3.27: Qualification of teachers in secondary schools (Grade 9-10).....	54



Education Statistics Annual Abstract 2011 E.C (2018/19 G.C)

Table 3.28: Government secondary /grades 9-10/schools teachers.....	54
Table 3.29: Non-Government secondary /grades 9-10/schools teachers	55
Table 3.30: Qualification of teachers in Preparatory schools /grades 11-12/	55
Table 3.31: Government preparatory /grades 11 - 12/ schools teachers	56
Table 3.32: Non-Government preparatory /grades 11 - 12/ schools teachers	56
Table 3.33: Teachers with Disability.....	57
Table 3.34: Primary Government school Principals (2011E.C).....	57
Table 3.35: Cluster Supervisors (2011E.C)	58
Table 3.36 : Primary Non-Government schools principals (2011E.C).....	58
Table 3.37: Secondary and Preparatory schools principals - Government (2011E.C)	59
Table 3.38: Secondary and preparatory schools Supervisors (2011E.C).....	59
Table 3.39: Secondary and Preparatory Private and other schools principals (2011E.C)	60
Table 3.40: WASH in Government Pre-primary schools (2011 E.C)	61
Table 3.41: WASH in non government Preprimary Schools (2011 E.C)	63
Table 3.42: WASH in Government primary schools (2011 E.C).....	65
Table 3.43: Non-Government primary schools (2011 E.C).....	67
Table 3.44: WASH in Government Secondary School (2011 E.C)	69
Table 3.45: Non-Government Secondary School (2011E.C).....	71
Table 3.46: School Co-Curricular in Government Primary Schools (2010E.C).....	73
Table 3.47: School Co-Curricular in Private and Others Primary Schools (2010E.C).....	74
Table 3.48: School Co-Curricular in Government Secondary and Preparatory Schools (2010E.C).....	75
Table 3.49: School clubs in private and other nongovernment secondary and preparatory schools	76
Table 4.1: The amount of allocated public budget for education Sector for previous years.....	78
Table 4.2: Community participation.....	79
Table 4.3: International Donors Financial Aid from the year 2004 (2011/12) - 2009 (2016/2017) in birr	80
Table 4.4: Minimum ‘regular’ grant amounts per student for each cycle.....	81
Table 4.5: School grant budget distribution by sub city	82



List of Chart

Chart 3.1: Number of Preprimary Schools	13
Chart 3.2: Number of pre-primary schools in Sub Cities	14
Chart 3.3: Preprimary GER.....	15
Chart 3.4: Preprimary NER.....	16
Chart 3.25: Gross Enrollment Rate in General Secondary and Preparatory	35
Chart 3.26: Net Enrollment Rate in Secondary Education	36
Chart 3.27: Preparatory Enrollment.....	36
Chart 3.28: Gender Parity Index (GPI) Secondary Education	37
Chart 3.29: Pupil Teacher Ratios (PTR).....	38
Chart 3.30: Pupil Section Ratio (PSR)	39
Chart 3.31: Dropout rate of grade 9.....	40
Chart 3.32: Dropout rate of grade 11	40
Chart 3.33: Repetition rate of grade 9	41
Chart 3.34: promotion rate of grade 10.....	42
Chart 3.35: promotion rate of grade 12.....	42
Chart 3.36: Integrated Functional Adult Education (IFAE) Enrollments	43
Chart 3.37: Integrated Functional Adult Education (IFAE) facilitators.	43
Chart 3.38: The total Enrollment of pupils with disability from KG – grade 12	50



ACRONYMS

AAGR: Average Annual Growth Rate

ABE: Alternative Basic Education

AIR: Apparent Intake Rate

BoFED: Bureau of Finance and Economy Development

CAAAEB: City Administration of Addis Ababa Education Bureau

CSA: Central Statistics Agency

DFID: Department For International Development (UK)

EFA: Education For All

EGSECE: Ethiopian General Secondary Education Certificate Examination

EHEECE: Ethiopian Higher Education Entrance Certificate Examination

EMIS: Education Management Information System

ESDP: Education Sector Development Program

GEQIP: General Education Quality Improvement Programme

GER: Gross Enrollment Rate

GPE: Global Partners for Education

GPI: Gender parity Index

GTP: Growth and Transformational Plan

HIV: Human Immune Virus

ICT: Information Communication Technology

IFAE: Integrated Functional Adult Education



KG: Kindergarten

MA: Masters of Art

MoE: Ministry of Education

MDG: Millennium Development Goal

NA: Not Available

NER: Net Enrollment Rate

NIR: Net Intake Rate

PCR: Primary Completion Rate

PSLCE: Primary School Leaving Certificate Examination

PSR: Pupil Section Ratio

PTR: Pupil Teacher Ratio

SDG: Sustainable Development Goal

SNE: Special Needs Education

TDP: Teachers Development Programme

TVET: Technical and Vocational Education Training

UNESCO: United Nations Educational, Scientific and Cultural Organization

UNICEF: United Nation International Children Emergency Fund

UPE: Universal Primary Education

USAID: United State Agency for International Development

WASH: Water Sanitation and Hygiene

WB: World Bank



GLOSSARY

Pre primary education

Pre Primary Education encompasses age group of 3⁺ to 6⁺ ⁽¹⁾ years. It is intended to acquire basic skills such as pre-reading, pre-writing, counting and arithmetic which help children to be ready for the formal schooling. The program also helps children to develop reading, writing and arithmetic and basic life skills like hand-washing and table manner.

Endorsing the fact that this program is indispensable for the child to be prepared for the next primary school through equipping with the above mentioned skills and socialization habits the City Government of Addis Ababa Education Bureau has exerted significant effort in pushing every education office and primary school to take initiatives to create access to quality pre primary education. To this end Kindergarten and ‘O’ classes have flourished in government primary schools.

‘O’ class

‘O’ class is centered and implemented in government primary schools. These centers are established for children of age 5 to 6 that do not have access to formal preschool program. The centers use indoor and outdoor playing and learning materials. To ensure the successful transitions of the children from **O class** to the formal primary school, the **O classes** are either established separately or as part of primary school.

Gross Enrollment Rate (GER)

GER is defined as the total number of students enrolled in certain level of education regardless of age. It can be calculated dividing total children enrolled in the specific year in a level by the school age population for the level in the specific year. This is a widely applicable tool to see the coverage of education in a given country.

¹ MOE (2010). Preschool policy framework



Net Enrollment Rate (NER)

NER is defined as enrolment of the official age group for a given level of education expressed as a percentage of the corresponding population. Its purpose is to show the extent of coverage in a given level of education of children and youths belonging to the official age group corresponding to the given level of education. NER is a ratio obtained by taking the number of appropriate age enrollment of students in the primary school systems to the expected official primary school age population. It is usually lower than the GER since it excludes over-aged and under-aged students. It is used to measure the number of children that have access at the official school admission age specified for each level in the education system.

Gender Parity Index (GPI)

Gender Parity Index (GPI) is an important indicator that reveals the prevailing reality in the enrolment of females in comparison with males so as to boost enrollment and participation of girls in education. It is used to measure the level of equity between boys and girls. GPI is defined as female gross enrollment ratio divided by male gross enrollment ratio. For an ideal case in which equality between boys and girls is attained the gender parity index (GPI) becomes 1.

Pupil-Teacher Ratio (PTR)

It is the proportion of the students enrolled in a certain level at a given school year to the number of teachers teaching them. Pupil teachers Ratio is one of the major quality indicators since it helps to assess the opportunity of students in getting teachers support. Conventionally, lower pupil teacher ratio enhances more reach and support for individual learners while the opposite happens with higher pupil teacher ratios.

Pupil Section Ratio (PSR)

Pupil Section Ratio (PSR) is used as an indicator used to measure to assess availability and efficiency of class room resource utilization. It is computed as number of students per class room in a school.



Primary education

Primary education comprises two sub-cycles namely a basic education cycle covering grades 1–4 (learning Reading, Writing and Arthematics) and a general primary cycle covering grades 5–8. At the end of the second cycle (grade 8), Regional examination is given to certify the completion of general primary education.

Access

Access can be defined as the extent to which the “school-age” population is able to access the first grade of a particular level or cycle of education. Access to the first level of education is measured in terms of the proportions of children admitted relative to the total child population at that level.

Coverage

Coverage can be defined as the participation of the “school-age” population in education services, ideally to the completion of the level concerned (MOE, 2010; UNESCO, 2006). From total children in the population with the age of 7-14, how many of them are in schools?

Apparent Intake Rate (AIR)

Apparent Intake Rate (AIR) is the percentage of new entrants (regardless of age) to grade 1.

Net Intake Rate (NIR)

Net Intake Rate (NIR) refers to children entering school in their proper school age. It is computed as a percentage of the total number of children of the same age-group within the population. It is calculated for different age groups over several successive years. This can give a fairly precise and clear picture of the conditions of enrollment of any given cohort.

Adjusted primary Net enrollment rate

Adjusted primary Net enrollment rate is the ratio of the number of pupils in primary and secondary schools whose age range are 7-14 years to the population size of 7-14 years age group.



Internal efficiency

Internal efficiency indicators help to understand the level of utilization of limited resources efficiently and timely. These indicators are commonly used to measure the efficiency of the education system in producing graduates of a particular education cycle or level. A student may possibly be promoted, repeated or dropped out in a particular academic year. Repeating a grade means using more resources than allocated to a student; and leaving school (dropping out) before completing a particular cycle or level of education also results in wastage of resources. To this end, reduced repetition and dropout rates at each grade level indicates efficient utilization of resources.

The dropout rate

The dropout rate is a measure of the number of students leaving schools before completion (graduation) of a certain cycle or grade level out the total number of students enrolled.

Repetition rate

Repetition rate measures the proportion of students who have remained in the same grade for two or more consecutive years by returning for a second or third time

The survival rate

The survival rate to grade 5 is used to estimate the percentage of students who will complete the first cycle of primary education. The completion of at least 4 years of schooling is considered as a pre-requisite for a sustainable level of literacy. Survival rates approaching 100% indicate a high level of retention and low incidence of dropouts. The reliability of this indicator depends on the consistency of data on enrollment and repeaters both in terms of coverage overtime and across grades.

Completion Rate

It's defined as the rate of the number of children graduating from grade level each year to the population of official graduating age.



School Facility

School facilities are the facilities provided to students, so that they can use every opportunity to develop full potential.

Alternative basic education (ABE)

Alternative basic education is a modality introduced to the education system to accommodate children of school age who could not join the regular program due to problems like poverty, lack of support, orphanage etc. As the target is to reduce the number of these children by creating access, the situation of ABE in Addis Ababa seems to reflect this reality.

General secondary education

The general secondary education aims at preparing students to identify their areas of interest for further education and training.

Preparatory level (grade 11 and 12)

The preparatory level (grade 11 and 12) prepares students for higher education or for choosing a career.

Integrated Functional Adult Education (IFAE)

The Integrated Functional Adult Education (IFAE) programme is a functional literacy programme that reaches out to adults and young people aged 15 or older and is available to women, the disabled, and minority groups. The main goals of the programme are to increase literacy rates, to promote women's empowerment, to improve participants' health and to raise the general standards of living within communities. The programme consists of two eight-month courses that participants complete within two years.

Pupils with Disability

Pupil with disability is any of various difficulties (such as a physical, emotional, behavioral, or learning disability or impairment) that cause an individual to require additional or specialized services or accommodations (Students with special education need).



School water, sanitation and hygiene (WASH)

Children have the right to basic facilities such as safe drinking water, school toilets, clean surroundings and basic information on Hygiene. Water, sanitation and hygiene in schools create an enabling environment which secure children's dignity, safety, health and attendance in classes. It is with this understanding that the City government education bureau has been committed to ensure access to WASH facilities in schools by providing the necessary human, financial and material resources to accommodate the WASH needs of children in schools. The status of WASH facilities in Addis Ababa schools is presented in the following sections.

School Co-Curricular

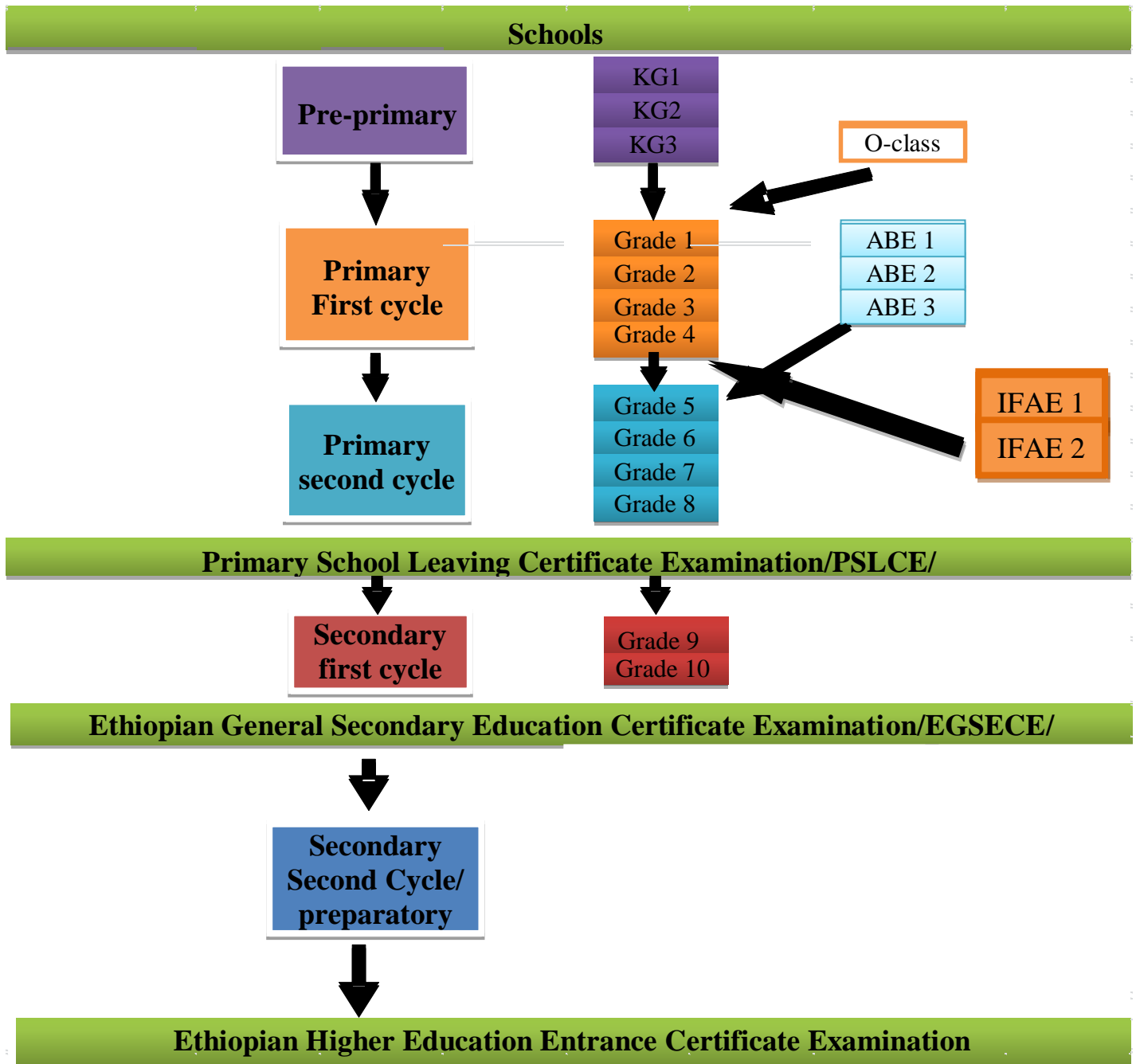
School Co-curricular Activities are defined as the activities that enable to supplement and complement the curricular or main syllabi activities. These are the very important part and parcel of educational institutions to develop the students' personality as well as to strengthen the classroom learning.



1. Overview of the education system



1.1 Structure of the Education system



1.2 The Addis Ababa Education System "At a Glance"							
	2005E.C (2012/13)	2006E.C (2013/14)	2007E.C (2014/15)	2008E.C (2015/16)	2009E.C (2016/17)	2010E.C (2017/18)	2011E.C (2018/19)
1.Schools							
1.1 Pre-primary education							
Kindergarten	1057	1085	1108	1107	1100	1075	1107
"O" Class	21	47	66	65	68	58	64
1.2 Primary	768	795	814	810	806	795	785
1.3 Secondary and preparatory	-	208	214	215	217	219	222
1.4 ABE Centers	149	155	154	160	171	160	142
1.5 IFAE Centers	221	351	356	463	436	433	391
2.Enrollment							
2.1 Pre-primary education							
Kindergarten	138507	147453	158723	164072	169917	179547	195933
"O" Class	2819	4143	4566	4276	2799	3734	3286
2.2 Primary education	544303	546516	505619	509900	504205	523456	556550
1 st Cycle(grade 1-4)	274895	267947	258251	260328	260175	275283	291526
2 nd Cycle(grade 5-8)	269408	278567	247368	249572	244030	248173	265024
2.3 Secondary education	163007	151037	147947	157741	152237	156620	158450
1 st Cycle(grade 9-10)	110372	100419	97943	105440	104586	106526	107884
2 nd Cycle(grade 11-12)	52635	50618	50004	52301	47651	50094	50566
2.4 Students with Disability	1922	6682	14156	27178	17971	17547	15389
2.5 ABE	19897	12130	12055	9970	9012	8545	8172
2.6 IFAE	27228	49658	31281	27348	16264	17444	17152
3. Gross Enrollment Rate (GER)							
3.1 Pre-primary education	99.20%	103.45%	93.52%	94.04%	91.93%	91.68%	96.04%
3.2 Primary education	105.00%	103.05%	144.87%	143.50%	135.85%	134.35%	134.56%
1st Cycle(grade 1-4)	115.80%	111.58%	142.85%	138.41%	126.85%	122.54%	122.72%
2 nd Cycle(grade 5-8)	95.60%	95.98%	147.03%	149.22%	144.86%	146.15%	146.40%
Apparent Intake Rate (AIR)	134.90%	132.70%	126.77%	139.15%	128%	129.63%	132.84%
3.3 Secondary education(9-12)			77.76%	83.48%	81.54%	85.54%	87.41%
1st Cycle(grade 9-10)	76.80%	68.42%	105.34%	115.41%	117.43%	122.09%	123.07%
2 nd Cycle(grade 11-12)			51.40%	53.59%	48.84%	52.27%	54.02%



Education Statistics Annual Abstract 2011 E.C (2018/19 G.C)

	2005E.C (2012/13)	2006E.C (2013/14)	2007E.C (2014/15)	2008E.C (2015/16)	2009E.C (2016/17)	2010E.C (2017/18)	2011E.C (2018/19)
4. Net Enrollment Rate(NER)							
4.1 Pre-primary education	87.00%	89.11%	78.45%	78.06%	79.53%	89.19%	86.84
4.2 Net Intake Rate (NIR)	48.95%	62.04%	67.09%	84.44%	83.15%	96.60%	87.48
4.3 Primary education	73.50%	75.32%	94.49%	94.59%	92.48%	95.05%	92.60
1st Cycle(grade 1-4)	75.41%	89.60%	97.06%	93.22%	89.65%	93.64%	88.63
2nd Cycle(grade 5-8)	71.89%	63.21%	91.83%	96.12%	95.92%	96.47%	96.56
4.4 Secondary education			60.34%	64.80%	64.12%	54.61%	50.94
1st Cycle(grade 9-10)	47.00%	47.27%	55.05%	71.11%	62.20%	75.70%	66.53
2nd Cycle(grade 11-12)			32.47%	35.33%	32.87	35.41%	36.35
5. Gender Parity Index (GPI)							
5.1 Pre-primary education	1.01	0.93	0.97	0.96	0.97	0.96	0.96
5.2 Primary education	0.96	0.92	1.05	1.07	1.15	1.14	1.17
1st Cycle(grade 1-4)	0.99	1.13	1.06	1.04	1.14	1.17	1.13
2nd Cycle(grade 5-8)	1.11	1.07	1.04	1.10	1.17	1.21	1.21
5.3 Secondary education	0.75	0.97	1.05	1.08	1.1	1.23	1.20
6. Teacher							
6.1 Pre-primary education	7309	7410	7650	10954	9910	9388	9958
6.2 Primary education	18777	18948	20369	21050	22301	24810	24268
1st Cycle(grade 1-4)	9183	8809	9656	10209	10782	12054	11862
2nd Cycle(grade 5-8)	9594	10139	10713	11013	11519	12756	12406
6.3 Secondary education	8293	7710	7818	7624	8631	8604	8864
1st Cycle(grade 9-10)	4557	4464	4512	5203	5533	5617	5601
2nd Cycle(grade 11-12)	3736	3246	3306	2421	3098	2987	3263
6.4 IFAE Facilitators	594	934	1216	774	801	687	616
7. Principal & Supervisor							
7.1 Primary School principal			1651	1611	1594	1373	1513
7.2 Secondary School principal			513	486	520	481	521
7.3 Primary School Supervisor			144	141	176	176	183
7.4 Secondary School Supervisor			37	41	46	47	41



Education Statistics Annual Abstract 2011 E.C (2018/19 G.C)

	2005E.C (2012/13)	2006E.C (2013/14)	2007E.C (2014/15)	2008E.C (2015/16)	2009E.C (2016/17)	2010E.C (2017/18)	2011E.C (2018/19)
8.Percentage of Female Student							
8.1 Pre-primary education	50.64%	49.07%	49.22%	48.83%	49.18%	48.9%	48.89
8.2 Primary education	54.83%	52.18%	54.29%	54.84%	54.29%	53.95%	53.83
1st Cycle(grade 1-4)	56.55%	56.72%	54.02%	54.34%	53.82%	53.29%	53.01
2 nd Cycle(grade 5-8)	56.86%	56.32%	54.58%	55.34%	54.80%	54.68%	54.74
8.3 Secondary education							54.56
1 st Cycle(grade 9-10)	37.89%	49.19%	55.08%	55.09%	55.3%	54.81%	
8.4 Preparatory							54.74
2 nd Cycle(grade 11-12)	54.94%	56.86%	56.92%	55.56%	55.8%	55.92%	
8.5 IFAE	66.22%	72.83%	71.78%	72.99%	72.99%	71.47%	77.37
9.Percentage of female Teachers							
9.1 Pre-primary education	88.74%	88.74%	97.16%	98.55%	95.59%	93.12%	98.67
9.2 Primary education	49.00%	50.00%	47.23%	47.76%	47.87%	49.79%	48.97
1st Cycle(grade 1-4)	56.14%	56.14%	52.48%	56.89%	56.04%	59.18%	61.76
2 nd Cycle(grade 5-8)	43.39%	43.39%	41.99%	38.63%	39.70%	40.92%	36.16
9.3 Secondary education							22.06
1st Cycle (grade 9-10)	25.87%	25.87%	25.33%	21.56%	18.21%	22.12%	
9.4 Preparatory							14.40
2 nd Cycle(grade 11-12)	28.32%	28.32%	32.21%	15.08%	15.71%	12.35%	
9.5 IFAE	60.77%	53.75%	54.03%	66.54%	62.79%	67.5%	66.39
10. Pupil Section Ratio(PSR)							
10.1 Pre-primary education	1:27	1:20	1:19	1:31	1:23	1:32	1:32
10.2 Primary education	1:38	1:37	1:34	1:41	1:37	1:42	1:45
1st Cycle(grade 1-4)	1:39	1:38	1:35	1:40	1:36	1:41	1:47
2 nd Cycle(grade 5-8)	1:38	1:37	1:33	1:42	1:38	1:43	1:43
10.3 Secondary education							1:40
1st Cycle (grade 9-10)	1:49	1:48	1:47	1:39	1:39	1:47	
10.4 Preparatory							1:27
2 nd Cycle (grade 11-12)	1:38	1:37	1:36	1:32	1:36	1:41	



Education Statistics Annual Abstract 2011 E.C (2018/19 G.C)

	2005E.C (2012/13)	2006E.C (2013/14)	2007E.C (2014/15)	2008E.C (2015/16)	2009E.C (2016/17)	2010E.C (2017/18)	2011E.C (2018/19)
11. Pupil Teacher Ratio(PTR)							
11.1 Pre-primary education	1:19	1:20	1:21	1:15	1:17	1:19	1:20
11.2 Primary education	1:29	1:29	1:28	1:24	1:23	1:21	1:23
1st Cycle(grade 1-4)	1:28	1:29	1:28	1:25	1:24	1:23	1:23
2 nd Cycle(grade 5-8)	1:29	1:29	1:27	1:23	1:22	1:19	1:23
11.3 Secondary education	1:19	1:21	1:21	1:21	1:18	1:18	1:18
12. Water Sanitation and Hygiene(WASH)				Only government	Govt & nongov		
12.1 Ratio of Water Tap Per Student			1:64	1:115	1:55	1:40	1:42
12.2 Ratio of Water Tap Per Teachers and admin. Staff			1:34	1:18	1:18	1:17	1:17
12.3 Ratio of latrine per pupil			1:50	1:57	1:48	1:56	1:54
12.4 Ratio of latrine per pupil Boys			1:47	1:52	1:43	1:52	1:58
12.5 Ratio of latrine per pupil Girls			1:53	1:62	1:52	1:59	1:57
13. Dropout Rate							
13.1 Dropout Rate Primary Education	2.16%	2.67%	3.8%	2.98%	2.11%	1.61%	2.02
13.2 Dropout Rate 1st Cycle(grade 1-4)	1.92%	1.39%	1.8%	1.47%	1.10%	0.87%	1.06
13.3 Dropout Rate 2 nd Cycle(grade 5-8)	1.41%	1.28%	2 %	1.51%	1.01%	0.74%	1.16
13.4 Secondary Education Dropout Rate(Grade 9)			2.57%	2.21%	1.88%	1.58%	1.53
13.5 Preparatory(Grade 11)			1.86%	1.61%	1.37%	1.33%	1.21
14. Repetition Rate							
14.1 Repetition Rate (grade 1-7)	2.00%	2.84%	1.83%	2.1%	1.75%	1.51%	3.8
15. Completion and Survival Rate							
15.1 Completion Rate Grade 5			71.50%	75.51%	82.14%	89.60%	87.65
15.2 Completion Rate Grade 8			68.62%	88%	81.12%	77.30%	75.11
15.3 Survival Rate to Grade 5			84.40%	78.5%	89.5%	83.1%	82.9
16. Examination Results							
16.1 Primary School Leaving Certificate Examination (Grade 8)	65.92%	67.64%	72.87%	70.70%	72.2%	66.5%	72.7
16.2 Promotion Rate Grade 10 Students to Preparatory	61.20%	66.84%	65.72%	54.6%	65%	41.7%	64.10
16.3 Promotion Rate Grade 12 Students to Higher Education	46.00%	40.16%	57.45%	69.1%	51.3%	54.6%	97.4

2. Summarized data



Table 2. 1 School Age Population 2011 E.C (2018/19 G.C)

Age	M	F	T
4-6	102318	101692	204010
7	31513	31748	63261
7-10	117614	119835	237450
11-14	88334	92392	180726
7-14	205948	212228	418176
15-16	42152	45331	87483
17-18	44082	49311	93393
15-18	86234	94642	180876

Table 2.1 shows the School Age Population of 2011 E.C (2017/18 G.C). As shown above, the population size in the age groups with the same interval size 7-10, 4-6 and 15-18 were first, second and third respectively. On the other hand, with the exception of 4-6 age groups, in all the age groups sighted in the table above, the females' population significantly won majority over males.

Table 2. 2: School types

Year	Pre-primary				primary				Secondary & preparatory			
	Government	Public	Private & other	Total	Government	Public	Private & other	Total	Government	Public	Private & other	Total
2007 E.C	205	2	901	1108	217	2	595	814	76	2	232	310
2008 E.C	233	2	937	1172	220	2	588	810	65	1	149	215
2009 E.C	239	2	925	1168	221	2	583	806	66	1	150	217
2010 E.C	230	2	901	1133	225	2	568	795	72	1	146	219
2011 E.C	247	2	922	1171	232	2	551	785	73	1	148	222

Table 2.2 summarizes or shows that of the school types by ownership (government, public and private) exist in the city level.

Consequently, based on the above table, the number of secondary and preparatory schools has shown progress for the last three consecutive years. On the other hand, the Pre-primary and the primary schools split ups and downs throughout the last five consecutive years. The same is true for private schools. However, compared to the last four consecutive years, the government pre-primary schools have shown improvement in the year 2011 E.C. Conversely, public pre-primary and primary have remained stable over the past five years.



Table 2.3: Enrollments

level	2007 E.C			2008 E.C			2009 E.C			2010 E.C			2011 E.C		
	Male	Female	Total	Male	Female	Total	Male	Female	Total	Male	Female	Total	Male	Female	Total
Pre Primary	80607	78116	158723	85912	82436	168348	87758	84958	172716	93589	89692	183281	100126	95807	195933
Primary	231095	274524	505619	230343	279557	509900	230423	273782	504205	241038	282418	523456	256916	299634	556550
Secondary & Preparatory	66460	81487	147947	70534	87207	157741	67821	84416	152237	70211	86409	156620	71902	86548	158450
ABE	2798	9257	12055	2283	7687	9970	2094	6918	9012	1861	6684	8545	1647	6525	8172
IFAE	8828	22453	31281	7387	19990	27377	4392	11872	16264	4976	12468	17444	3881	13271	17152
Total	394803	470886	865689	401383	482166	883549	392488	461946	854434	411675	477671	889346	434472	501785	936257

The city government of Addis Ababa Education bureau is devoted to ensure that all children need to have access and equal opportunity to education regardless of differences. Table 2.3 shows the enrollment of children from preprimary to secondary and preparatory, ABE and IF AE for the last five consecutive years. Accordingly, the table above depicts that the enrolment rate of females students in secondary and preparatory has been greater in number than male counterparts for the last five years. Similarly, the enrollment of female students in primary school is greater than males throughout the last five years. To the reverse of primary and secondary schools, the number of male students is greater than females in preprimary schools. In general, with the exception of the year 2009 E.C, the total enrollment has shown straight progress since 2007 up to 2011. With respect to ABE and IF AE, the enrollment of adults is almost declining since 2007 E.C.



Table 2.4: Enrollment by Sub City

Sub City	Pre primary			Primary			Secondary			Preparatory			Secondary& Preparatory		
	M	F	T	M	F	T	M	F	T	M	F	T	M	F	T
Addis Ketema	4356	4409	8765	13018	15281	28299	2990	3653	6643	1492	1845	3337	4482	5498	9980
Akaki-Kalitiy	10653	9970	20623	24259	27387	51646	4504	5274	9778	1648	1911	3559	6152	7185	13337
Arada	5021	4753	9774	14442	17579	32021	3838	4740	8578	2617	3521	6138	6455	8261	14716
Bole	14147	13479	27626	33341	39133	72474	5378	6569	11947	3023	3650	6673	8401	10219	18620
Gullelie	6807	6421	13228	18519	21466	39985	4925	5520	10445	2527	2898	5425	7452	8418	15870
Kirkos	3930	3907	7837	12291	14299	26590	2448	2846	5294	1468	1245	2713	3916	4091	8007
Kolfe-Keranio	17296	16393	33689	51894	59075	110969	8728	10536	19264	2570	3441	6011	11298	13977	25275
Lideta	3919	3585	7504	8719	9768	18487	1327	1683	3010	225	403	628	1552	2086	3638
Nefas Silk-Lafto	18903	18365	37268	44195	50692	94887	7888	9307	17195	4621	5457	10078	12509	14764	27273
Yeka	15094	14525	29619	36238	44954	81192	6994	8736	15730	2691	3313	6004	9685	12049	21734
Total	100126	95807	195933	256916	299634	556550	49020	58864	107884	22882	27684	50566	71902	86548	158450

Table 2.4 shows the enrollment of children in ten sub cities. As a result, the above table indicates, Nefas Silk-Lafto, Kolfe - Keranio and Yeka are first, second and third respectively in the number of students enrolled in preparatory schools while Addis Ketema, Kirkos, and Lideta are eighth, ninth and tenth correspondingly. The enrollment of students in primary, secondary and Preparatory schools retained the trend of the preparatory schools in the rank order of the sub cities except the exchange of Ranks among Nefas Silk-Lafto, and Kolfe - Keranio.



Table 2.5 Teaching Staff

Level	2007 E.C			2008 E.C			2009 E.C			2010 E.C			2011 E.C		
	M	F	T	M	F	T	M	F	T	M	F	T	M	F	T
Pre-primary	217	7433	7650	113	10331	10444	238	9672	9910	176	9212	9388	132	9826	9958
Primary	10804	9565	20369	11160	10062	21222	11620	10681	22301	12455	12355	24810	12382	11886	24268
Secondary	3369	1143	4512	4081	1122	5203	4525	1008	5533	4374	1243	5617	6543	1236	5601
Preparatory	2241	1065	3306	2056	365	2421	2611	487	3098	2618	369	2987	2793	470	3263
Total	16631	19206	35837	17530	22501	40031	18994	21848	40842	19623	23179	42802	21850	23418	43090

The City Government of Addis Ababa recognizes the importance of teachers as backbones to quality education system. They play an important role in the achievement of the learner. In line with this table 2.5 shows the number of teaching staff from the pre-primary up to the secondary school system. Thus, according to the above table the number of teachers has grown from year to year. The data also reveals that the total population of female teachers wins the majority. On the other hand, male teachers number from primary to preparatory schools outnumbered females.



3. Key indicators and analysis

3.1 Preprimary education

3.1.1 Number of Preprimary Schools

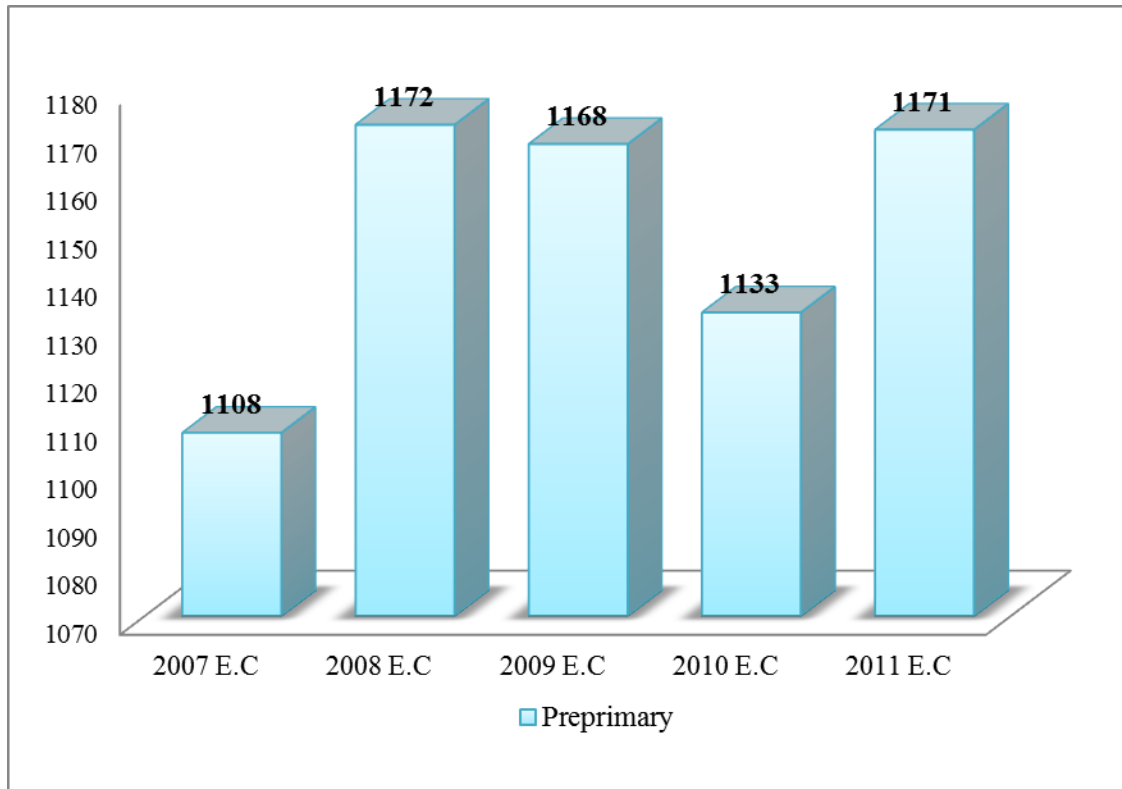


Chart 3.1: Number of Preprimary Schools

Early intervention for children is essential to prepare them for school. Studies show that children who have attended preprimary education learn better in school compared to those who haven't attended it. This program can be implemented through opening and expanding pre-primary schools. Based on this the chart above reveals the number of preprimary schools exhibited significant progress from 2007 E.C up to 2008 E.C. Throughout from 2009 E.C to 2011 E.C the number of Preprimary Schools goes up and down. Compared to 2010 E.C the number of preprimary schools show improvement in 2011 E.C

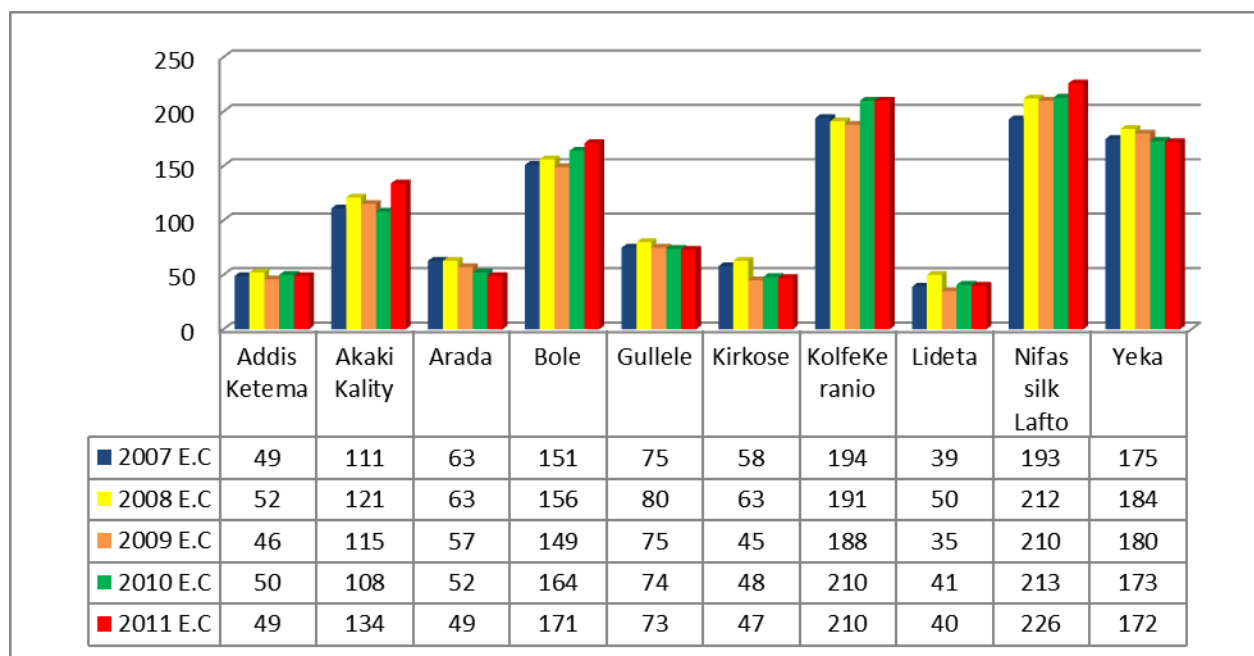


Chart 3.2: Number of pre-primary schools in Sub Cities

Chart 3.2. depicts the number of preprimary schools per year in the last five years with respect to every sub-city. In line with this, Nifas Silk Lafto, Kolfe Keranio and Yeka sub cities are first, second and third in their number of preprimary school respectively. The chart also indicates that fluctuation or rise and fall trend in most sub cities.

Table 3.1: “O” Class Enrollment and school

Year	“O” Class Enrollment			“O” Class School
	Boys	Girls	Both	
2007 E.C	2094	2472	4566	66
2008 E.C	1958	2318	4276	65
2009 E.C	1278	1521	2799	68
2010 E.C	1698	2036	3734	58
2011 E.C	1429	1857	3286	64

Table 3.1 shows “O” Class enrollment and number of “O” Class Schools. As seen from the table above, the number of schools running “O’ classes evenly oscillates up and down in the last five



years. It is also apparent that the enrollment rate of girls in “O” class is significantly greater than boys in every year. Compared to 2010 E.C the numbers of “O” Class Schools have shown improvement in 2011 E.C.

3.1.2 Gross Enrollment Rate (GER)

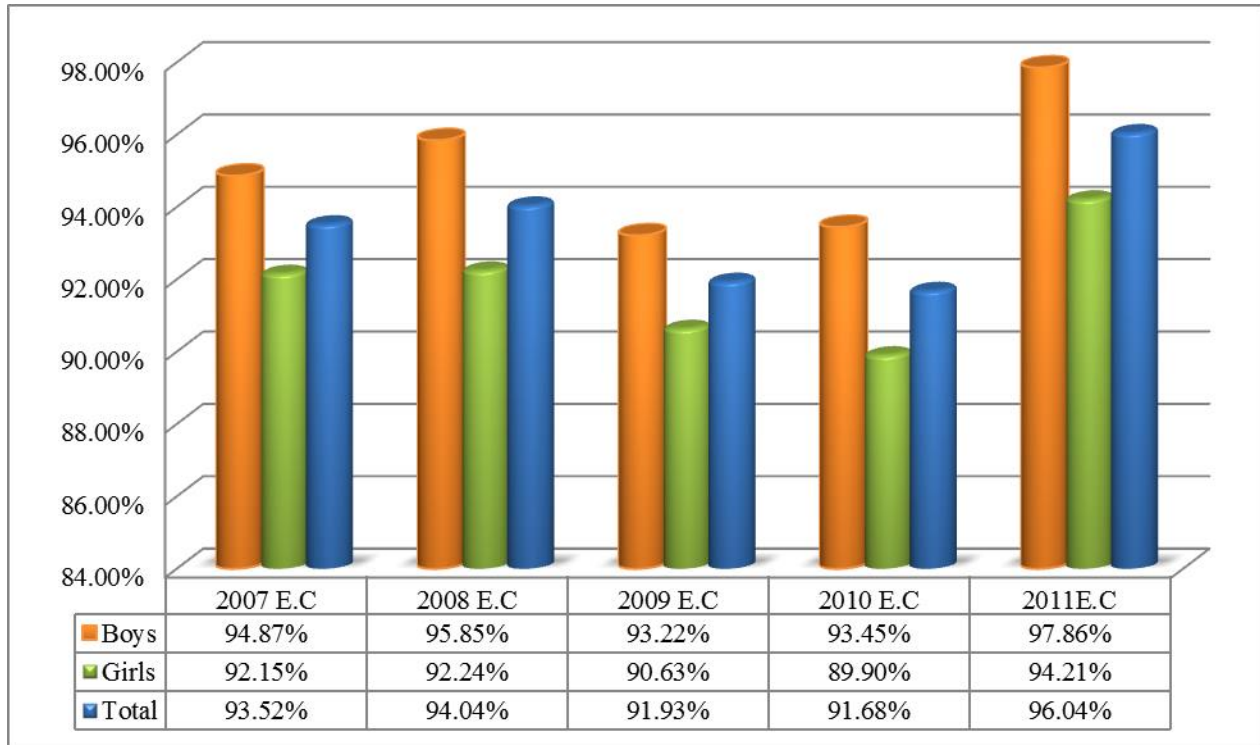


Chart 3.3: Preprimary GER

Chart 3.3, unlike the previous charts above shades light on the reality that the proportion of the population of girls enrolled compared to what exists in the city is less than that of the boys throughout the last consecutive years. With respect to gross enrollment rate, the chart indicates the rise and fall trend for the last five consecutive years. However, the data also vividly shows that the gross enrollment rate has goes up from 91.68 % to 96.04 % in 2011 E.C.

3.1. 3 Net Enrollment Rate (NER)

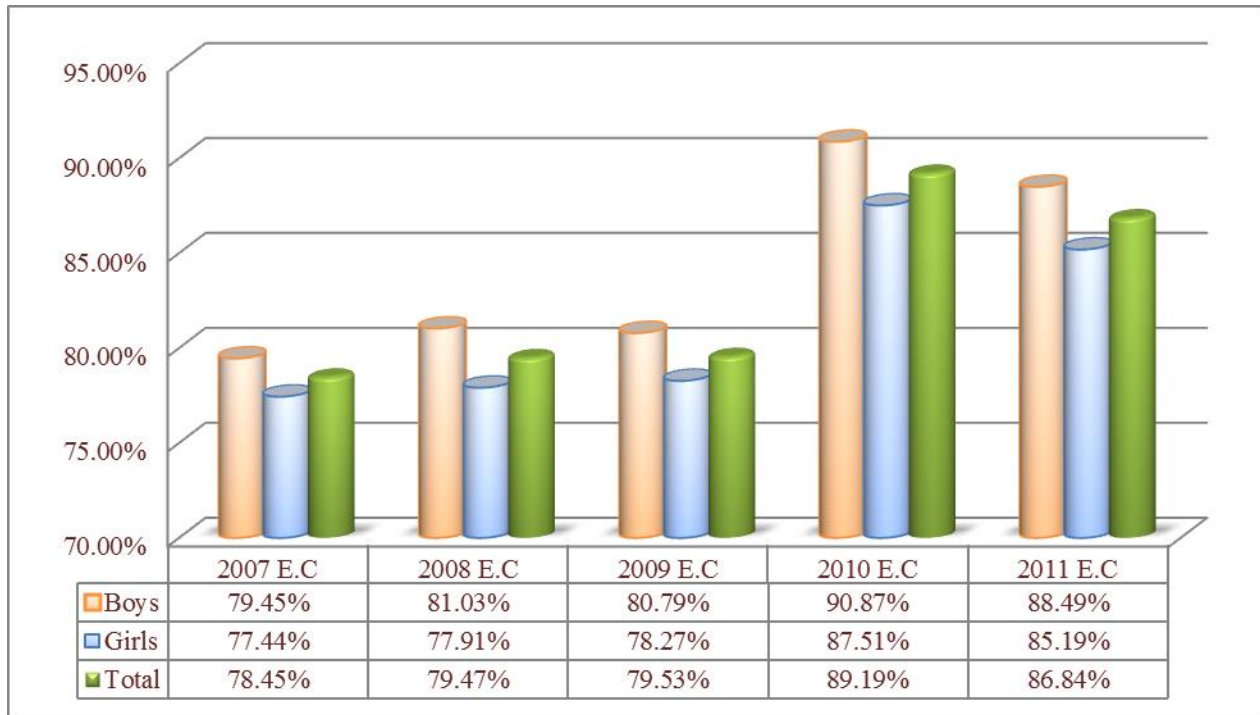


Chart 3.4: Preprimary NER

Chart 3.4 shows the net enrollment rate of preprimary over the last five years. As depicted in chart above the trend of net enrollment rate has shown growth since 2007 E.C except 2011 E.C. This implies that out of all the children enrolled in preprimary schools, the majority have joined school in the appropriate school age. Like the case in chart 3.3 here also, more boys attended in preprimary program than girls during the last five years.

3.1.4 Gender Parity Index (GPI)

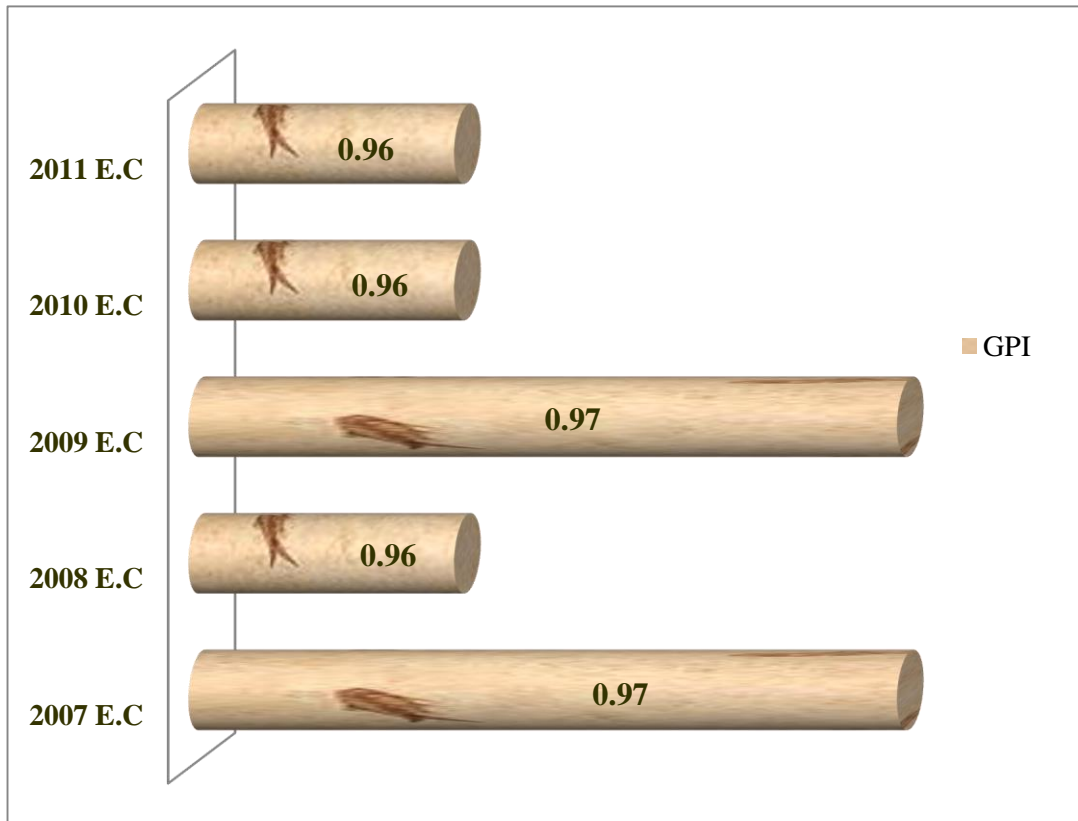


Chart 3.5: Preprimary GPI

As shown in chart 3.5, except 2010 and 2011 E.C the GPI has uniformly oscillated up and down with amounts 0.97 and 0.96.

3.1.5 Pupil Teacher Ratio (PTR)

Setting PTR standard is useful for ensuring a certain level of quality education throughout the City. In Addis Ababa, the target set for PTR in ESDP V is 1: 18 at preprimary level in 2011 E.C.

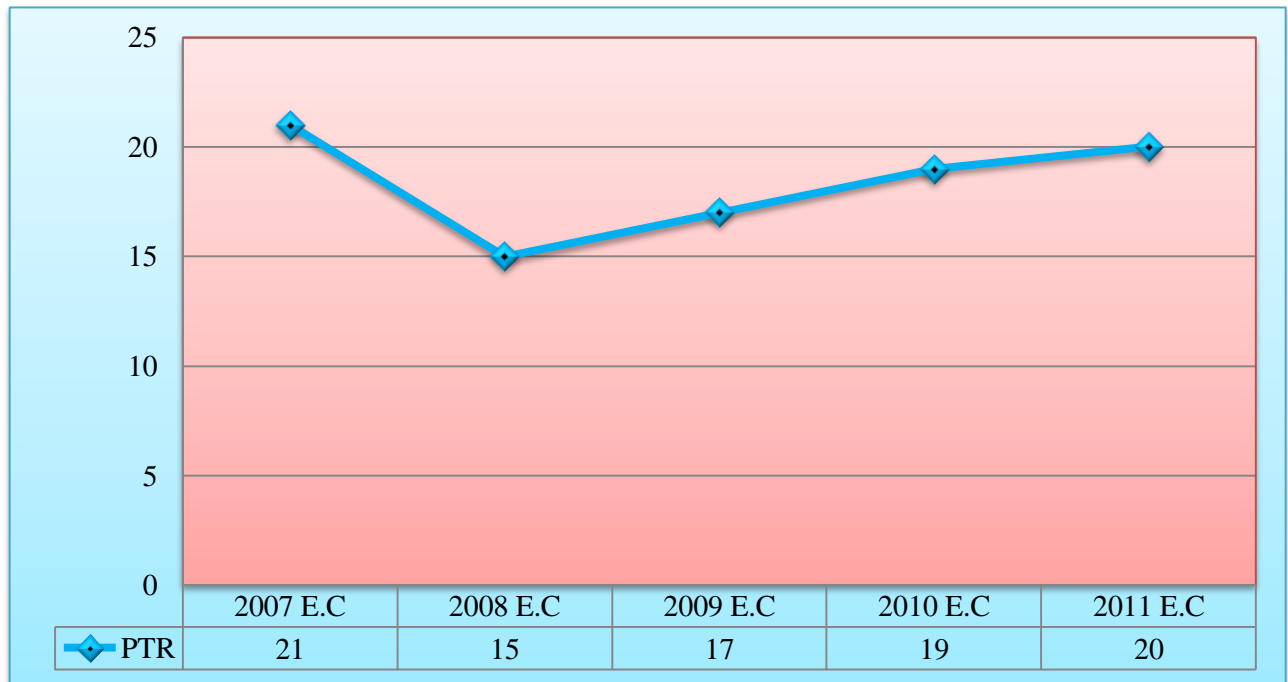


Chart 3.6: Preprimary PTR

Chart 3.6 shows that the PTR is mostly closer to the standard with a difference of one or two units. This implies that the target set in the ESDP V is nearly attained.

Table 3.2: PTR in Government and non-government preprimary schools

Ownership	Pupil Teacher Ratio			
	2008 E.C	2009 E.C	2010 E.C	2011 E.C
Government	1 : 22	1:23	1:23	1:23
Non-Government	1 : 15	1:16	1:18	1:19

Table 3.2 indicates the PTR in government and non-government Schools. Based on this, the table shows that, PTR in the case of government preschools in the last four consecutive years, though not that significant, has deviated from the standard set increasingly .While the case in the Non-Government preprimary schools ideally corresponds to the target set in ESDP V for 2011 E.C.

3.1.6. Pupil Section Ratio (PSR)

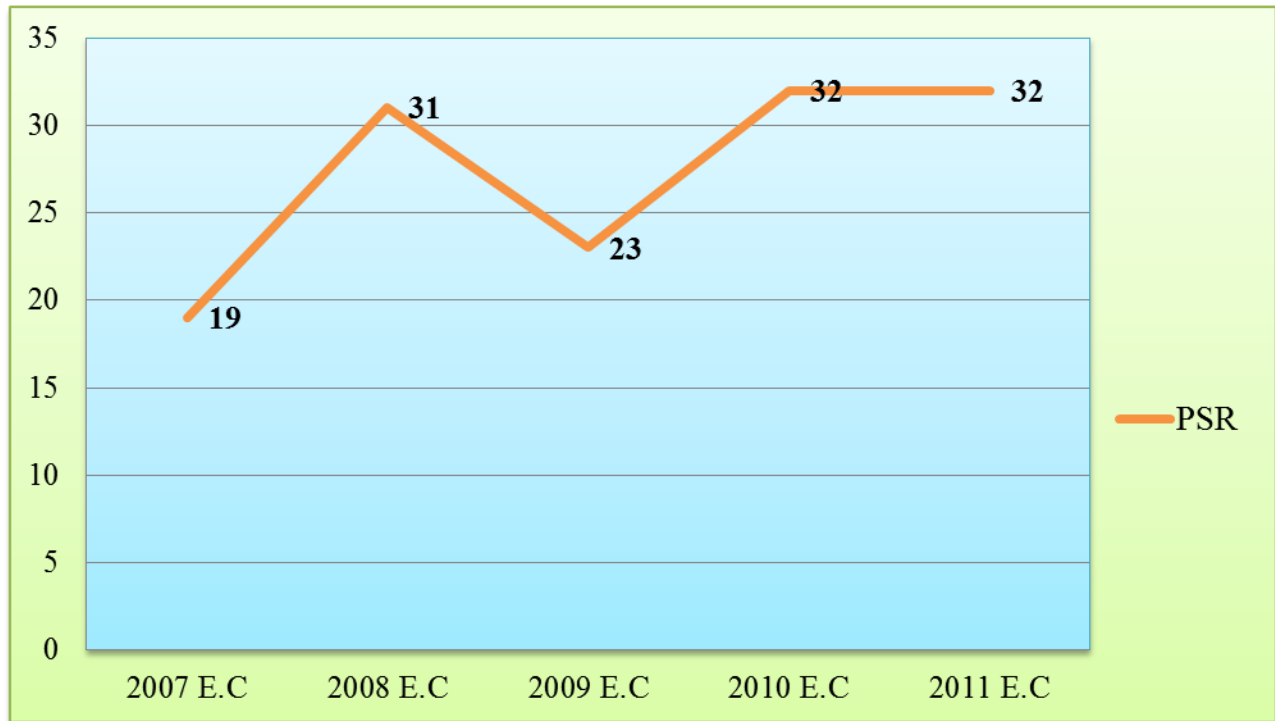


Chart 3.7: Pre-primary PSR

The chart above shows that the PSR since 2007 E.C has inconsistently altered up and down and reached at 32 in 2011 E.C. It also shows the static progress and similarity between the year 2010 and 2011 E.C.

Table 3.3: PSR in Government, and Non-Government Pre-primary schools

Ownership	Pupil Section Ratio			
	2008 E.C	2009 E.C	2010 E.C	2011 E.C
Government	1:45	1:46	1:43	1:42
Non-Government	1:29	1:29	1:30	1:30

As depicted in table 3.3 above, the PSR in case of government Pre-primary has gone a little up and down from 2008 E.C up to 2011 E.C while in non-government ones almost remain constant.

3.2. Primary education

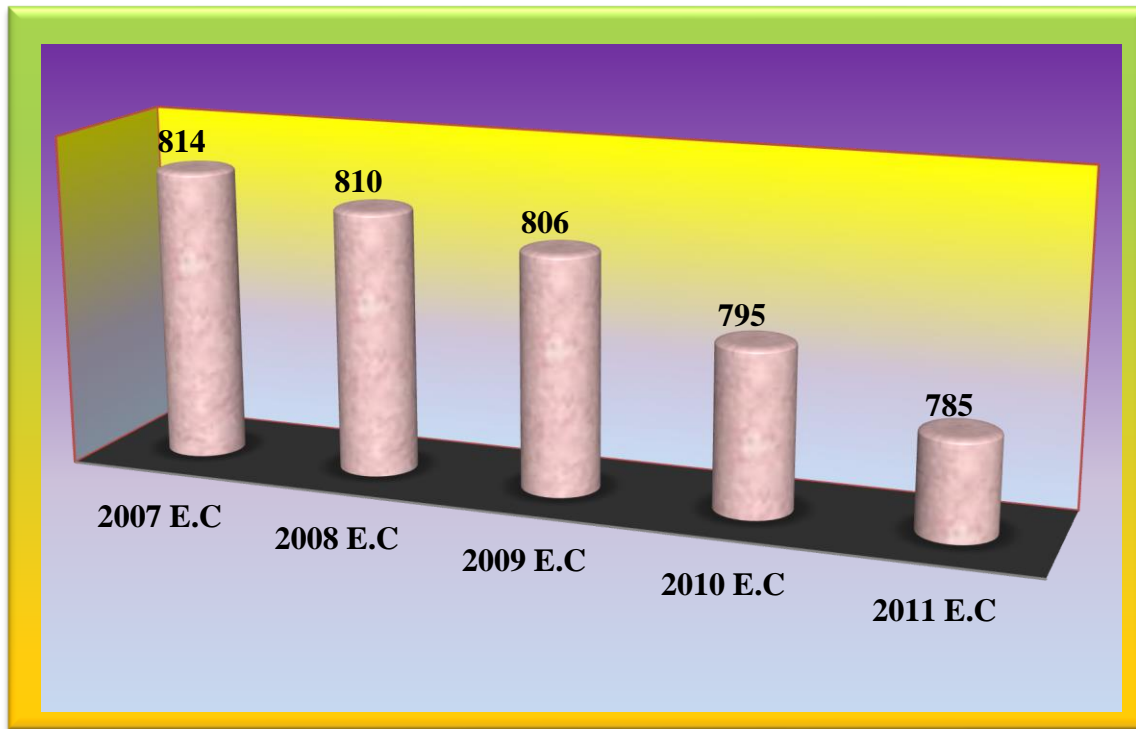


Chart 3.8: Number of primary School

The number of primary schools as shown in the chart above had decreasing from 814 in 2007E.C to 785 in 2011E.C.

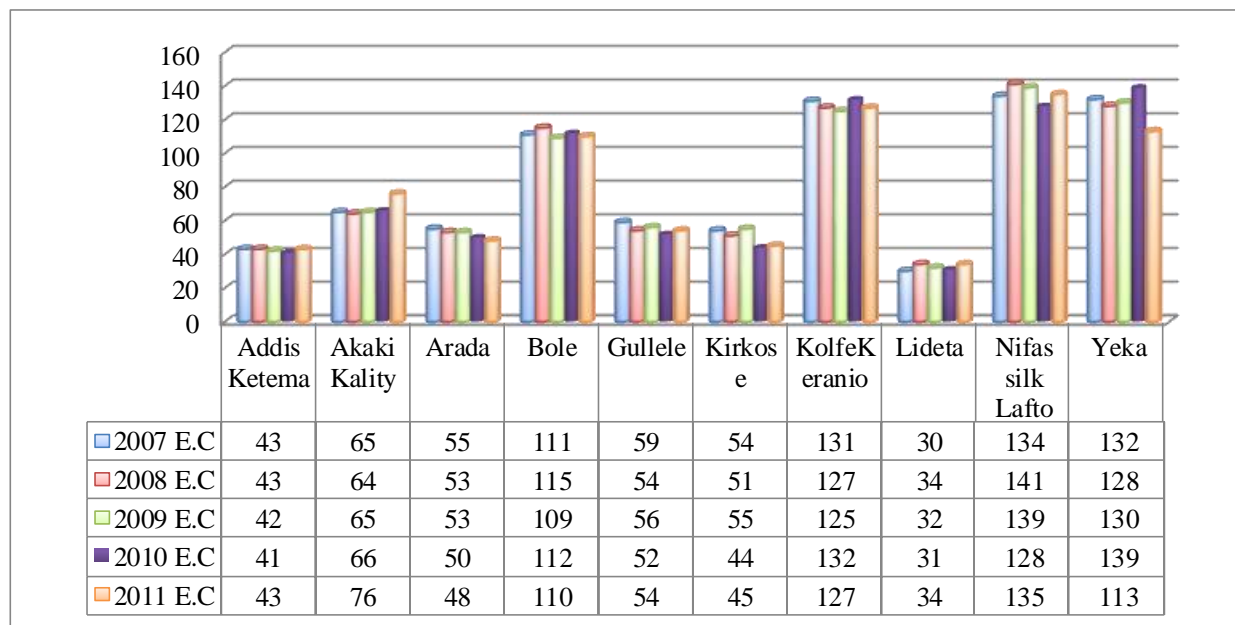


Chart 3.9: Primary school in sub cities

As per the data of the five consecutive years on primary schools establishments with respect to sub- cities presented above Yeka, Kirkos, Gullele, and Arada have got less number of schools than what they had 5 years before. While the rest sub cities (except Bole and Kolfe Keranio) have greater number of the base year.

3.2.1 Access and Coverage of Primary Education

3.2.1.1 Apparent Intake Rate (AIR)

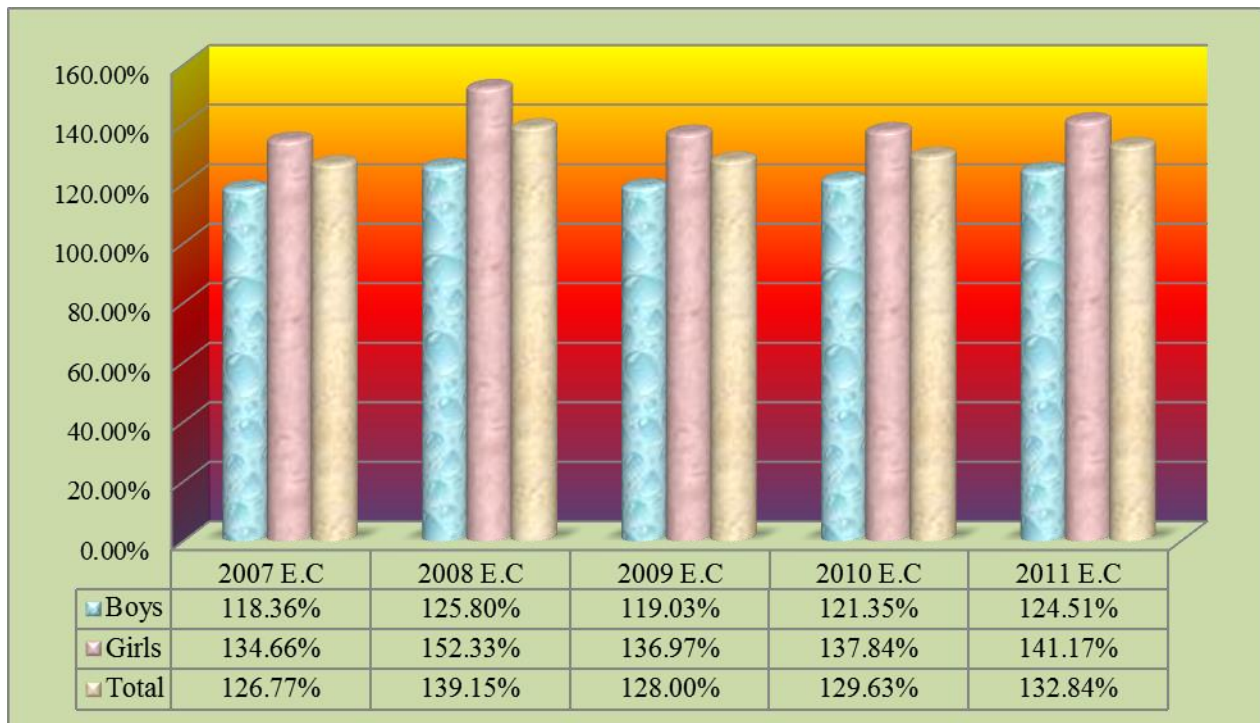


Chart 3.10: Apparent Intake Rate

As shown from the chart above, the AIR in 2008 E.C. was the greatest, for both sexes, of all the five years while least has been observed in 2007 E.C. For the last five consecutive years the percentage of the AIR for girls is seen to be higher than boys. This indicates that more students outside the range of the official school age (early or late entrants) have enrolled in grade 1.

3.2.1.2 Net Intake Rate (NIR)

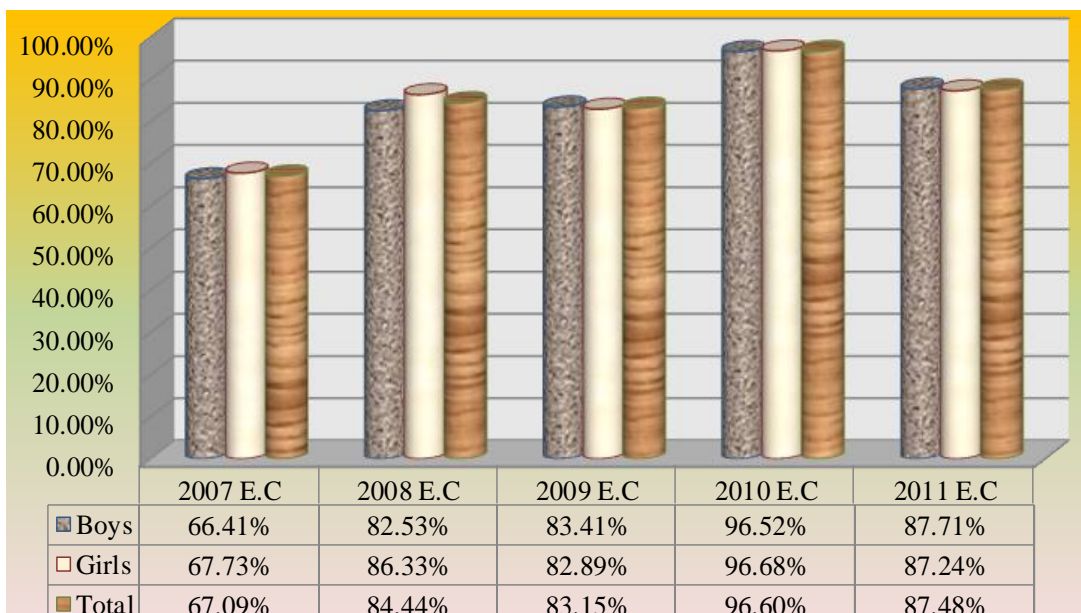


Chart 3.11: Net Intake Rate

As chart above depicts, the city wise NIR has made significant progress with a difference of 29.51 % from 67.09% in 2007 E.C to 96.60% in 2010 E.C but it decreased by 9.12 % (87.48%) in 2011.E.C.

3.2.1.3 GER of Primary (Grade 1-8) Grade Level

Table 3.4: Gross Enrollment Rate (GER) of Primary (Grade 1-8) Trends

Year	Gross Enrollment Rate(GER)		
	Boys	Girls	Both
2007 E.C	134.80%	154.59%	144.87%
2008 E.C	131.35%	155.33%	143.50%
2009 E.C	126.10%	145.61%	135.85%
2010 E.C	125.51%	142.88%	134.35%
2011 E.C	126.12%	143%	134.56%

Table 3.4 shows the gross enrollment rate of primary education trends. Thus, it indicates that the GER in primary education of girls is greater than that of boys. However, there is ups and downs trend on average throughout the years.

3.2.1.4. GER Primary 1st cycle (Grade 1-4)**Table 3.5: Gross Enrolment Rate (GER) of Primary Grade 1-4 Trends**

Year	Gross Enrollment Rate (GER)		
	Boys	Girls	Both
2007 E.C	132.91%	152.56%	142.85%
2008 E.C	127.73%	148.87%	138.41%
2009 E.C	118.48%	135.23%	126.85%
2010 E.C	115.66%	129.28%	122.54%
2011 E.C	116.47%	128.96%	122.72%

In the table 3.5 above, the GER for the 1st cycle reveals that, for all the five years, the rates exceed 100% indicate the presence of more entrants with age other than the proper school age. The data also show, in the five years, the percentage of girls consistently outwit the boys.

3.2.1.5 GER for Primary 2nd cycle (Grade 5-8)**Table 3.6: Gross Enrollment Rate (GER) of Primary Grade 5-8 Trends**

Year	Gross Enrollment Rate(GER)		
	Boys	Girls	Both
2007 E.C	136.02%	157.65%	147.03%
2008 E.C	135.45%	162.56%	149.22%
2009 E.C	133.73%	155.99%	144.86%
2010 E.C	135.36%	156.49%	146.15%
2011 E.C	135.77%	157.04%	146.40%

The GER for the primary second cycle, for all the five years, the rates exceed 100% indicates the presence of more entrants with age other than the proper school age. The data also show, in the five years, the percentage of girls consistently increased with that of boys. Compared to 2010 E.C the GER of the primary second cycle has shown slight improvement in 2011 E.C.

3.2.1.6 Net Enrollment Rate (NER)

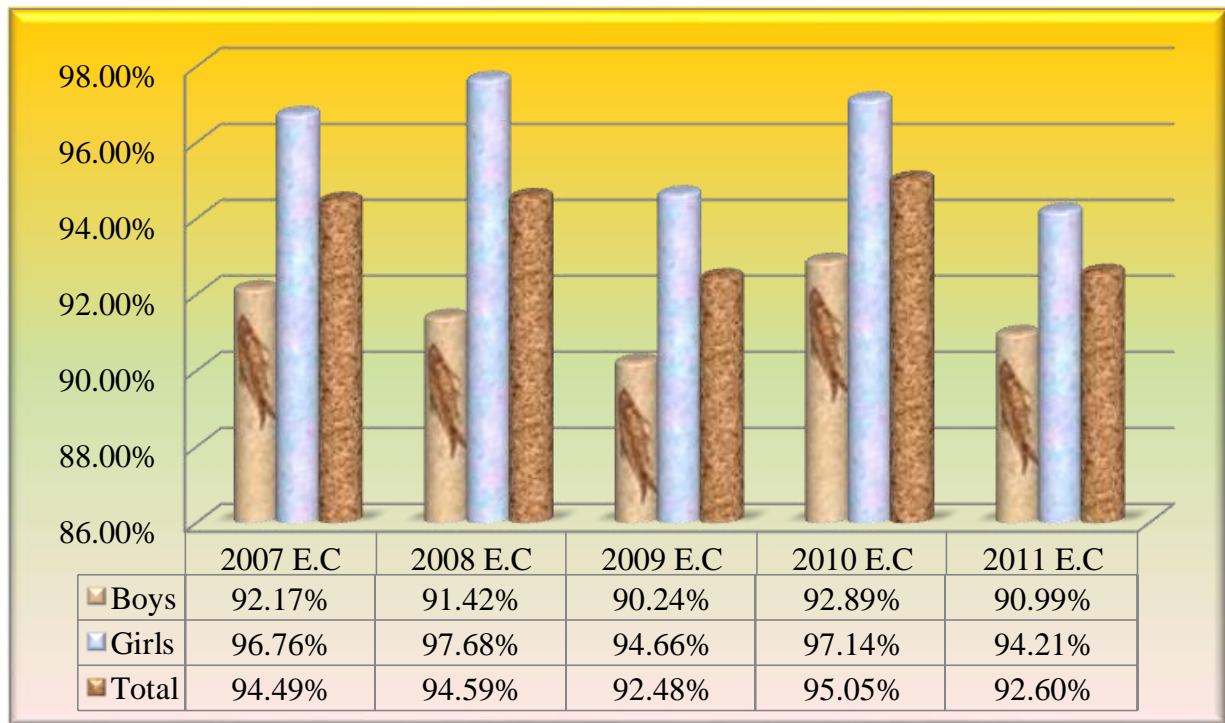


Chart 3.12: Net Enrollment Rate (NER) of Primary Grade 1-8 Trends

It is obvious that NER applies to children of the official school age. Accordingly, the chart above, NER showed improvement for both sexes in 2010 E.C than the previous years. The overall achievement is also better as it indicates enrollment at official age. However, there is still over and under age children in the education system.

3.2.1.7 NER Primary 1st cycle (Grade 1-4)

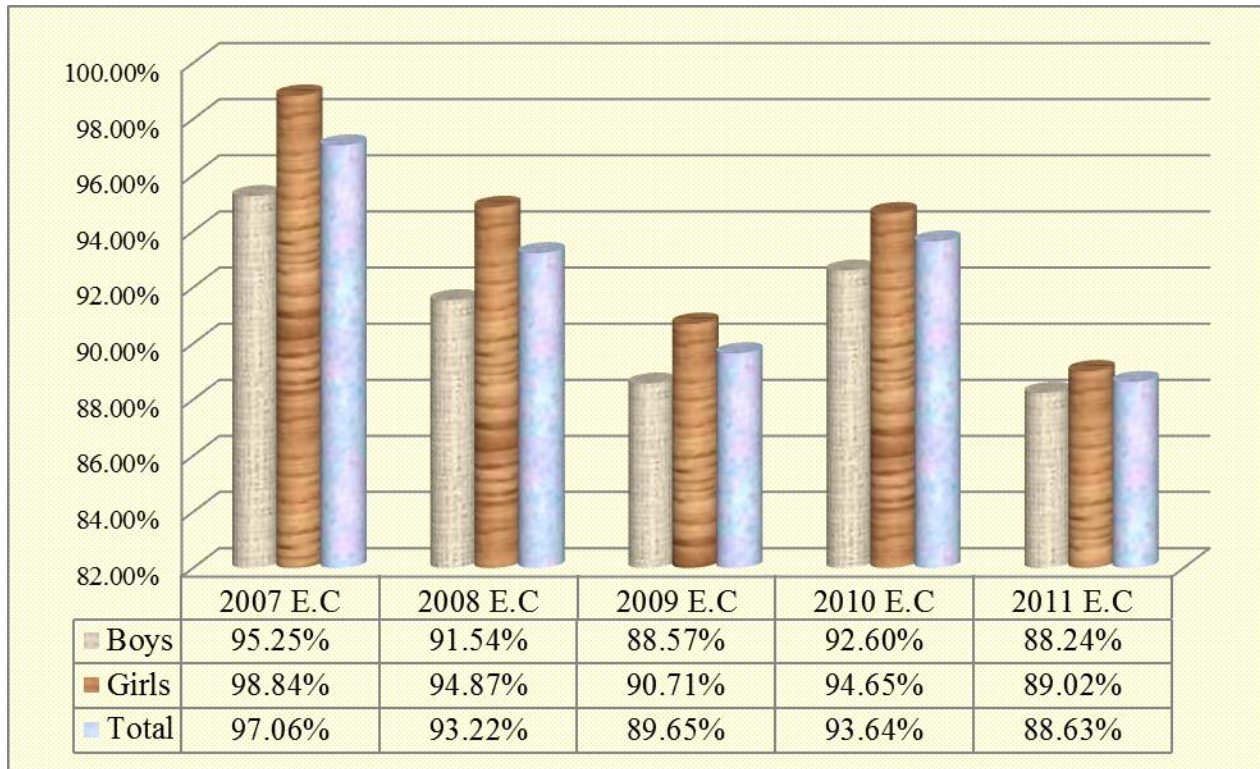


Chart 3.13: Net Enrollment Rate (NER) of Primary Grade 1-4 Trends

As shown in the chart above, 2010 E.C of NER for the 1st cycle primary is found to be better than the preceding years except for 2007 academic year where it was the highest of all the other years. In fact the NER for the 1st cycle for girls still remained greater than the NER for boys. Yet, compared to the previous years, the NER of primary first cycle has goes down or declined in the year 2011 E.C.

3.2.1.8 NER Primary 2nd cycle (Grade 5-8)

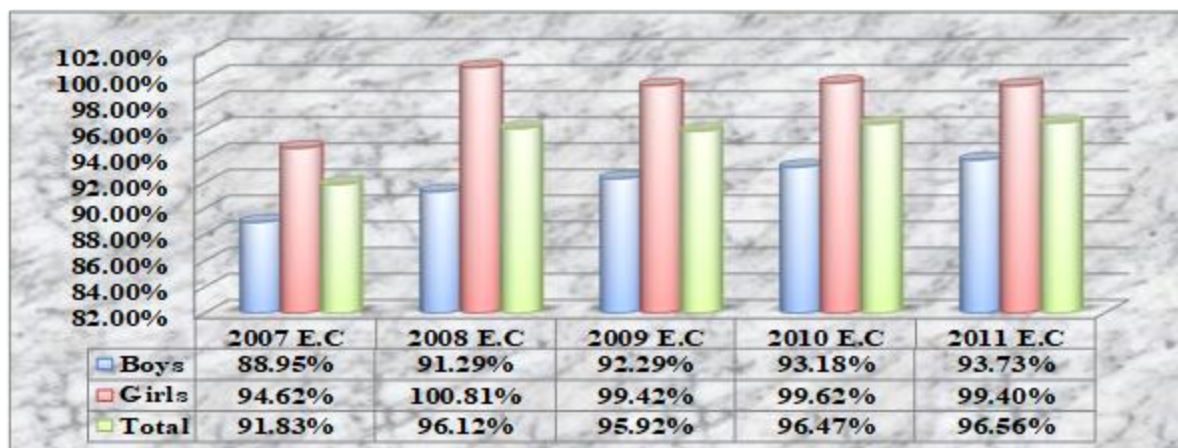


Chart 3.14: Net Enrollment Rate (NER) of Primary Grade 5-8 Trends

The NER for the primary 2nd cycle has shown progress until 2011E.C for the last five years. Whereas the NER of the primary 2nd cycle for girls still remained greater than the NER of boys.

3.2.1.9 Adjusted primary Net enrollment rate

Table 3.7: Adjusted primary Net Enrollment Rate (ANER)

Category	Adjusted Net Enrollment Rate											
	2008 E.C			2009 E.C			2010 E.C			2011 E.C		
	M	F	T	M	F	T	M	F	T	M	F	T
7- 14 /Age population	175,365	179,977	355,342	183873	189299	373172	194246	200203	394449	205948	212227	418176
Primary and secondary enrollment in age range 7-14	165,892	182,688	348,580	191356	214031	405387	201523	223856	425379	213083	233615	446698
Adjusted primary school net Enrollment rate	94.6 %	101.5 %	98.1 %	104.07 %	113.07 %	108.63 %	103.74 %	111.81 %	107.84 %	103.46 %	110.08 %	106.82 %

As presented in table 3.7, with the exception of 2008 E.C, total Adjusted Primary School Net Enrollment Rates exceeded 100% in three consecutive years. This is possible as a result of students coming from regions who were not recorded in the population census of Addis Ababa.

3.2.2. Gender Parity Index (GPI)

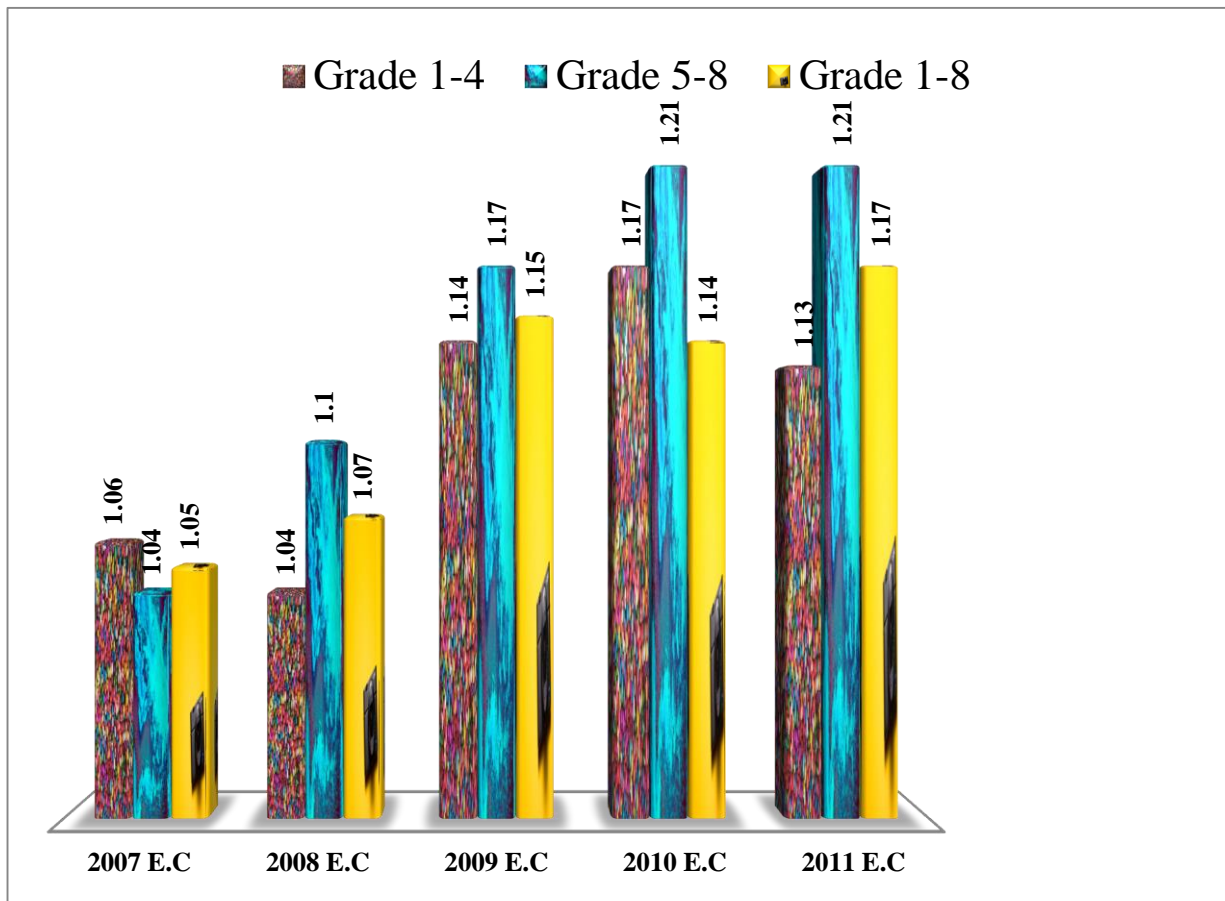


Chart 3.15: Gender Parity Index in the Primary School

As can be seen from chart 3.15 above, reveals the GPI in the primary school (1-8) on aggregate was greater than 1 in 2011 E.C, showing more enrollments of girls than boys to the system. This had been steadily maintained during the preceding consecutive years. The implication is that the number of girls enrolled in primary level exceeded the number of boys.

3.2.3 Pupil Teacher Ratio (PTR)

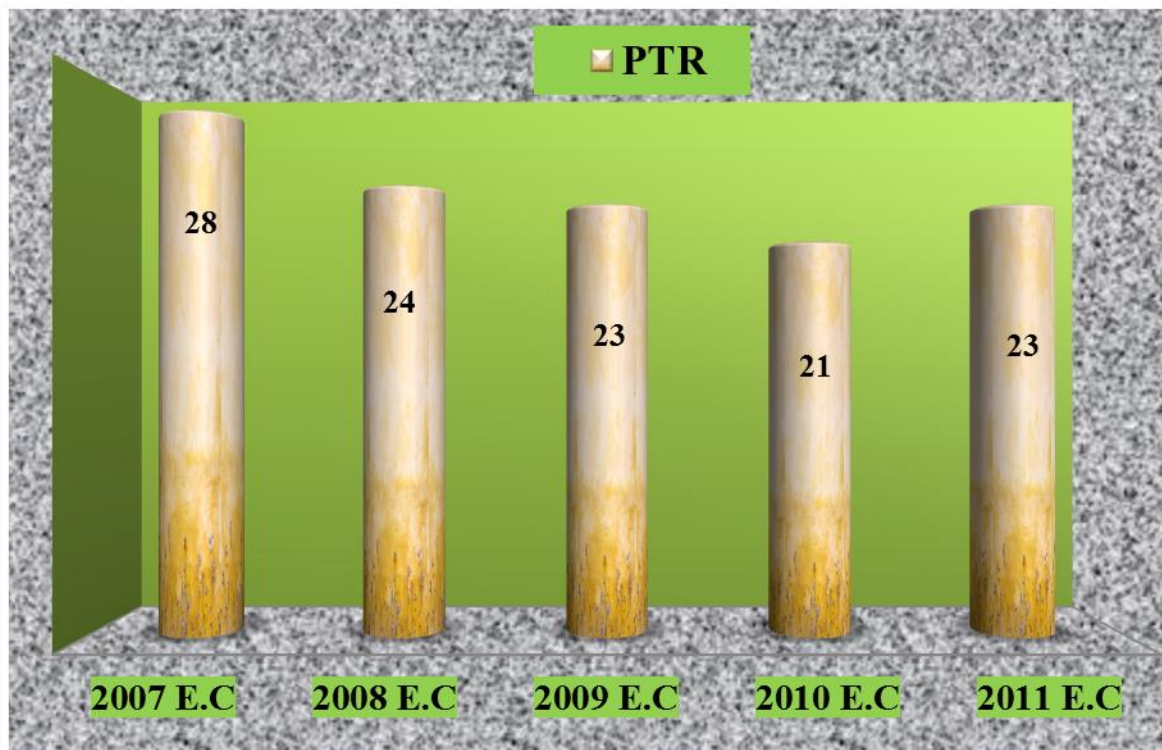


Chart 3.16: PTR in the Primary schools

It should be noted that teachers determine Pupil’s academic Excellency especially in lower grades. Thus, the PTR for primary education in 2010 E.C has better than the other four years so that, teachers which intern created manageable class size to support their students. The year 2011 E.C has shown increment of 2% as compared to 2010 E.C.

Table 3.8: PTR in Government and non-government primary schools

Ownership	PTR ratio			
	2008 E.C	2009 E.C	2010 E.C	2011 E.C
Government	1 : 25	1:25	1:25	1:26
Non-Government	1 : 20	1:20	1:17	1:19

The Pupil Teacher Ratio (PTR) measures the number of students per teacher. The lower PTR, the higher availability of teacher services to students and vice versa.

As can be seen from the table above, the PTR for government schools in 2011 E.C is 1:26 while it is 1:19 for non-government schools. This shows that the non-government schools’ teachers have better chance of addressing their students’ accordingly.

3.2.4 Pupil Section Ratio (PSR)

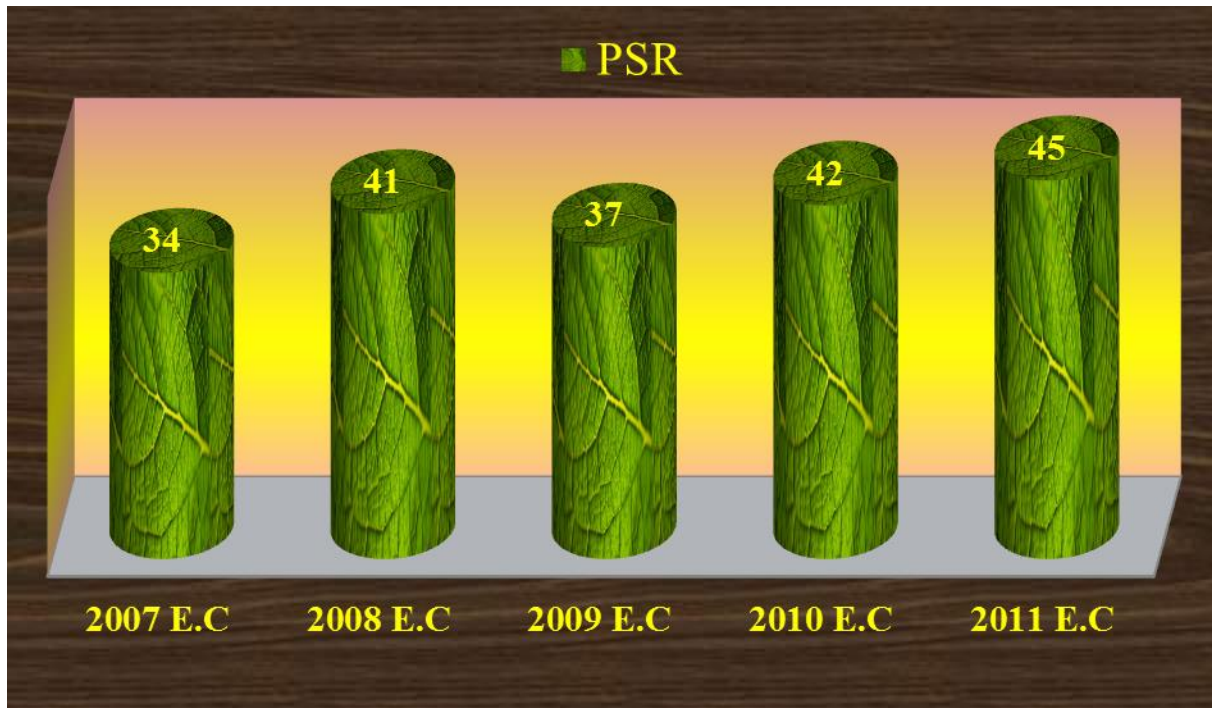


Chart 3.17: Pupil Section Ratio (PSR)

In addition to pupil teacher ratio, another indicator that measures the quality of education is the number of students in each class. Based on this, as can be seen from the chart above, the PSR for primary (grades 1-8) is found to be 45 for the year 2011 E.C. These shows that an increase in the number of students in each class.

Table 3.9: PSR in Government, and Non-Government primary schools

Ownership	PSR ratio			
	2008 E.C	2009 E.C	2010 E.C	2011 E.C
Government	1 : 53	1:53	1:55	1:59
Non-Government	1 : 31	1:26	1:30	1:33

As can be seen from the table above, the PSR for government and non-government school shows a great difference in the years considered. The PSR for government primary schools in 2011 E.C. is 1:59. Hence required to build more class rooms and/or schools to cope with the national standard (1:50). Comparatively speaking, however, the non-government schools have better class size than that of the government schools.

3.2.5 Internal Efficiency

3.2.5.1 Dropout Rate

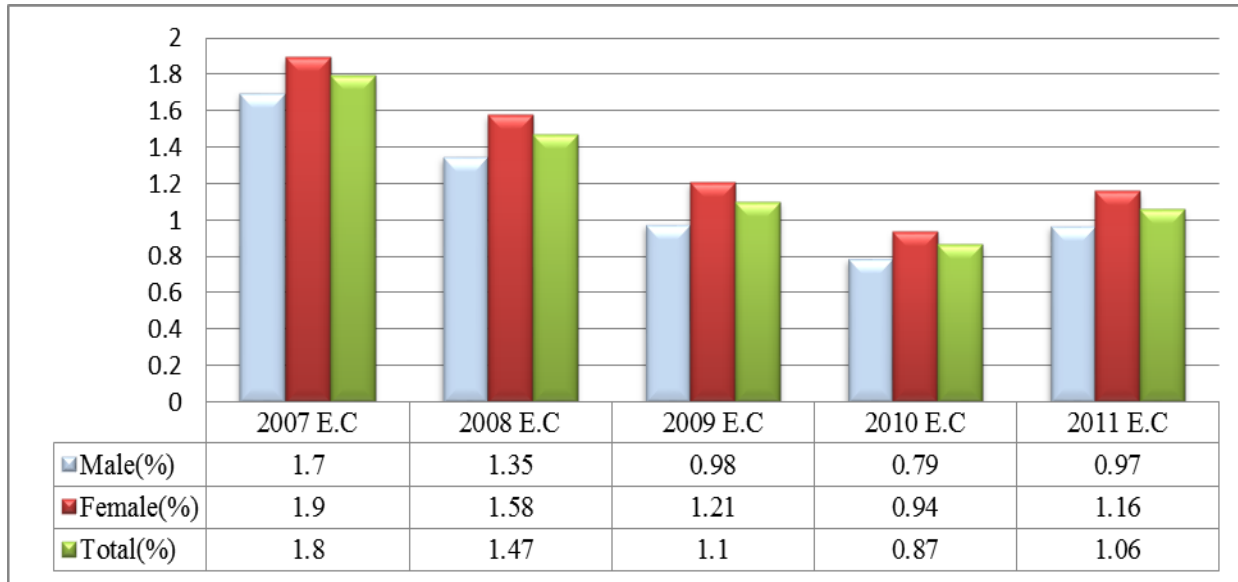


Chart 3.18 : dropout rate of grade 1-4

One of the focus areas of ESDP V is improving the overall internal efficiency by lowering the dropout rate to less than 1%. However, the trend of dropout rate of first cycle primary education (Grade1-4) as depicted in chart 3.18 fluctuates up and down. In 2011 E.C (1.06) the dropout rate is increased as compared to 2010 E.C (0.87). Although the dropout rate declined through years except 2011 E.C, females' dropout rate exceeded male across the years.

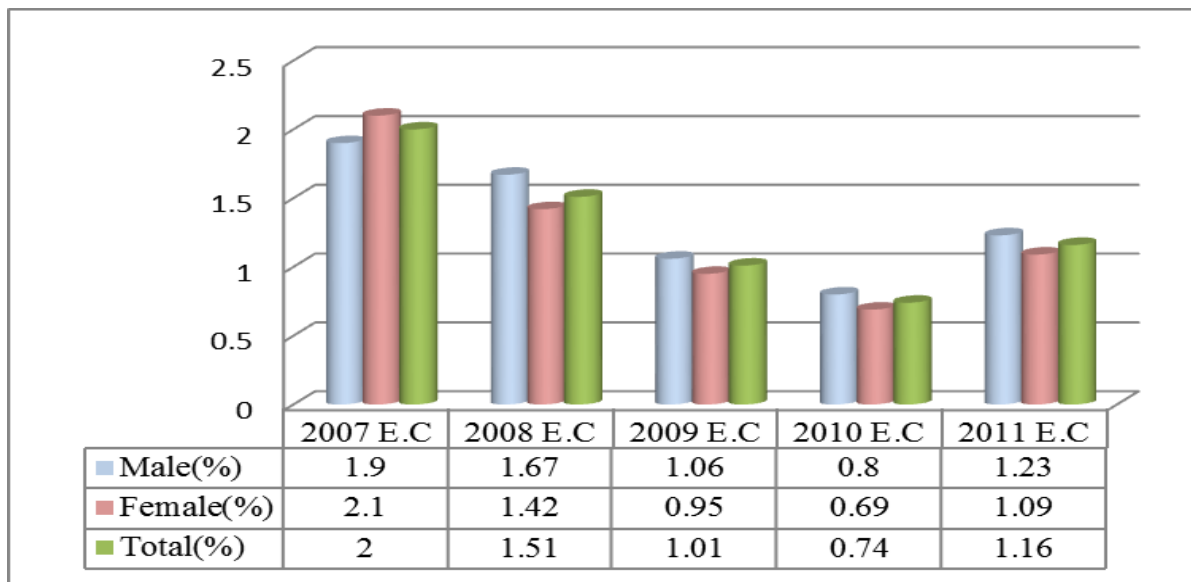


Chart 3.19: dropout rate of grade 5-7



The dropout rate of second cycle primary education (Grade 5-7) is 1.16% in 2011 E.C. However, the target set in ESDP V was achieved in 2010 E.C the reverse is happened in 2011 E.C. In regarding sex males' dropout rate exceeded females throughout the five consecutive years except in 2007 E.C.

2.5.2 Repetition Rate

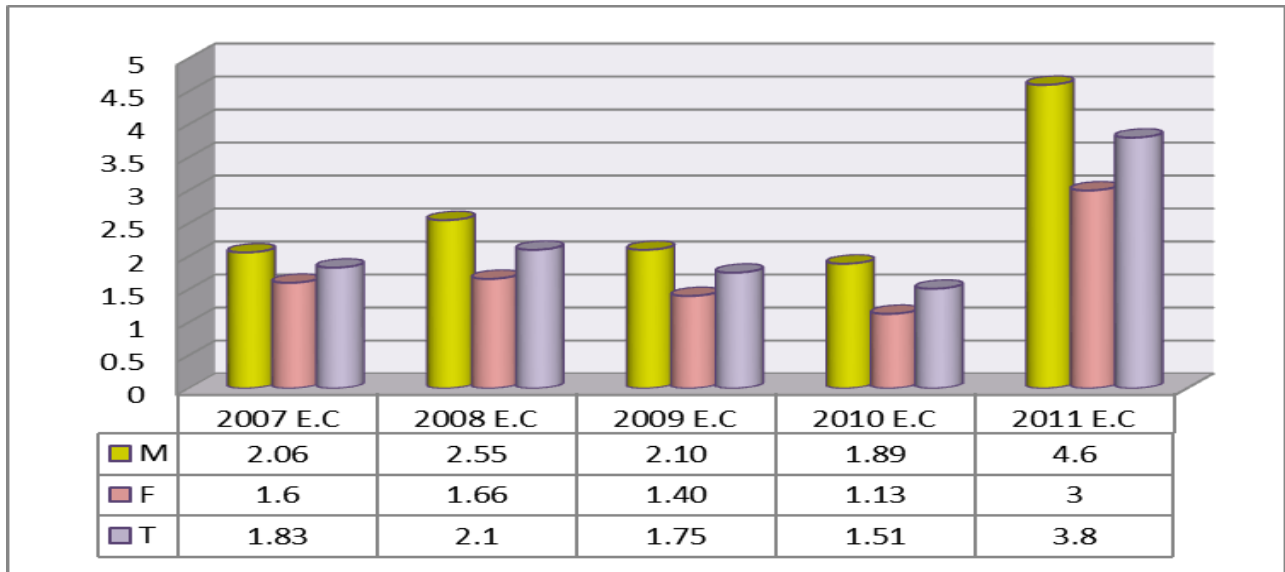


Chart 3.20: repetition rate of primary school students

As shown in chart 3.20; repetition rate for primary education fluctuates in the years considered. However, in 2011 E.C the repetition rate is exceeded (3.8%) on average as compared to others year. With regard to sex, Males repetition rate (4.6%) is higher than females (3%).

N.B:- Chart 3.20 doesn't include Grade 8 data.

3.2.5.3 Survival Rate

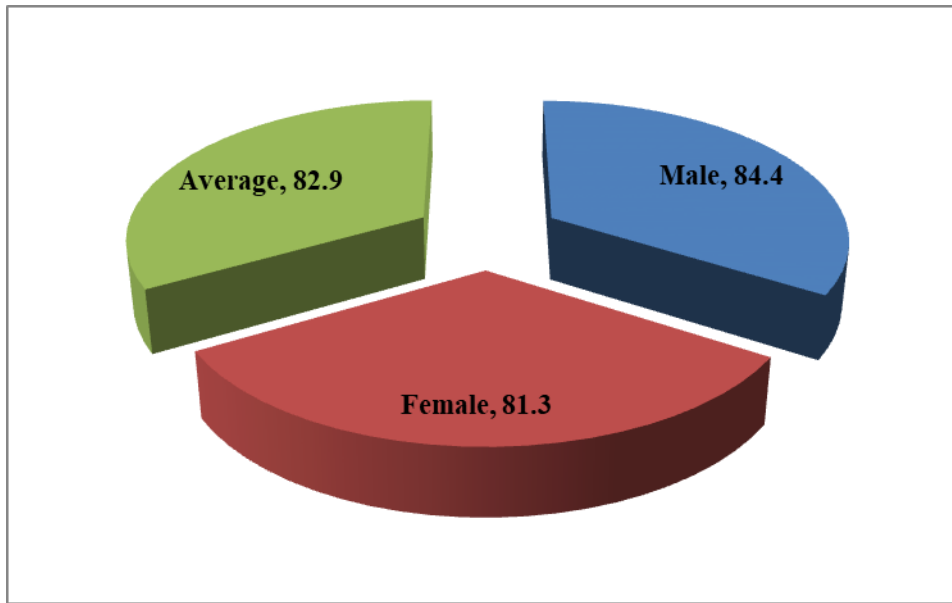


Figure 3.1: Survival Rate to 1st cycle (Grade1-4)

As indicated in figure 3.1, 84.4% boys and 81.3% girls survive in the 1st cycle of primary schools. However, the survival rates showing improving rate from time to time still needs attention of concerned bodies.

3.2.5.4 Completion Rate

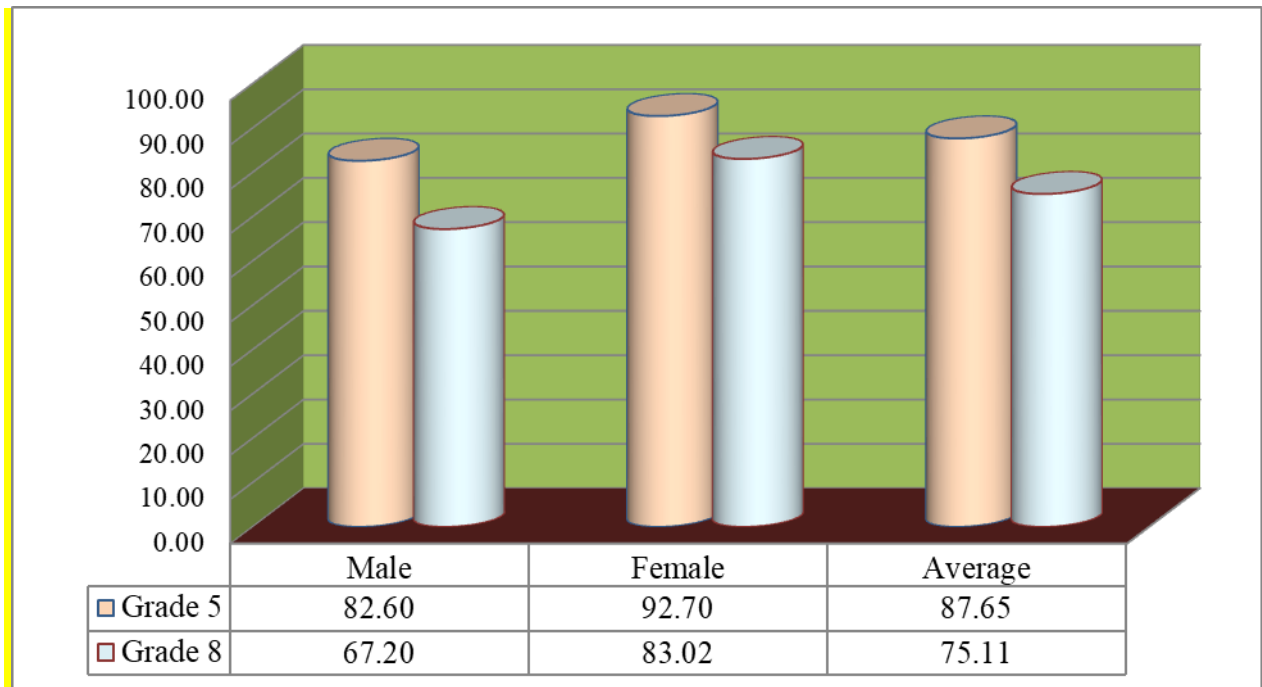


Chart 3.21: Completion Rate of Grades 5 and 8

It is natural that dropout and repetition rates negatively affect students' survival rates that in turn affect completion rate. Consequently, as shown in chart 3.21, (82.60%) boys and (92.70%) girls completed grade 5. On the other hand, the completion rate of grade 8 was 67.20% for boys and 83.02% for girls.

3.2.5.5 Promotion rate

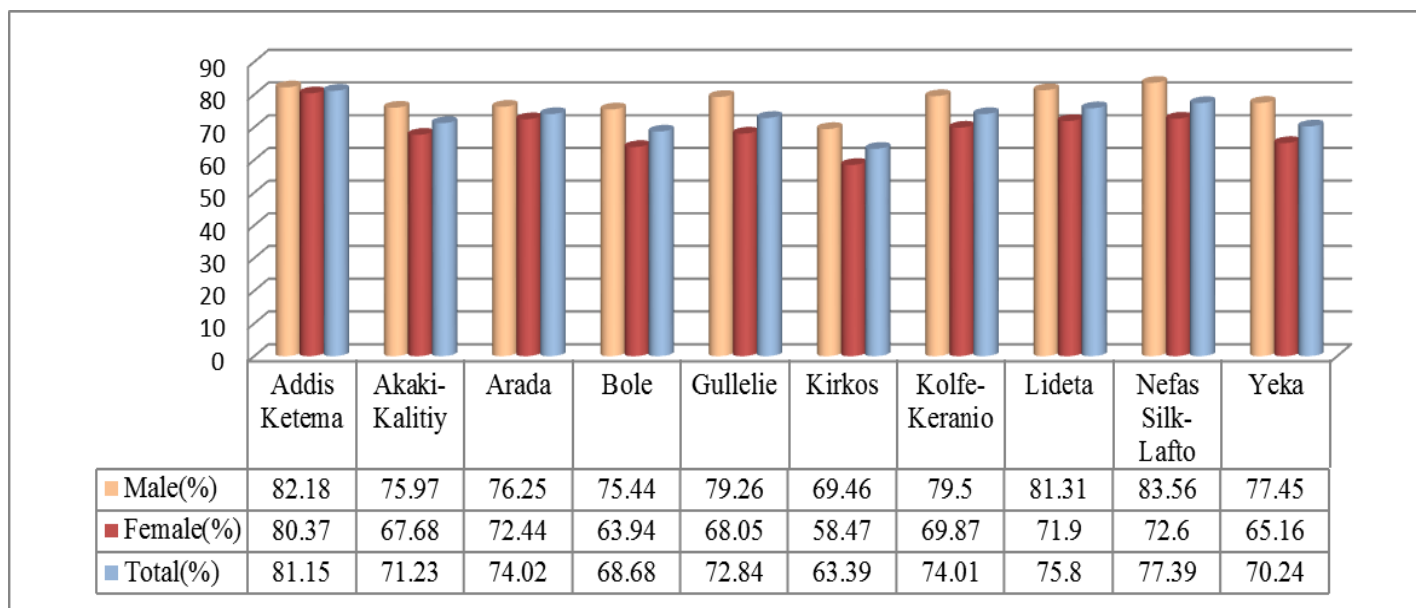


Chart 3.22: promotion rate of grade 8 by sub city in % (2011 E.C)

As shown in chart 3.22, Addis Ketema sub city exhibited the highest number of achievers, 81.15%, while the relative least number of achievers, 63.39%, went to Kirkos sub city. Sexwise, in all sub-cities female students achieved lower than male students.

Table 3.10: Promotion rate of grade 8 students

Year	Sat for Exam			Promoters			% Promoters		
	M	F	T	M	F	T	M	F	T
2007E.C	28391	37777	66168	21884	26332	48216	77.08%	69.70%	72.87%
2008 E.C	27566	37179	64745	20908	24846	45754	75.80%	66.80%	70.70%
2009 E.C	29294	38957	68251	22463	26384	48847	76.7%	67.7%	72.2%
2010 E.C	29753	39743	69496	21407	24834	46241	71.9%	62.5%	66.5%
2011 E.C	31139	42071	73210	24399	28855	53254	78.4%	68.6%	72.7%

As shown in table 3.10 the promotion rate recorded in 2007E.C was 72.87%. The trend shows ups and down throughout the year. The promotion rate in 2011 E.C increased from 66.5% to 72.7%. According to sex, more female students repeated than male students for the past five years.

3.3 Alternative Basic Education (ABE)

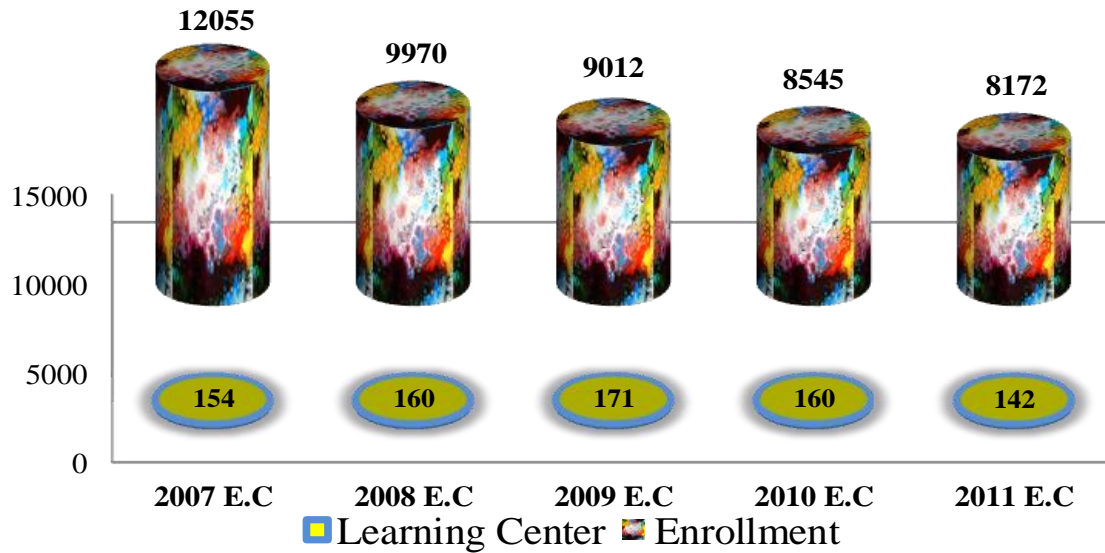


Chart 3.23: ABE Enrollments and Learning Centers

As shown in chart 3.23 the enrollment of ABE students was 12,055 in 2007 E.C but this has been decreasing until it reached 8,172 in the year 2011 E.C showing a decrease by 32.21% during the last 5 years. However, the learning centers showed decrease possibly due to expansion of residential areas (Condominium settlement locations) in the area of Addis Ababa.

3.4 Secondary Education (Grade 9-12)

3.4.1 Number of General Secondary and Preparatory School




Chart 3.24: General Secondary and preparatory Schools

General Secondary education is a two years program that consists of grade 9 and 10 while a preparatory program comprises grade 11 and 12. Chart 3.24 shows increasing trend as of 2008 E.C.

3.4.2. Gross Enrollment Rate (GER) for Grades 9-12

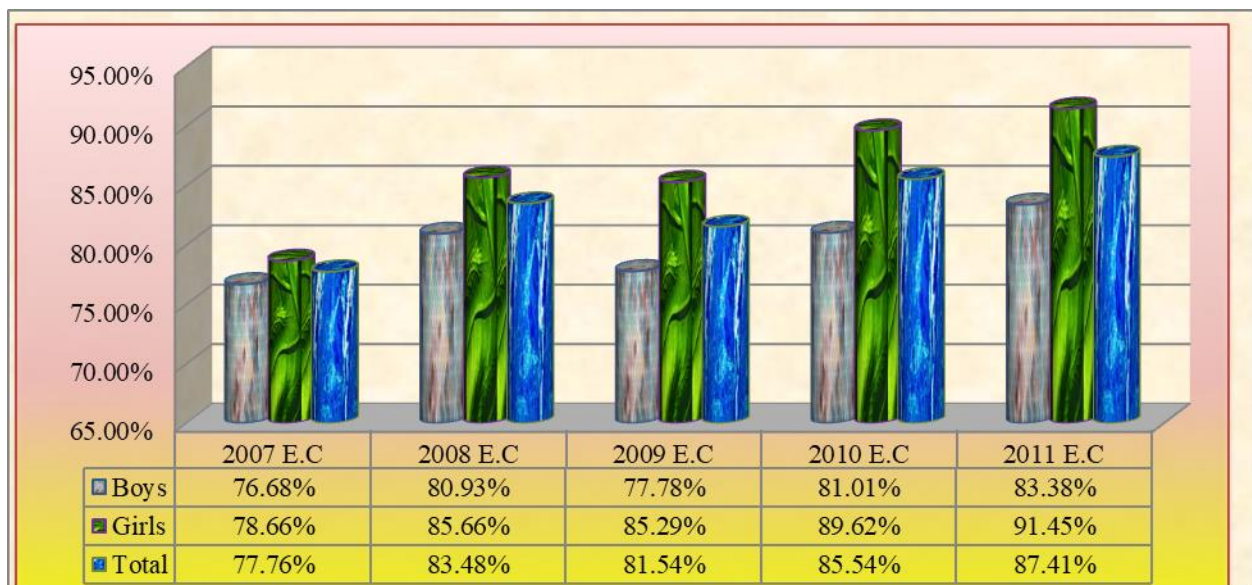


Chart 3.25: Gross Enrollment Rate in General Secondary and Preparatory

The chart shows increment in gross enrollment rate of boys and girls of secondary and preparatory schools except for the academic year 2009 E.C. The enrollment of girls is higher than boys in all consecutive academic years.

3.4.3. Net Enrollment Rate (NER) Grade 9-12

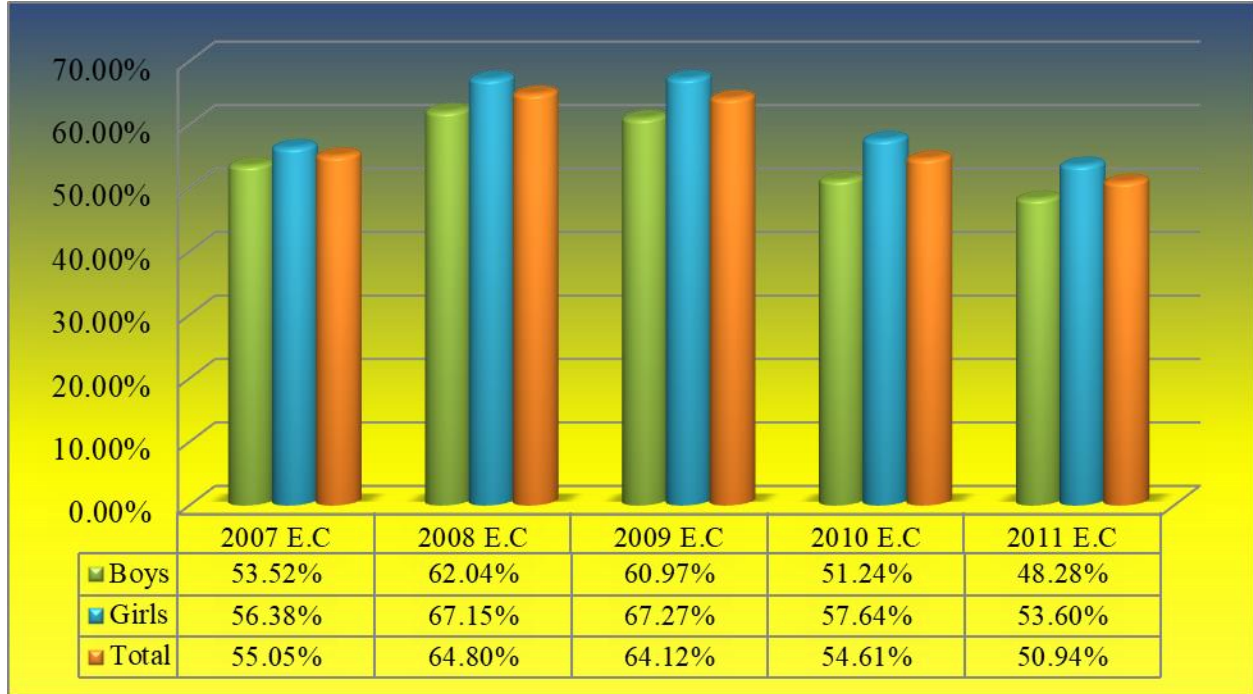


Chart 3.26: Net Enrollment Rate in Secondary Education

As shown in the chart 3.26, the NER has decreased for boys and girls since 2009 E.C.

3.4.4. Enrollment in Preparatory schools (Grade 11-12)

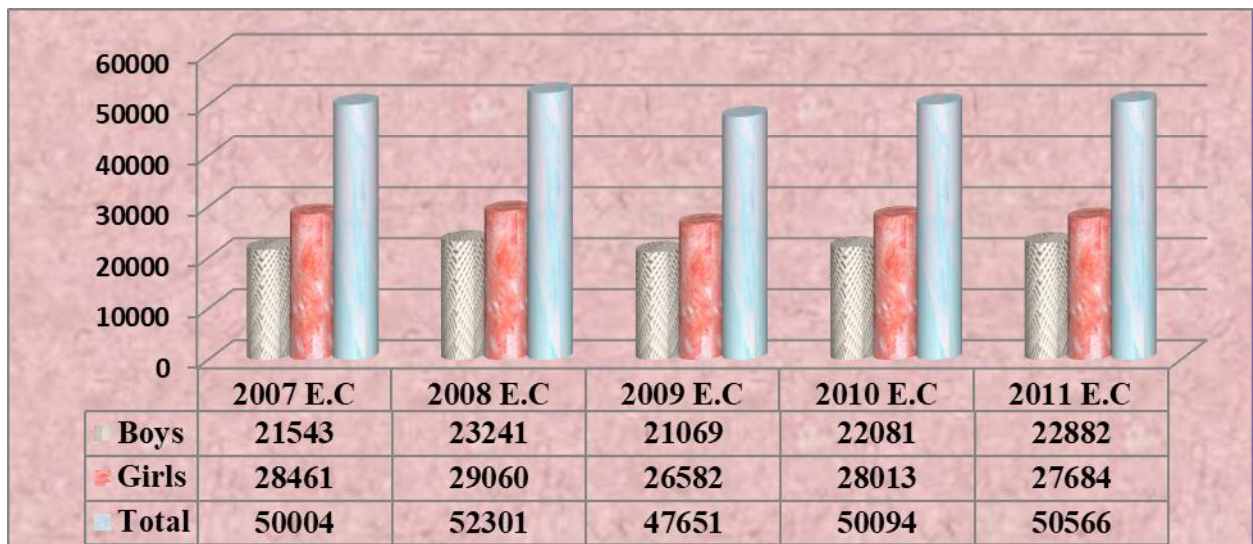


Chart 3.27: Preparatory Enrollment

Preparatory enrollment in Addis Ababa showed ups and down throughout the year (2007 E.C. to 2011 E.C.). In 2009 E.C. the enrollment dropped down automatically. However there is an increment in 2011 E.C.

3.4.5. Gender Parity Index (GPI)

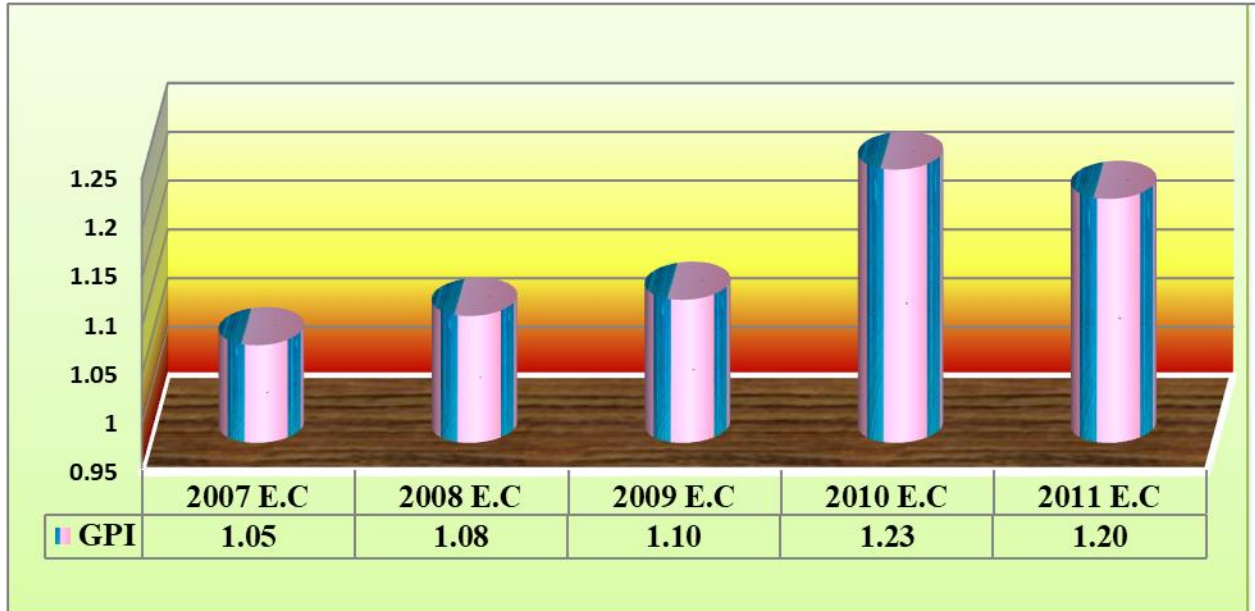


Chart 3.28: Gender Parity Index (GPI) Secondary Education

The data in chart 3.28 reveals that GPI was greater than 1 since 2007 E.C. to 2011 E.C. This indicates that more girls were enrolled in secondary schools than boys in these years.

3.4.6. Pupil Teachers Ratio in secondary school (PTR)

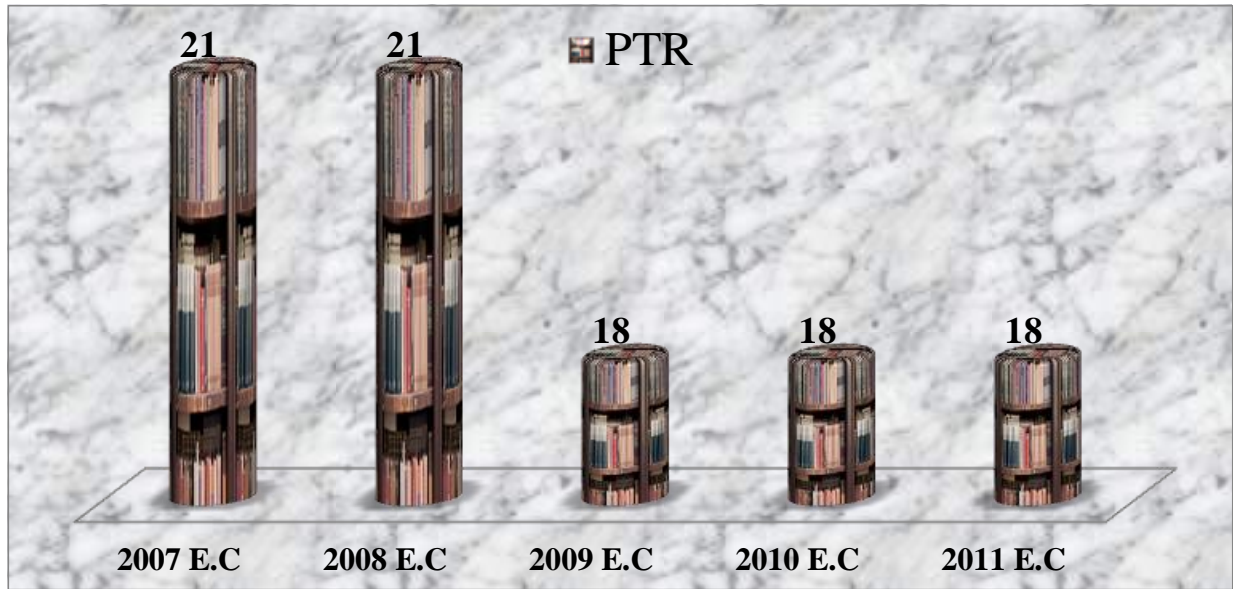


Chart 3.29: Pupil Teacher Ratios (PTR)

As shown in chart 3.29, the PTR is 1:21 from year 2007 E.C. up to 2008 E.C. However, from 2009 E.C. up to 2011 E.C. the ratio decreased to 1:18.

Table 3.11: Pupil teacher ratio in government and non-government secondary schools /2008 E.C. up to 2011E.C/

Level	Ownership	PTR			
		2008 E.C	2009 E.C	2010 E.C	2011 E.C
Secondary /9-10/	Government	22	21	19	20
	Non-Government	16	16	18	19
Preparatory /11-12/	Government	18	13	15	14
	Non-Government	26	18	19	17

As can be seen from table 3.11, the pupil teacher ratios for government general secondary schools in 2011 E.C was 20, while this was reported as 19 for non-government schools and this is almost similar with the government schools ratio.

On the other hand, the pupil teacher ratio for the preparatory school is somewhat different from the general secondary schools. In this case, the PTR for government preparatory school is 1:14, while it is 1:17 for the non-government preparatory schools. In light of this, the PTR is in a better condition for the government preparatory schools than non government schools in 2011 E.C.

3.4.7. Pupil Section Ratio (PSR)

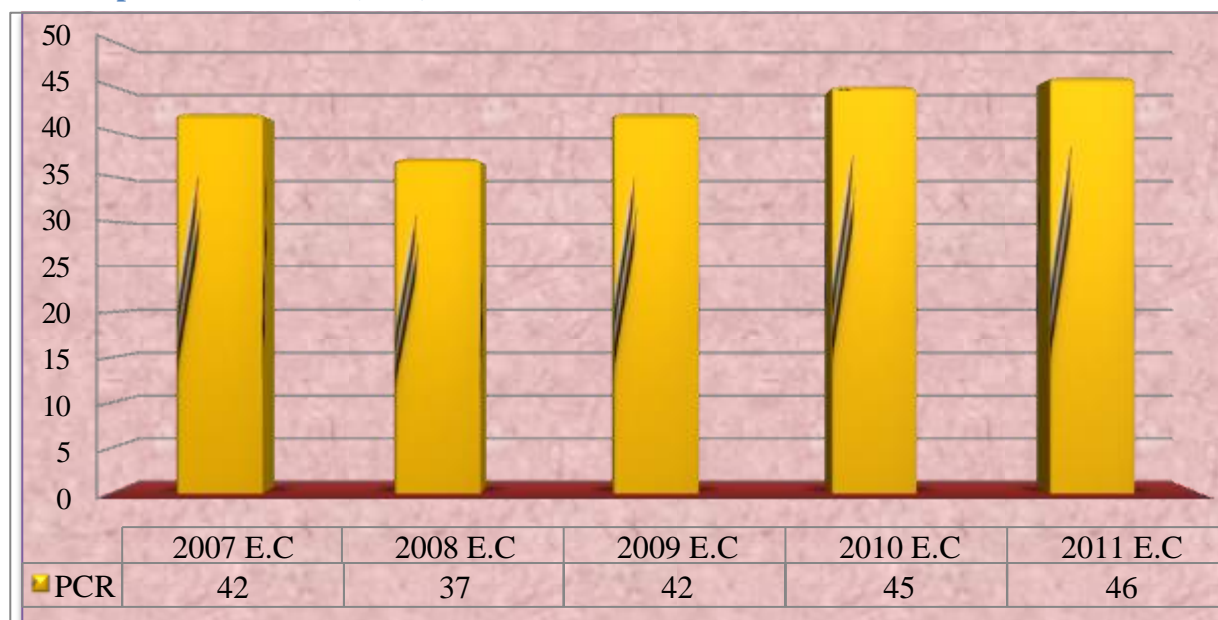


Chart 3.10: Pupil Section Ratio (PSR)

As Chart 3.30 revealed the number of pupil section ratio was near to the standard (1:40) in 2007 E.C. But from 2009-2011 E.C pupil section ratio is showing an increasing trend (42 to 46). It needs great attention of concerned bodies.

Table 3.12: Pupil Section ratio in government and non-government secondary and preparatory schools

Level	Ownership	PSR Pratio			
		2008 E.C	2009 E.C	2010 E.C	2011 E.C
Secondary /9-10/	Government	1:47	1:47	1:63	1:43
	Non-Government	1:30	1:30	1:31	1:37
Preparatory /11-12/	Government	1:42	1:40	1:50	1:23
	Non-Government	1:25	1:31	1:32	1:30

The data in table 3.12 indicates that the PSR from 2008 E.C up to 2011 E.C of the general secondary schools in Government secondary school is greater than non government. In line with this, the government general secondary school is found to be 1: 43 in 2011 E.C while this is by far less for the non-government secondary schools 1:37.

Regarding preparatory schools, better PSR is observed in government school (1:23) in 2011 E.C. as compared to general secondary school. There is also significance difference in non government school in 2011 E.C. (1:30).

3.4.8 Internal Efficiency

3.4.8.1 Dropout rate of grade 9

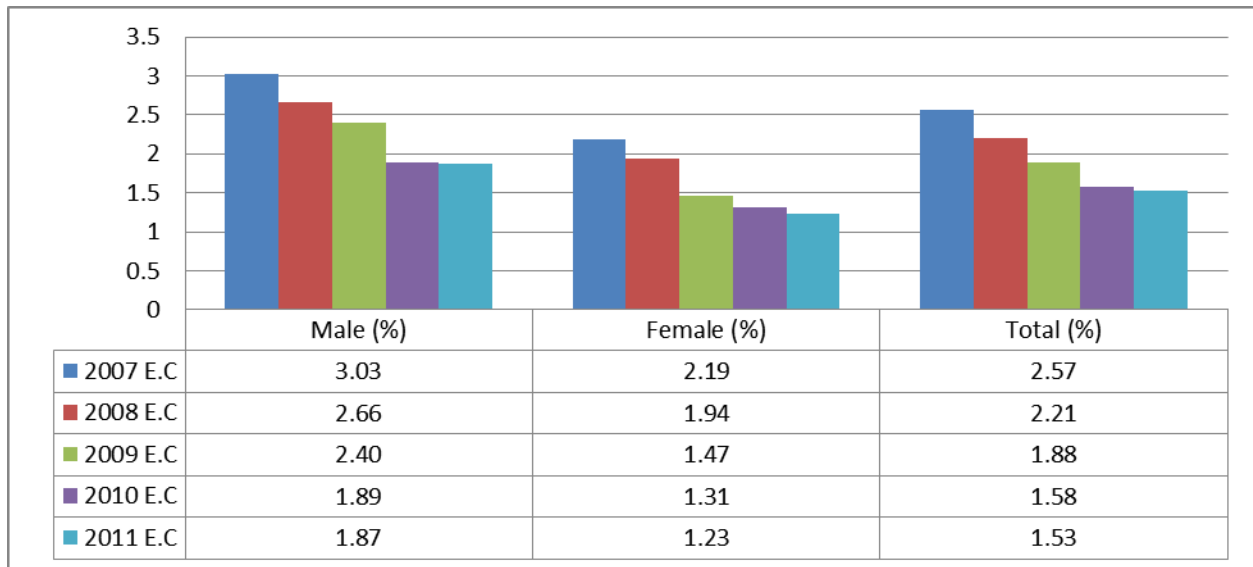


Chart 3.11: Dropout rate of grade 9

With regard to Grade 9 as graphically presented in chart 3.31, the dropout rates are more than 1% which is above the target set in ESDP V. When sex is considered, more females stayed in school than males in all academic years. Generally the dropout rate was lower in 2011 E.C (1.53%) when compared with 2.57% in 2007 E.C.

3.4.8.2 Dropout rate of grade 11

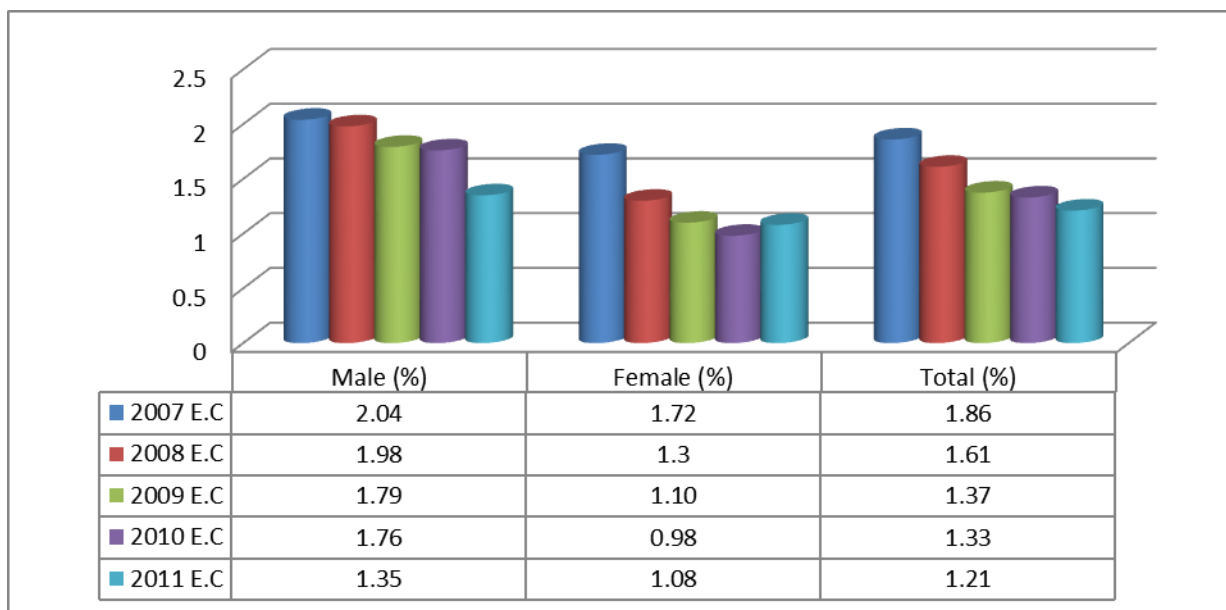


Chart 3.12: Dropout rate of grade 11

With regard to Grade 11 dropout as graphically presented in chart 3.32, the dropout rates are more than 1% which is above the target set in ESDP V. When sex is considered, more females stayed in school than males in all academic years. Generally the dropout rate was lower in 2011E.C (1.21%) than 1.86% in 2007 E.C.

3.4.8.3 Repetition rate of grade 9

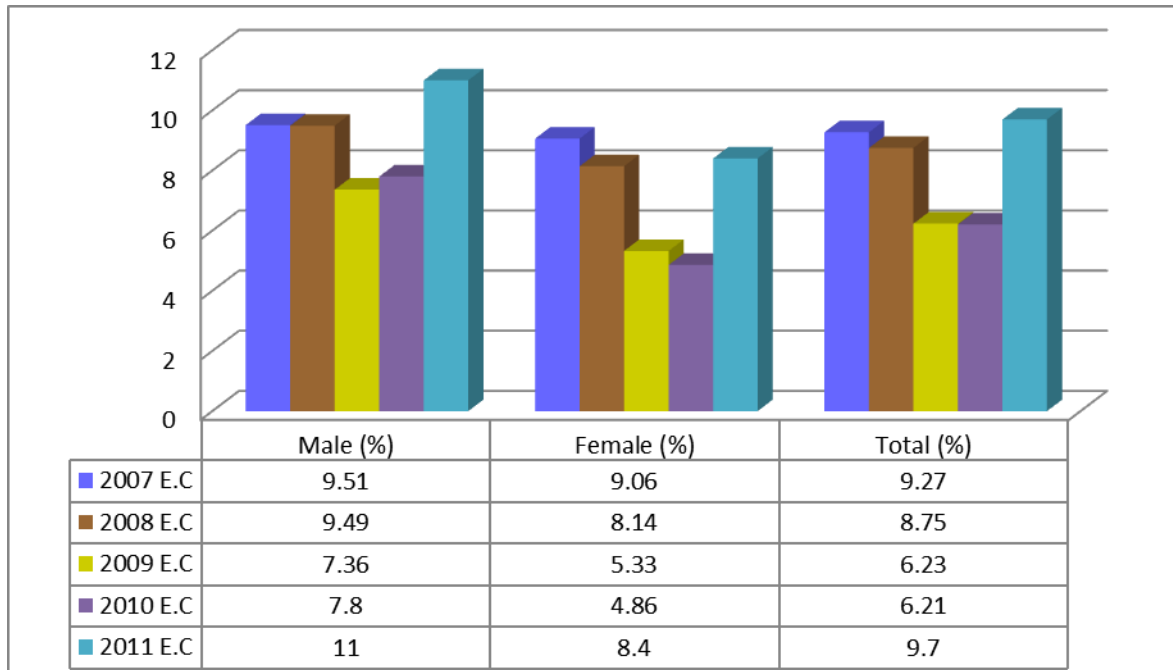


Chart 3.13: Repetition rate of grade 9

In reference to chart 3.33, the repetition rate of grade 9 students is highly increased in 2011E.C 9.7%. However there had an improvement in previous two years, the target set in ESDP V did not meet. With regard to sex, male students repeated more than females in the described years.

3.4.8.4 Promotion rate of grade 10

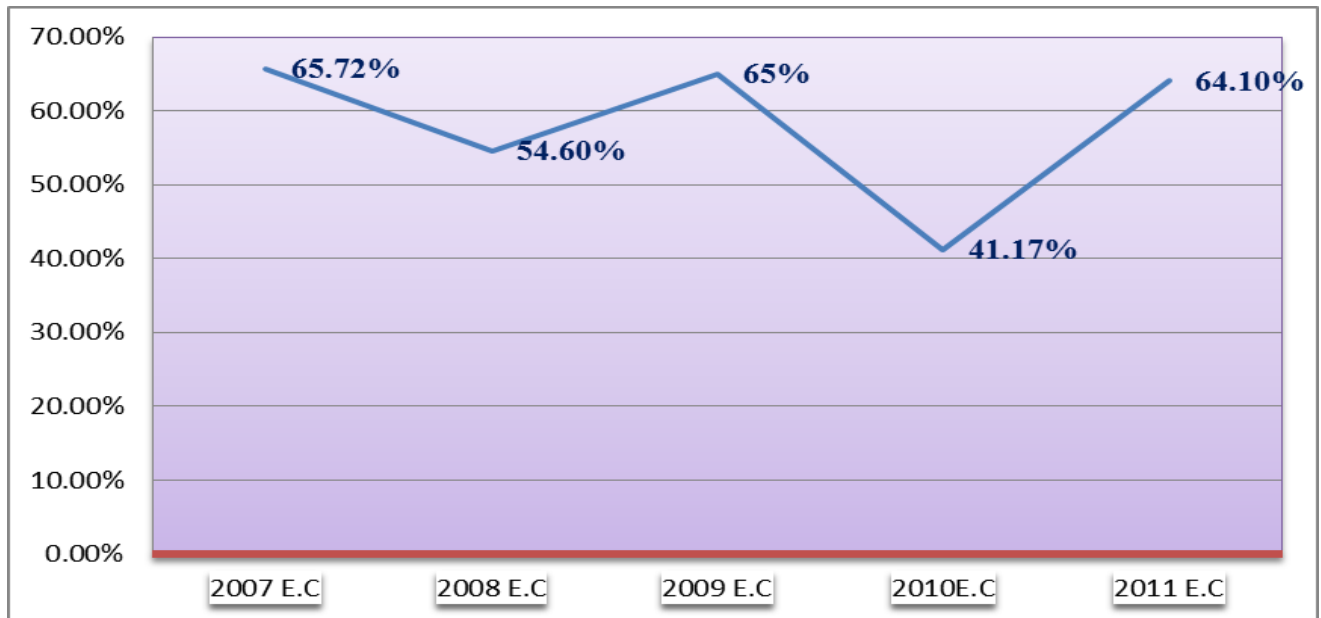


Chart 3.14: promotion rate of grade 10

Based on chart 3.34, percentage of promoted students in grade 10 is highly increased (64.10%) in 2011 E.C as compared to 2010 E.C (41.17%). However, percentage of promoted students cannot reach the target set in ESDP V (86%).

3.4.8.4 Promotion rate of grade 12



Chart 3.15: promotion rate of grade 12

As shown in chart 3.35, the percentage of promoted students in grade 12 has shown ups and down trend throughout the year. In 2011 E.C 97.4% of grade 12 students go to higher education.

3.5. Integrated Functional Adult Education (IFAE)

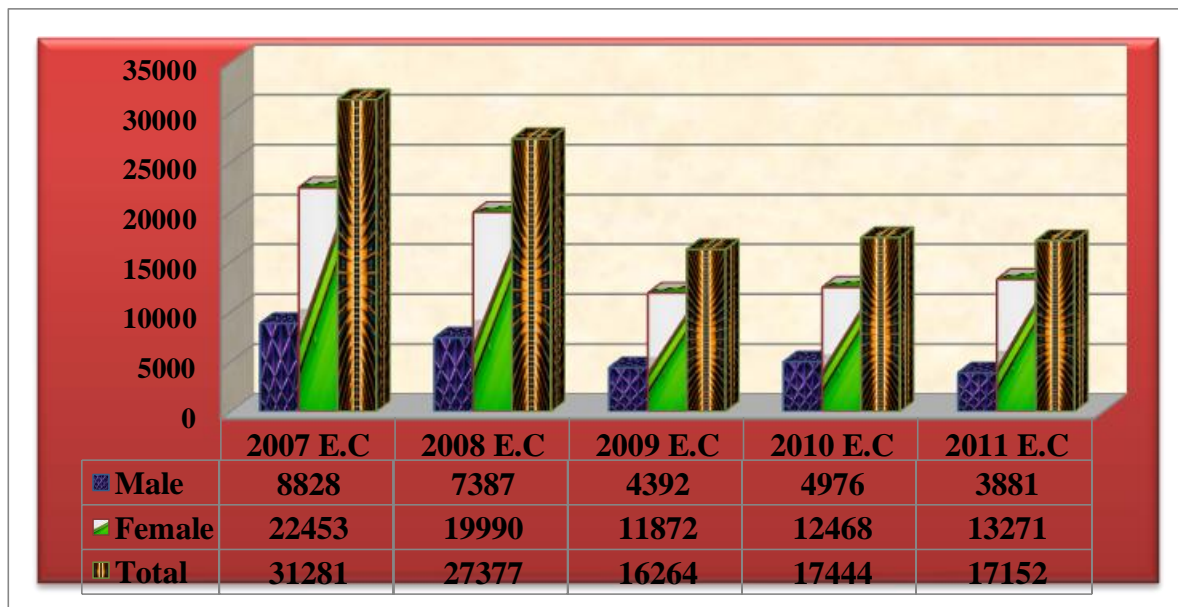


Chart 3.16: Integrated Functional Adult Education (IFAE) Enrollments

Chart 3.36 presents an increment in female enrollments in Integrated Functional Adult Education (IFAE) in the last two consecutive years. In sum, the number of attendants observed rising and falling trends. The number of female adults is dominant in all of academic years.

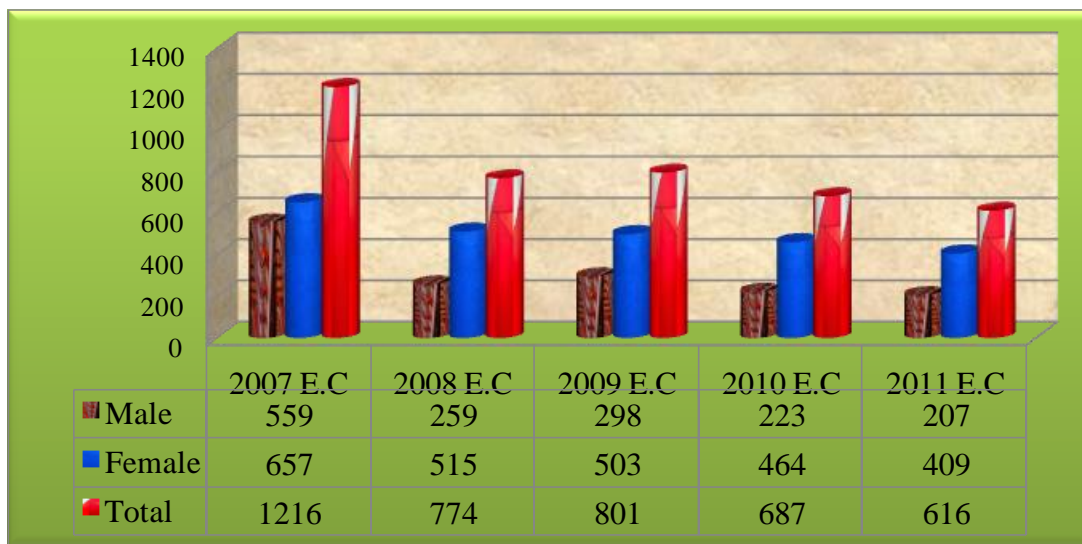


Chart 3.17: Integrated Functional Adult Education (IFAE) facilitators.

Chart 3.37 demonstrates the number of facilitators deployed to run Integrated Functional Adult Education (IFAE). Accordingly, there were 207 Male and 409 Female in 2011 E.C. Thus, it is possible to conclude that the program was highly dominated by female facilitators.

3.6 School Feeding

Table 3.13: School Feeding Program beneficiaries at sub city level

Sub cities	Number of Government Primary School	Number of schools with Feeding Program	Number of Beneficiary students from “Government” program			Number of Beneficiary students from “Yenat Weg” program			Number of Beneficiary students from “other stakeholders” program			Number of schools without Feeding Program
			Male	Female	Total	Male	Female	Total	Male	Female	Total	
Addis Ketema	23	23	2428	2173	4601	945	1055	2000	121	120	241	0
Akaki Kality	26	25	3180	2692	5872	-	-	-	218	252	470	1
Arada	23	23	2560	2147	4707	1012	1057	2069	70	64	134	0
Bole	22	20	2516	2885	5401	57	61	118	791	878	1169	2
Kirkos	21	21	1500	1717	3217	1108	1162	2270	474	422	896	0
Gullele	20	20	2087	2099	4186	744	756	1500	139	135	274	0
Kolfe	28	28	3224	3533	6757	46	54	100	410	612	1022	0
Lideta	18	17	1723	2021	3744	296	236	532	246	492	738	1
Nifas Silk	24	22	2799	3287	6086	-	-	-	838	981	1819	2
Yeka	27	27	3411	2939	6350	-	-	-	1164	1204	2368	0
Total	232	226	25428	25493	50975	3263	3326	6589	4471	5160	9131	6

Table 3.13 depicts that in 2011 EC Academic Year 66,695 students are beneficiaries of school feeding program that is provided by different stakeholders. 50,975 students are benefited from the feeding program of the City government of Addis Ababa. 6589 students are supported by the intervention of “Yenat Weg” and the remaining 9,131 students are supported by various stakeholders. As shown in the table 6 government primary schools do not have feeding program. These schools are located in Akaki Kality, Bole, Lideta and Nifas Silk Lafto sub cities. This needs due attention of the respective Sub Cities education Offices and school principals.

3.7. School Facility

Schools are places where students acquire new knowledge, develop various skills and bring attitudinal changes. Schools play vital role in enhancing the social and personal values of students. Therefore, school facilities need due attention in planning worthy learning activities.

School facilities, such as library, laboratory, ICT and radio play invaluable role to enhance the quality of education and to create learners' friendly school environment. School facilities can be one of a determinant factor that contributes to improve student attendance. Cognizant of this, the CGAAEB has been doing its level best to avail school facilities and instructional resources in all government schools. In line with this, the 2011 E.C data related to school facilities in primary and secondary schools are shown as follows

Table 3.14: School Facility of Primary Schools 2011 E.C (2018/19)

Sub-city	Number of Schools		Schools having Library		Schools having Laboratory		Schools having ICT		Schools provide radio service		Schools having Pedagogy center	
	Government	Non-Government	Government	Non-Government	Government	Non-Government	Government	Non-Government	Government	Non-Government	Government	Non-Government
Addis Ketema	23	20	23	19	21	17	18	13	19	19	23	20
Akaki kality	26	50	24	48	18	37	12	25	24	46	18	47
Arada	23	25	23	25	23	25	18	21	19	22	23	24
Bole	22	88	19	86	17	78	15	65	21	75	19	86
Gullele	20	34	19	30	19	25	18	21	15	31	19	30
Kirkos	21	24	21	24	21	23	16	18	21	20	18	22
Kolfe-Keranio	28	99	25	91	23	86	20	63	32	75	31	86
Lideta	18	16	15	9	15	7	16	7	18	8	18	9
Nifasilk-Lafto	24	111	24	110	22	93	19	84	22	65	23	97
Yeka	27	86	24	83	23	81	18	61	21	62	25	82
Total	232	553	219	523	204	470	173	375	215	420	218	502

Library: Table 3.14 depicts that of the total 232 government and 553 non-government primary schools, 219 and 523 have libraries respectively. This reveals that a significant number of private schools do not have libraries that serve their respective students.

Laboratory: the presence of a multipurpose (three-in- one) and well-organized laboratory is crucial for all primary schools to make the teaching –learning process more practical and appealing to the learners. However, among the total 232 government and 553 non-government primary schools, 204 and 470 have laboratories respectively. As the data reveals that a significant number of government and private schools do not have laboratories for their students.

Information and communication technology (ICT) plays a vital role in making tangible the teaching learning process through implementing simulation and others. However, the states of this input is poorest than library and laboratory services.

Radio: educational media plays a significant role in improving the quality of classroom education. CGAAEB broadcast educational programs for primary school students. These programs assist to have collaborated classroom teaching-learning process. Hence, all primary schools are required to have radios. The data in table 3.14 shows that only 17 Government primary schools do not use it while the number reached 133 in case of private primary schools .

School Pedagogical Center: These centers are important sources of locally prepared and or purchased teaching aids to support classroom teaching learning process. As shown in the table, 51 private and 14 government primary schools do not use educational media.



Table 3.15: School Facility in secondary and preparatory schools (in Private and Government schools)

Sub-city	No of Schools		No of schools with library service		No of schools with science laboratory service								No of schools with ICT laboratory service		No of schools with Plasma TV service		No of schools with Guidance and Counseling service	
					Non Government				Government									
	Non-Government	Government	Non-Government	Government	3 in 1	3 in 2	3 in 3	No science laboratory	3 in 1	3 in 2	3 in 3	No science laboratory	Non-Government	Government	Non-Government	Government	Non-Government	Government
Addis Ketema	5	5	5	5	2	0	3	0	0	0	5	0	5	5	0	5	4	5
Akaki Kality	6	10	6	9	1	0	5	0	4	2	3	1	6	8	1	7	6	9
Arada	12	8	12	8	1	1	10	0	0	0	8	0	12	8	0	7	12	8
Bole	27	8	24	8	4	1	14	8	1	0	5	2	25	8	0	6	18	12
Gulele	14	7	14	7	1	4	9	0	1	0	6	0	14	7	0	6	12	6
Kirkos	7	5	7	5	2	0	5	0	1	0	3	0	7	5	1	4	6	5
Kolfe Keranio	25	8	23	8	4	4	17	0	1	1	6	0	24	7	0	8	19	8
Lideta	0	3	0	3	0	0	0	0	0	0	3	0	0	3	0	3	0	3
Nifas Silk	37	10	33	9	4	7	25	0	3	2	5	0	34	9	3	9	29	7
Yeka	16	9	10	9	6	1	9	0	0	0	9	0	14	8	0	6	9	9
Total	149	73	134	71	25	18	97	8	11	5	53	3	141	68	5	61	115	72

Libraries: As shown in table 3.15, 15 private and 2 government secondary and preparatory schools do not have library service.

Laboratories: Among 222 private and government schools, 11 schools do not have any science laboratory, 36 schools have 3 in 1 and 23 schools have 3 in 2 laboratories. 150 Schools fulfill the expected standard in having 3 separate laboratories for the 3 science subjects.

Information and communication (ICT): as indicated in the table 8 private and 5 government schools do not have ICT laboratories.

Plasma: The satellite television educational program mainstreamed to improve the quality of learning in secondary schools is commonly called the 'Plasma' program. As shown in table, 141 private and 12 government secondary and preparatory schools do not have plasma television to provide television-assisted instruction.

3.8: Pupils with Disability

Table 3.16: Pre-primary Education Enrollment of pupils with Disability

Sub-City	Visual Impairment		Hearing Impairment		Physical Impairment		Intellectual Disability		Other		Total		
	M	F	M	F	M	F	M	F	M	F	M	F	T
Addis Ketema	5	8	8	4	2	3	2	0	0	0	17	15	32
Akaki-Kaliti	0	0	1	1	3	4	7	2	3	2	14	9	23
Arada	0	0	0	0	1	1	7	4	4	0	12	5	17
Bole	22	22	24	14	7	10	38	36	83	46	174	128	302
Gullelie											0	0	0
Kirkos	1	2	0	1	3	1	10	9	0	2	14	15	29
Kolfe-Keranio	16	15	13	7	11	9	22	17	64	39	126	87	213
Lideta	8	3	4	2	2	3	9	7	36	16	59	31	90
Nefas Silk-Lafto	4	2	2	4	32	17	26	19	29	14	93	56	149
Yeka	4	3	3	6	18	19	27	27	47	42	99	97	196
Total	60	55	55	39	79	67	148	121	266	161	608	443	1051

The data in Table 3.16 shows that 1,051 pupils with disability were enrolled in pre-primary schools in the academic year 2011 EC. Among students with disability: 115 were visually impaired, 94 pupils had hearing impairment, 146 pupils were Physical impaired and 269 pupils had intellectual Disability. The majority of the pupils (427) had various disabilities which are referred as others.²

² Others : with Communication, Behavioral and socialization, Learning, Multiple and Autistic problems

Table 3.17: Primary Education (grade 1-8) Enrollment of Pupils with Disability

Sub-City	Visual Impairment		Hearing Impairment		Physical Impairment		Intellectual Disability		Other		Total		
	M	F	M	F	M	F	M	F	M	F	M	F	T
Addis Ketema													
Akaki-Kaliti	35	31	15	20	14	6	13	14	6	5	83	76	159
Arada	34	27	9	5	10	5	14	8	32	10	99	55	154
Bole	100	103	88	97	37	21	50	31	129	82	404	334	738
Gullelie													
Kirkos	71	91	27	34	15	20	33	35	59	73	205	253	458
Kolfe-Keranio	51	90	20	27	32	11	39	24	33	30	175	182	357
Lideta	35	54	2	7	10	7	15	4	35	27	97	99	196
Nefas Silk-Lafto	134	183	49	56	18	14	50	23	64	56	315	332	647
Yeka	124	148	33	45	28	36	103	78	144	165	432	472	904
Total	584	727	243	291	164	120	317	217	502	448	1810	1803	3613

In 2011 EC, 3,613 students with disability were enrolled in primary education. Among these students 1,311 students had visual Impairment, 534 students had hearing Impairment, 284 students had Physical Impairment, 534 students had Intellectual Disability and 950 students had more than one disability.

Table 3.18: The Secondary Education (grade 9-12) Enrollment of pupils with Disability

Sub-City	Visual Impairment		Hearing Impairment		Physical Impairment		Intellectual Disability		Other		Total		
	M	F	M	F	M	F	M	F	M	F	M	F	T
Addis Ketema	18	20	9	10	4	4	18	12	15	12	64	58	122
Akaki-Kaliti	6	24	3	3	13	4	4	1	18	31	44	63	107
Arada	29	46	74	78	6	4	3	2	15	13	127	143	270
Bole	46	63	6	3	5	8	14	10	56	61	127	145	272
Gullelie	11	13	0	1	6	0	0	0	1	0	18	14	32
Kirkos	5	4	1	1	8	3	10	8	8	5	32	21	53
Kolfe-Keranio	11	7	7	4	11	5	3	1	9	17	41	34	75
Lideta	2	4	2		1						5	4	9
Nefas Silk-Lafto	40	39	8	7	7	5	6	3	6	6	67	60	127
Yeka	34	87	8	2	15	6	17	11	60	42	134	148	282
Total	202	307	118	109	76	39	75	48	188	187	659	690	1349

According to the table 3.18, the enrollments of students with disability are: - Visual Impairment 509 (37.73%), Hearing Impairment 227 (16.82%), Physical Impairment 115 (8.52%), intellectual disability 123 (9.11%) and others 375(27.79%).

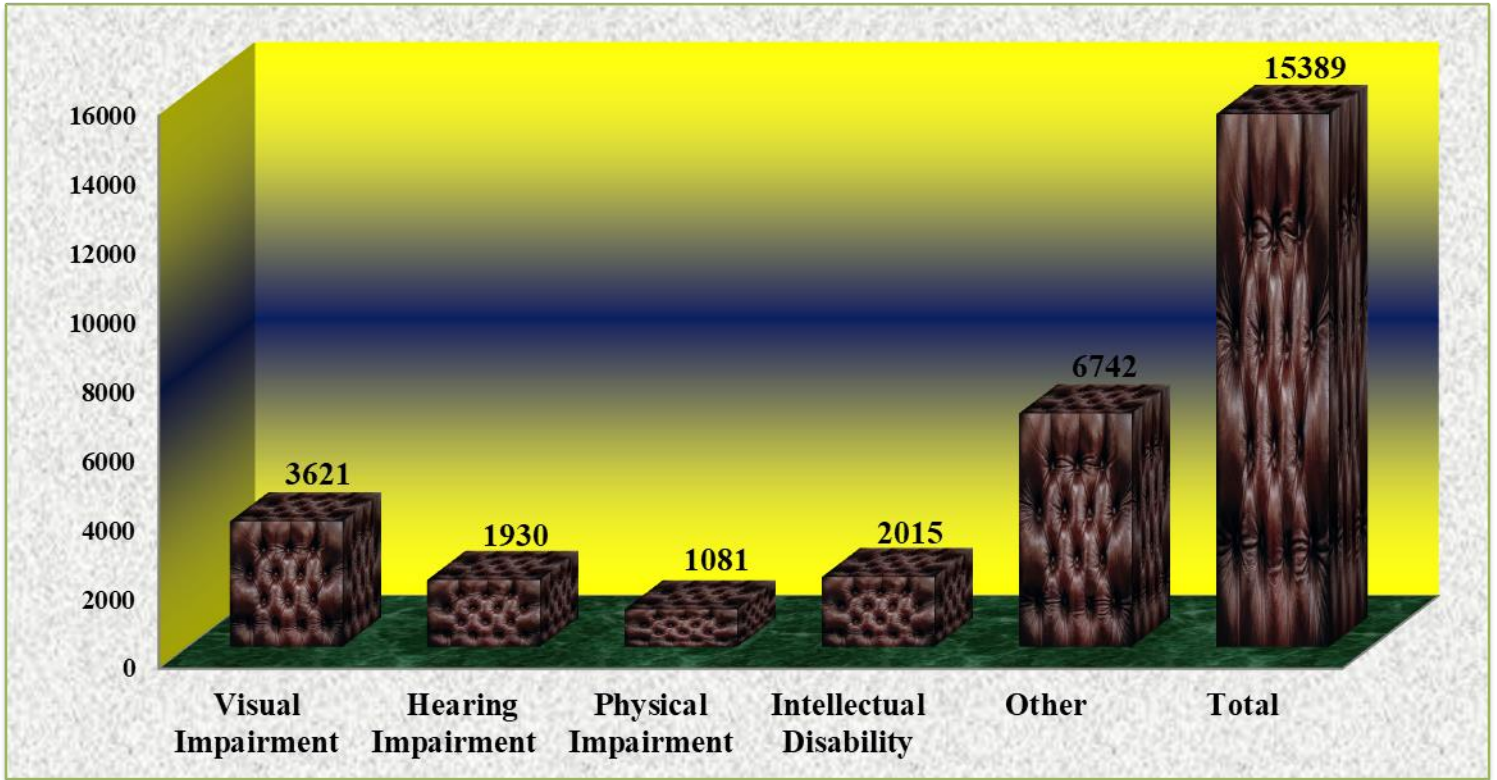


Chart 3.18: The total Enrollment of pupils with disability from KG – grade 12

Chart 3.38 shows that 15,389 students with disabilities enrolled in 2011 E.C. It also indicates the number of students with their disability category as follows: Visual Impairment, Hearing Impairment, Physical Disability, Intellectual Disability and others are 3621, 1930, 1081, 2015 and 6742 respectively

Table 3.19: The enrollment of Pupils with Disability from Year 2007 E.C-2011 E.C

Students With Special needs	2007 E.C			2008 E.C			2009 E.C			2010 E.C			2011 E.C		
	M	F	T	M	F	T	M	F	T	M	F	T	M	F	T
Visual Impairment	610	573	1183	2514	3446	5960	1633	1966	3599	1417	1528	2945	1536	2085	3621
Hearing Impairment	405	406	811	982	1033	2015	1122	1224	2346	841	821	1662	985	945	1930
Intellectual Disability	359	308	667	748	628	1376	707	550	1257	793	586	1379	636	445	1081
Physical Disability	740	836	1576	855	689	1544	481	404	885	496	417	913	1076	939	2015
Others	4908	5011	9919	8906	7377	16283	5005	4879	9884	5769	4879	10648	3662	3080	6742
Total	7022	7134	14156	14005	13173	27178	8948	9023	17971	9316	8231	17547	7895	7494	15389

As indicated in table 3.19, the enrollment of pupils with disability in year 2010-2011 E.C has shown a decrease trend.

The CGAAEB has not given due attention to give access to students with disability regarding of their impairment and learning difficulties.

Table 3.20: The enrollment of students with Disability in all levels (2011 E.C)

Level	Total number of students			Students with Disability		
	2011 E.C			2011 E.C		
	Male	Female	Total	Male	Female	Total
Pre Primary	100126	95807	195933	1173	794	1967
Primary	256916	299634	556550	6063	6010	12073
Secondary & Preparatory	71902	86548	158450	659	690	1349
Total	428944	481989	910933	7895	7494	15389

According to the data in table 3.20, the enrollment rate of Students with disability as compared with the total number of students for all levels in year 2011 E.C in preprimary, primary, and secondary & preparatory schools were 1.00%, 2.16%, and 0.85%, respectively. The average participation of students with disability from the total number of students is 1.68%.

3.9 Teachers and School leadership

3.9.1 Teachers

Table 3.21: Total Qualification of teachers in preprimary (2011E.C)

School Level	Certificate			Diploma			Degree			Total		
	M	F	T	M	F	T	M	F	T	M	F	T
pre- primary	60	6553	6613	38	1746	1784	34	1573	1607	132	9872	10,004

Table 3.21, depicts the qualification of the teaching staff in pre-primary schools belonging to all ownership. Accordingly, in pre-primary schools 6,613, 1,784 and 1,607 teachers were graduated in certificate, diploma and degree program. As can easily be noticed, the female teachers make an overwhelming majority in terms of number.

Table 3.22: Government pre-primary school teachers (2011 E.C)

Sub - city	Certificate			Diploma			Degree			Total		
	M	F	T	M	F	T	M	F	T	M	F	T
Addis Ketema	1	143	144	1	30	31	0	8	8	2	181	183
Akaki Kality	7	209	216	0	29	29	1	1	2	8	239	247
Arada	2	120	122	2	17	19	0	0	0	4	137	141
Bole	12	192	204	1	48	49	1	1	2	14	241	255
Gulele	3	205	208	4	21	25	0	11	11	7	237	244
Kirkos	3	137	140	1	6	7	0	0	0	4	143	147
Kolfe Keranio	7	197	204	1	23	24	0	0	0	8	220	228
Lideta	1	91	92	1	2	3	0	0	0	2	93	95
Nifas Silk Lafto	1	225	226	2	44	46	0	8	8	3	277	280
Yeka	5	335	340	3	12	15	0	0	0	8	347	355
Total	42	1854	1896	16	232	248	2	29	31	60	2115	2175

Table 3.22 depicts government preprimary teachers' academic qualifications. As shown in the table 1896, 248 and 31 teachers were certificate, diploma and degree graduates respectively. Addis Ketema, Bole, Gulele and Nifas Silk Lafto are the only sub cities that had teachers with Degree qualification.

Regarding the population of teachers in the aforementioned qualification the majority belongs to certificate level. Sex wise, males constitute the minority, while females make the largest majority of the total teacher population.

Table 3.23: Non-government pre- primary school teachers (2011E.C)

Sub - city	Certificate			Diploma			Degree			Total		
	M	F	T	M	F	T	M	F	T	M	F	T
Addis Ketema	1	204	205	0	55	55	3	32	35	4	291	295
Akaki Kality	4	566	570	3	118	121	3	111	114	10	795	805
Arada	1	268	269	1	74	75	0	27	27	2	369	371
Bole	3	524	527	5	374	379	10	506	516	18	1404	1422
Gulele	1	272	273	1	75	76	0	28	28	2	375	377
Kirkos	0	132	132	1	77	78	3	84	87	4	293	297
Kolfe Keranio	4	1072	1076	3	137	140	1	88	89	8	1297	1305
Lideta	0	147	147	0	18	18	0	45	45	0	210	210
Nifas Silk	2	953	955	8	309	317	8	354	362	18	1616	1634
Yeka	2	518	520	0	274	274	4	269	273	6	1061	1067
Total	18	4656	4674	22	1511	1533	32	1544	1576	72	7711	7783

Table 3.23 shows qualification of pre- primary school teachers in non government schools. As shown in the table, 4,674 teachers were graduated in certificate. 1,533 and 1,576 teachers were Diploma and Degree graduates respectively. Nifas Silk Lafto has the largest number of teachers while Lideta and Kirkos sub cities have the smallest number. With respect to sex, the number of males was 72 while the females took the lion's share 7711.

Table 3.24: Qualification of teachers in primary schools (2011E.C)

School Level	Certificate			Diploma			Degree			Masters and above			Total		
	M	F	T	M	F	T	M	F	T	M	F	T	M	F	T
Primary	116	476	592	5046	6404	11450	7055	4896	11951	165	110	275	12382	11886	24268

As the table indicates in 2011 E.C., there were 24,268 primary school teachers. Among these teachers 592, 11,450, 11, 951 and 275 were holding Certificate, Diploma, Bachelor’s degree and Master’s degree respectively. In addition, primary schools were highly dominated by bachelor degree holders. On the contrary, a significant number of primary school teachers were certificate graduates.

Table 3.25: Government primary school teachers (2011E.C)

Sub – city	Certificate			Diploma			Degree			Masters and above			Total		
	M	F	T	M	F	T	M	F	T	M	F	T	M	F	T
Addis Ketema	4	6	10	310	322	632	196	129	325	0	0	0	510	457	967
Akaki Kality	2	13	15	413	487	900	204	207	411	0	8	8	619	715	1334
Arada	2	16	18	223	324	547	198	154	352	1	0	1	424	494	918
Bole	0	10	10	301	494	795	246	247	493	1	1	2	548	752	1300
Gulele	5	10	15	271	360	631	325	194	519	12	4	16	613	568	1181
Kirkos	2	4	6	190	280	470	163	104	267	0	0	0	355	388	743
Kolfe	2	13	15	592	855	1447	409	330	739	1	0	1	1004	1198	2202
Lideta	2	9	11	246	251	497	146	61	207	0	0	0	394	321	715
Nifas Silk	6	28	34	308	563	871	253	283	536	10	4	14	577	878	1455
Yeka	6	31	37	408	732	1140	260	283	543	0	0	0	674	1046	1720
Total	31	140	171	3262	4668	7930	2400	1992	4392	25	17	42	5718	6817	12535

Table 3.25 shows government primary school teachers’ qualifications. In 2011 E.C., 171, 4668, 4,392 and 42 teachers were graduated in certificate, diploma, degree and masters level respectively. This indicates that primary schools were highly dominated by diploma and degree holders.

Table 3.26: Non-government primary schools teachers (2011E.C)

Sub - city	Certificate			Diploma			Degree			Masters and above			Total		
	M	F	T	M	F	T	M	F	T	M	F	T	M	F	T
Addis Ketema	2	15	17	95	56	151	142	115	257	3	2	5	242	188	430
Akaki Kality	6	19	25	120	135	255	308	193	501	48	43	91	482	390	872
Arada	5	12	17	86	128	214	304	202	506	8	1	9	403	343	746
Bole	13	53	66	227	252	479	883	564	1447	18	14	32	1141	883	2024
Gulele	11	13	24	145	122	267	259	122	381	3	0	3	418	257	675
Kirkos	2	13	15	97	82	179	279	141	420	9	4	13	387	240	627
Kolfe	17	81	98	362	380	742	649	368	1017	10	13	23	1038	842	1880
Lideta	0	2	2	20	21	41	108	79	187	0	0	0	128	102	230
Nifas Silk	21	98	119	358	308	666	1041	719	1760	24	4	28	1444	1129	2573
Yeka	8	30	38	274	252	526	682	401	1083	17	12	29	981	695	1676
Total	85	336	421	1784	1736	3520	4655	2904	7559	140	93	233	6664	5069	11733

As shown in the table, in 2011 E.C., there were 11, 733 teachers in non-government primary schools. Among these teachers 421 were graduated in certificate. 3,520 were diploma graduates while 7,559 were degree holders. The remaining 233 teachers had second degree. This shows that non-government primary schools were largely dominated by first degree holders.

Table 3.27: Qualification of teachers in secondary schools (Grade 9-10)

School Level	Diploma			Degree			Masters and above			Total		
	M	F	T	M	F	T	M	F	T	M	F	T
secondary /grades 9-10/	39	30	69	4192	1184	5376	135	22	157	4365	1236	5601

Regarding secondary schools, the teaching staffs were almost staffed with first and second degree holders. Concerning sex, the males' population alarmingly took the upper hand as the grade level increases. To this end, the numbers of teachers in the first cycle secondary schools were 4,365 males and 1,236 females. 69 teachers were graduated at Diploma level which is below the stated standard.

Table 3.28: Government secondary /grades 9-10/schools teachers

Sub - city	Diploma			Degree			Masters and above			Total		
	M	F	T	M	F	T	M	F	T	M	F	T
Addis Ketema	0	0	0	242	71	313	0	0	0	242	71	313
Akaki Kality	1	0	1	285	159	444	10	2	12	296	161	457
Arada	1	0	1	223	74	297	4	0	4	228	74	302
Bole	0	0	0	273	121	394	7	1	8	280	122	402
Gulele	0	0	0	248	64	312	6	1	7	254	65	319
Kirkos	0	0	0	168	57	225	0	0	0	168	57	225
Kolfe Keranio	0	0	0	400	138	538	2	0	2	402	138	540
Lideta			0	143	37	180	6	1	7	149	38	187
Nifas Silk	0	0	0	302	72	374	3	1	4	305	73	378
Yeka	0	0	0	388	190	578	0	0	0	388	190	578
Total	2	0	2	2672	983	3655	38	6	44	2712	989	3701

As indicated in table 3.28, government secondary schools had 2, 3,655 and 44 teachers graduated in diploma, first and masters degree respectively. Yeka sub city possessed the highest number of teachers which was 578 while Lideta sub-city exhibited the least number of teachers which was 187. Regarding sex, the number of males was 2712 while females were 989.

Table 3.29: Non-Government secondary /grades 9-10/schools teachers

Sub - city	Diploma			Degree			Masters and above			Total		
	M	F	T	M	F	T	M	F	T	M	F	T
Addis Ketema	0	13	13	38	4	42	0	13	13	38	30	68
Akaki Kality	0	0	0	66	8	74	1	0	1	67	8	75
Arada	3	0	3	138	27	165	20	0	20	161	27	188
Bole	0	0	0	244	32	276	19	1	20	263	33	296
Gulele	0	0	0	144	15	159	5	0	5	149	15	164
Kirkos	1	0	1	86	21	107	15	0	15	102	21	123
Kolfe Keranio	10	1	11	257	35	292	20	0	20	287	36	323
Lideta												
Nifas Silk Lafto	20	10	30	362	41	403	7	0	7	390	57	447
Yeka	1	0	1	185	18	203	10	2	12	196	20	216
Total	35	24	59	1520	201	1721	97	16	113	1653	247	1900

As can be seen from table 3.29, non-government secondary schools had 59, 1721 and 113 teachers qualified with diploma, first and second degrees respectively. The highest number of teachers, 452 (23.81%), is shown in Nifas silk Lafto sub-city while the lowest is seen in Akaki Kality Sub City.

On the other hand, Lideta sub-city had no any non-government secondary school. Regarding sex, the number of male teachers was higher than females.

Table 3.30: Qualification of teachers in Preparatory schools /grades 11-12/

School Level	Diploma			Degree			Masters and above			Total		
	M	F	T	M	F	T	M	F	T	M	F	T
preparatorys /grades 11 - 12/	46	18	64	2014	306	2320	733	146	879	2793	470	3263

Regarding preparatory schools, there were a total of 3,263 teachers. To this end, 64, 2320 and 879 preparatory school teachers were qualified with Diploma, first and second degrees respectively.

Table 3.31: Government preparatory /grades 11 - 12/ schools teachers

Sub – city	Diploma			Degree			Masters and above			Total		
	M	F	T	M	F	T	M	F	T	M	F	T
Addis Ketema	3	0	3	109	21	130	66	13	79	178	34	212
Akaki Kality	0	0	0	80	15	95	42	12	54	122	27	149
Arada	0	0	0	117	33	150	71	5	76	188	38	226
Bole	3	0	3	114	28	142	44	9	53	161	37	198
Gulele	0	0	0	80	12	92	76	17	93	156	29	185
Kirkos	0	0	0	35	10	45	33	8	41	68	18	86
Kolfе Keranio	0	0	0	85	17	102	50	27	77	135	44	179
Lideta			0	31	8	39	16	5	21	47	13	60
Nifas Silk Lafto	0	0	0	122	25	147	62	10	72	184	35	219
Yeka	1	0	1	88	33	121	72	14	86	161	47	208
Total	7	0	7	861	202	1063	532	120	652	1400	322	1722

As can be seen from table 3.31, in government preparatory schools there were 7, 1063, and 652 diploma, first degree and second degree holders respectively. On the other hand in Addis Ketema, Bole and Yeka sub cities, there were diploma holders. Which is below the standard.

Table 3.32: Non-Government preparatory /grades 11 - 12/ schools teachers

Sub - city	Diploma			Degree			Masters and above			Total		
	M	F	T	M	F	T	M	F	T	M	F	T
Addis Ketema	0	0	0	44	17	61	9	6	15	53	23	76
Akaki Kality	0	0	0	63	6	69	7	0	7	70	6	76
Arada	9	7	16	83	9	92	31	2	33	123	18	141
Bole	0	0	0	217	16	233	44	7	51	261	23	284
Gulele	0	0	0	98	8	106	15	2	17	113	10	123
Kirkos	0	0	0	77	7	84	19	4	23	96	11	107
Kolfе Keranio	2	0	2	137	4	141	28	3	31	167	7	174
Lideta			0			0			0			
Nifas Silk Lafto	28	11	39	303	31	334	25	2	27	356	44	400
Yeka	0	0	0	131	6	137	23	0	23	154	6	160
Total	39	18	57	1153	104	1257	201	26	227	1393	148	1541

In non-government preparatory schools 57 teachers are at diploma level, while the majority constituting 1,257 were degree holders and the remaining 227 had master's degree. The table also depicts that Lideta sub city did not have non-government preparatory schools. Regarding sex, males accounted 1393 while females were 148.

Note: - A number of teachers, in non-governmental schools, are assigned to teach at different grade levels. Hence, in order to avoid double count, the number of teachers is taken on the basis of the grade levels in which the teachers have the highest number of periods. This in turn deceives to get the accurate number of teachers deployed at each level.

3.9.2 Teachers with Disability

Table 3.33: Teachers with Disability

Subcity	Visual Problem			Hearing Problem			Physically Disabled		
	Male	Female	Total	Male	Female	Total	Male	Female	Total
Addis Ketema	11	5	15	7	6	13	7	2	9
Akaki Kality	3	11	14	0	0	0	5	2	7
Arada	19	15	34	10	8	18	6	3	9
Bole	19	21	40	9	10	19	16	6	22
Gulele	27	34	61	3	1	4	10	3	13
Kirkos	18	15	33	1	0	1	5	2	7
Kolfe Keranio	30	26	49	55	50	105	12	6	18
Lideta	15	12	27	2	2	4	2	0	2
Nifas Silk	14	17	31	2	1	3	9	5	14
Yeka	23	16	40	6	4	6	11	4	15
Total	179	172	351	95	82	177	83	33	116

According to the data collected the total number of teachers with disability was 644 in 2011 E.C (2018/19). The number of teachers with visual problem was 351 (179 Males and 172 Females). The number of males is greater than females. The number of teachers with hearing and physically disability were 177 (95 Males and 82 Females) and 116 (83 Males and 33 Females) respectively. Visual problem was the dominant disability problem.

3.9.3 Principal and Supervisor

3.9.3.1 School Leaders by Qualification

Table 3.34: Primary Government school Principals (2011E.C)

Subcity	Principals								Total
	MA in EDPM		Degree in EDPM		MA in Other		Degree in Other		
	Male	Female	Male	Female	Male	Female	Male	Female	
Addis Ketema	3	1	49	15	3	0	0	3	74
Akaki Kality	6	3	20	11	0	0	19	9	68
Arada	1	1	23	21	3	0	13	8	70
Bole	4	0	46	23	3	0	0	0	76
Gulele			6	6	0		37	25	74
Kirkos	0	0	16	7	0	0	26	17	66
Kolfe Keranio	0	0	92	21	0	0	3	2	118
Lideta	2	0	26	16	0	0	4	2	50
Nifas Silk	0	0	34	16	1	0	10	6	67
Yeka	0	0	16	12	4	1	56	16	105
Total	16	5	328	148	14	1	168	88	768

Table 3.34 shows the number of government primary schools principals. Accordingly, a large number of government primary school principals 328 males and 148 females as well as 16 Males and 5 Females were BA/ BSC and MA/ MSC holders in other fields of studies respectively. On the other hand, the number of principals graduated in the field of Educational Planning and Management (EdPM) were 16 Males and 5 Females and 168 Males and 88 Females in MA and BA degree respectively. Female (242) principals were dominated by males (526) principals.

Table 3.35: Cluster Supervisors (2011E.C)

Subcity	Cluster Supervisor								Total
	MA in EDPM		Degree in EDPM		MA in Other		Degree in Other		
	Male	Female	Male	Female	Male	Female	Male	Female	
Addis Ketema	4	3	11	0	0	0	1	1	20
Akaki Kality	1	0	6	2	2	0	1	0	12
Arada	2	0	1	1	0	0	6	5	15
Bole	1	1	16	3	2	0	0	0	23
Gulele	0					1	11	3	15
Kirkos	0	0	0	0	0	0	10	3	13
Kolfе Keranio	1	5	18	1	0		0		25
Lideta	0	0	5	3	0	0	0	0	8
Nifas Silk	3	1	12	3	1	3	5	0	28
Yeka	2	1	6	1	0	0	10	4	24
Total	14	11	75	14	5	4	44	16	183

As shown in the table, there were 138 males and 45 females cluster supervisors. The number of males is more double than females. 123 supervisors were Educational Planning and Management (EDPM) graduates while 60 cluster supervisors were graduated in different field of studies.

Table 3.36 : Primary Non-Government schools principals (2011E.C)

Subcity	Principals								Total
	MA in EDPM		Degree in EDPM		MA in Other		Degree in Other		
	Male	Female	Male	Female	Male	Female	Male	Female	
Addis Ketema	4	2	19	3	3	0	7	2	40
Akaki Kality	8	2	43	4	1	0	9	2	69
Arada	7	1	19	6	2	0	5	3	43
Bole	16	3	75	17	5	1	5	3	125
Gulele	9	1	20	4	4		23	6	67
Kirkos	4	1	11	2	2	0	14	5	39
Kolfе Keranio	3		85	6	2		4		100
Lideta	2	0	10	1	2	0	0	0	15
Nifas Silk	4	1	47	6	6	1	29	7	101
Yeka	17	3	77	14	6	2	23	4	146
Total	74	14	406	63	33	4	119	32	745

As indicated in the table, there were 557 principals that were, in primary non government schools, graduated in the field of EdPM. There remaining 118 principals were graduates various fields of studies. There is also considerable variation between males (632) and females (113) principals. Females were highly dominated by males.

Table 3.37: Secondary and Preparatory schools principals - Government (2011E.C)

Subcity	Principals								Total
	MA in EDPM		Degree in EDPM		MA in Other		Degree in Other		
	Male	Female	Male	Female	Male	Female	Male	Female	
Addis Ketema	12	1	5	0	0	0	2	0	20
Akaki Kality	15	5	11	2	2	0	0	0	35
Arada	11	4	6	1	1	0	4	1	28
Bole	13	1	7	3	2				26
Gulele	9	2	5	1	4	0	4	2	27
Kirkos	11	2	4	1	2	0	3	0	23
Kolfe Keranio	12	0	14	2	0	0			28
Lideta	5	0	5	1	1	0	0	0	12
Nifas Silk	10	1	7	2	4	0	4	0	28
Yeka	11	2	3	1	3	0	11	2	33
Total	109	18	67	14	19	0	28	5	260

As shown in the table, there were 260 secondary and preparatory principals. The secondary school principals graduated in the field of EdPM were 208 (176 Males and 32 Females). On the other hand, 52 (47 Males and 5 Females) principals were graduated in different of field of studies. The number of Females (37) is by far less than the number of Males (223).

Table 3.38: Secondary and preparatory schools Supervisors (2011E.C)

Subcity	Supervisor								Total
	MA in EDPM		Degree in EDPM		MA in Other		Degree in Other		
	Male	Female	Male	Female	Male	Female	Male	Female	
Addis Ketema	2	0	0	0	0	0	0	0	2
Akaki Kality	1	1	0	0	0	0	1	0	3
Arada	0	0	2	0	0	0	0	0	2
Bole	2	1	0		2			0	5
Gulele	1	2		0	1	0	2	0	6
Kirkos	0	1	0	0	1	1	0	1	4
Kolfe Keranio	5	1							6
Lideta	2	0	0	0	0	0	0	1	3
Nifas Silk	3	0	0	0	0	1	2	0	6
Yeka	4	0	0		0	0	0	0	4
Total	20	6	2	0	4	2	5	2	41

As shown in the table 3.38, there were 31 males and 10 females secondary school supervisors. The number of males is greater than females. On the other hand, 28 supervisors were graduated by educational planning and management while 13 supervisors were graduated in different field of studies.

Table 3.39: Secondary and Preparatory Private and other schools principals (2011E.C)

Subcity	Principals								Total
	MA in EDPM		Degree in EDPM		MA in Other		Degree in Other		
	Male	Female	Male	Female	Male	Female	Male	Female	
Addis Ketema	4	2	6	1	3				16
Akaki Kality	10	0	7	1	1	0	0	0	19
Arada	5	3	2	1	1	2	3	0	17
Bole	26	0	18	2	2	1	0		49
Gulele	11	0	8	1	3	5	5	0	33
Kirkos	4	0	2	0	0	1	2	0	9
Kolfe Keranio	4	0	20	1	0	0	3		28
Lideta	0	0	0	0	0	0	0		0
Nifas Silk	18	0	21	4	3	0	12	1	59
Yeka	12	1	12	0	1	0	5	0	31
Total	94	6	96	11	14	9	30	1	261

Table 3.39 shows the number Secondary and Preparatory principals in private schools. Accordingly, there were 261 (234 Males and 27 Females) Principals. The number of female principals is highly dominated by males. In addition 207 principals were graduated in Edpm While the remaining 254 principals were graduated in various fields of studies.

3.10 School water, sanitation and hygiene (WASH)

Table 3.40: WASH in Government Pre-primary schools (2011 E.C)

Subcity	No of Schools	No of Schools with drinking water	No of drinking water taps	Drinking water tap ratio	Child friendly drinking water tap	Student with disability friendly drinking water tap	No of school with water storage tank	No of schools with hand washing facility around latrine block	No of schools with latrine	No of Schools with separate latrine block for boys and girls	Latrine pit ratio			Disability friendly latrine	Child friendly latrine
											Latrine pit ratio for boys	Latrine pit ratio for girls	Latrine pit ratio for teachers		
Addis Ketema	16	16	142	1:28	14	4	8	7	12	3	1:105	1:103	1:13	3	12
Akaki-Kalitiy	25	18	141	1:49	10	2	7	5	19	3	1:89	1:86	1:13	2	9
Arada	15	15	138	1:19	13	6	10	7	15	1	1:48	1:49	1:5	3	15
Bole	19	13	116	1:43	14	11	11	10	16	1	1:72	1:63	1:10	3	13
Gullelie	18	17	148	1:29	13	3	12	13	14	1	1:62	1:57	1:6	2	14
Kirkos	17	16	137	1:22	10	1	12	9	17	2	1:43	1:40	1:5	3	14
Kolfe-Keranio	14	12	130	1:46	7	3	9	5	10	3	1:43	1:55	1:8	3	10
Lideta	11	10	128	1:16	9	6	11	8	11	3	1:43	1:19	1:6	4	9
N. Silk-Lafto	20	17	226	1:34	14	12	15	10	18	8	1:34	1:31	1:7	12	13
Yeka	28	24	193	1:41	18	5	18	17	23	1	1:43	1:66	1:20	4	20
Total	183	158	1273	1:33	122	53	113	91	155	26	1:58	1:57	1:9	39	129



As shown in table 3.40, of the 183 government pre-primary schools in the city 158(86.3 %) of them have water supply in their compound while 25 (13.7%) of the pre-schools have none. Child friendly drinking water tap (water taps appropriate to the age, height, and maturity level of children) is available. However, the availability of child friendly drinking water tap is not uniform. 50 % of the water taps were child friendly in Kolfe-Keranio where as it was 64.2% in Yeka Sub city. This indicates that availability drinking water taps is not to the standard. In addition, it is interesting to note that a number of Pre-primary schools in Akaki Kality and Addis Ketem sub cities do not have water shortage tanks.

In regards to water taps for pupil with disability, it is possible to say that pre primary schools are not ready to accommodate pupil with disability. 130 (71 %) pre –primary schools did not have friendly water taps for pupil with disability.

In regards to sanitation and hygiene, 155(84.69%) preprimary schools had toilets (Pit latrines) whereas 28 (15.31%) of them did not have toilets separated for kids. Only 26 (14.2%) of the preprimary schools have separate toilet blocks for boys and girls while 157 (85.8%) schools did not have. 39 (21.31 %) of pre primary schools were conducive for pupil with disability whereas 144 schools were not friendly for those who have special need.

91 (49.7%) of the preprimary schools had hand washing facilities around latrine block but, 92(50.3%) of them did have washing facilities. It is worth noting that government preprimary schools located in Bole, Gulelle and Yeka subcities are better off in providing hand washing facilities for children (81.21%, 77.77% and 60 % respectively). The ratio of pit latrine for boys is 1:58 while that of female is 1:57 and this is almost similar. The situation seems to be worse for Addis Ketema, Akaki, and Bole sub cities (1:105 and 1:103, 1:89 and 1:86, 1:72 and 1:63 for both sexes respectively). 129 (70.49 %) preprimary schools had child friendly latrine while the rest 54 preprimary schools were not conducive for kids.

Table 3.41: WASH in non government Preprimary Schools (2011 E.C)

Subcity	No of Schools	No of Schools with drinking water	No of drinking water taps	Drinking water tap ratio	Child friendly drinking water tap	Student with disability friendly drinking water tap	No of school with water storage tank	No of schools with hand washing facility around latrine block	No of schools with latrine	No of Schools with separate latrine block for boys and girls	Latrine pit ratio			Children with Disability friendly latrine	Child friendly latrine
											Latrine pit ratio for boys	Latrine pit ratio for girls	Latrine pit ratio for teachers		
Addis Ketema	28	28	275	1:16	28	6	19	21	28	8	1:34	1:36	1:7	5	28
Akaki-Kalitiy	106	106	666	1:20	82	41	46	43	106	6	1:29	1:27	1:6	17	79
Arada	33	32	314	1:22	30	13	22	28	33	8	1:33	1:33	1:7	8	30
Bole	139	137	925	1:23	126	102	99	105	139	30	1:32	1:31	1:7	57	141
Gullelie	47	47	493	1:18	46	21	41	37	47	5	1:38	1:36	1:7	15	46
Kirkos	28	27	278	1:19	25	12	17	15	28	7	1:45	1:38	1:9	10	27
Kolfe-Keranio	185	185	1458	1:18	157	130	151	149	185	62	1:30	1:27	1:6	107	179
Lideta	25	25	310	1:18	26	15	25	15	25	11	1:26	1:25	1:6	8	24
N.Silk-Lafto	199	199	1248	1:28	177	135	174	128	199	116	1:33	1:32	1:8	121	141
Yeka	134	132	918	1:22	124	78	113	109	134	50	1:29	1:28	1:7	41	121
Total	924	918	5637	1:21	823	553	707	650	924	303	1:33	1:31	1:7	389	816



The need for WASH facilities equally applies to private and other non government preprimary schools in Addis Ababa and the provision of these facilities are better than those of the government ones since the number of children are not as large as those in the government holdings. The WASH data in table 3.41 indicates that there were 924 non-government preprimary schools in Addis Ababa. 918 (99.3%) non government preprimary schools had drinking water. 823 (89.06 %) had child friendly water taps.

On the other hand, 533 (59.84%) non-government preprimary schools had friendly water taps for children with disability. 707 (76.5 %) non-government schools had water storage tank. 650 (70.3 %) non-government schools had hand washing facilities around the latrine block. But 274 (23.5 %) non-government schools did not have hand washing facilities around the latrine block. All non-government schools had latrines for kids. On contrary, 303(32.79 %) non-government schools had separate latrine blocks for boys and girls, where as 621 schools had not separate latrine blocks for boys and girls. However, 816 (88.31 %) non-government preprimary schools were reported as they had children friendly latrine.



Table 3.42: WASH in Government primary schools (2011 E.C)

Sub city	No of Schools	No of Schools with drinking water	No of drinking water taps	Drinking water tap ratio	Child friendly drinking water tap	Student with disability friendly drinking water tap	No of school with water storage tank	No of schools with hand washing facility around latrine block	No of schools with latrine	No of Schools with separate latrine block for boys and girls	Latrine pit ratio			Children with Disability friendly latrine	Child friendly latrine	No of schools with the provision of sanitary napkins pads for MHM for female students	No of schools with the access of MHM room for female students
											Latrine pit ratio for boys	Latrine pit ratio for girls	Latrine pit ratio for teachers				
Addis Ketema	23	23	590	1:39	21	4	20	18	23	9	1:81	1:106	1:7	6	19	20	2
Akaki-Kalitiy	26	22	525	1:66	16	6	18	9	24	11	1:93	1:122	1:16	5	18	17	5
Arada	23	22	481	1:33	20	5	17	13	23	9	1:40	1:54	1:9	3	19	20	6
Bole	22	20	639	1:72	14	12	13	13	20	7	1:65	1:93	1:13	6	16	20	7
Gullelie	20	16	539	1:45	18	8	16	14	19	13	1:48	1:64	1:14	2	14	16	4
Kirkos	21	21	421	1:45	18	4	20	20	20	12	1:49	1:76	1:8	3	16	20	6
K.Keranio	28	25	659	1:123	17	16	22	15	27	19	1:106	1:141	1:13	13	17	20	12
Lideta	18	18	368	1:44	14	10	17	12	18	11	1:48	1:66	1:7	4	16	17	12
N. Silk-Lafto	24	22	480	1:103	19	14	21	17	22	15	1:86	1:103	1:14	17	20	21	8
Yeka	27	27	869	1:60	23	9	25	24	27	14	1:81	1:102	1:18	5	22	23	5
Total	232	216	5091	1:63	180	88	189	155	223	120	1:70	1:93	1:12	65	177	194	67



As shown in table 3.42 above, altogether, there were 232 government schools in Addis Ababa in 2011 academic year where 216(93.1%) of these had drinking water supply. Among these 180 (77.5 %) water taps were children friendly. Of these, 88 (37.93 %) water taps were reported as friendly for children with disabilities. 189 (81.4%) government primary schools had water storage facilities. 155 (66.8%) primary schools had washing facilities around toilets.

On the other hand, 9 (3.88%) primary schools had no any toilets. In addition, 112 (48.28%) primary schools had no separate toilets blocks for boys and girls. 167 (71.99 %) schools did not have friendly toilets for children with disabilities. Moreover, 77 (23.71%) schools latrines were not children friendly.

194 (83.62.3%) of the schools had provided sanitary pads for their female students. However, the number of schools that provided room for female students MHM was 67 (28.8 %). This indicates that a number of government primary schools were not friendly for girls.



Table 3.43: Non-Government primary schools (2011 E.C)

Sub city	No of Schools	No of Schools with drinking water	No of drinking water taps	Drinking water tap ratio	Child friendly drinking water tap	Student with disability friendly drinking water tap	No of school with water storage tank	No of schools with hand washing facility around latrine block	No of schools with latrine	No of Schools with separate latrine block for boys and girls	Latrine pit ratio			Child ren with Disa bility friedl ny latrin e	Child friendly latrin e	No of schools with the provision of sanitary napkins for female students	No of schools with the access of MHM room for female students
											Latri ne pit ratio for boys	Latri ne pit ratio for girls	Latri ne pit ratio for teachers				
Addis Ketema	20	19	316	1:26	19	5	16	14	20	5	1:49	1:47	1:9	4	15	11	6
Akaki-Kalitiy	50	50	553	1:30	43	15	35	24	50	3	1:46	1:44	1:10	7	43	21	9
Arada	25	25	446	1:36	26	17	22	22	25	10	1:52	1:51	1:8	14	26	21	7
Bole	88	88	1041	1:31	87	70	74	79	88	26	1:35	1:36	1:9	30	90	81	25
Gullelie	34	34	524	1:27	38	18	37	31	34	8	1:45	1:45	1:9	17	40	34	9
Kirkos	24	24	320	1:37	22	16	22	20	24	14	1:55	1:48	1:11	10	24	21	9
Kolfe-Keranio	99	99	1244	1:33	93	77	95	78	99	48	1:47	1:50	1:8	51	100	81	104
Lideta	16	16	307	1:19	13	9	12	11	16	2	1:45	1:55	1:10	4	12	10	9
Nefas Silk-Lafto	111	106	1055	1:4:3	101	79	104	76	111	66	1:55	1:55	1:13	58	90	97	69
Yeka	86	86	1154	1:27	83	51	79	74	86	47	1:36	1:38	1:16	31	86	75	21
Total	553	547	5905	1:30	525	357	496	429	553	229	1:46	1:46	1:10	226	526	452	268



As shown in table 3.43, there were, in 2011 academic year, 553 non government schools in Addis Ababa. Among these schools, 547 of them had drinking water supply. In addition 525 schools had children friendly water taps, but, 196 schools did not have friendly water taps for children with disabilities. 496 (87%) schools had water storage facilities.

All non government schools (553) had latrines but half of them did not have hand washing facilities around latrines. Similarly, more than half of the schools did not have friendly latrines for children with disabilities. 452 schools had provided sanitary pads and napkins for girls, but, schools that availed MHM room were only 268 (47%).



Table 3.44: WASH in Government Secondary School (2011 E.C)

Subcity	No of Schools	No of Schools with drinking water	No of drinking water taps	No of functional drinking water taps	Drinking water tap ratio	Student with disability friendly drinking water tap	No of school with water storage tank	No of schools with hand washing facility around latrine block	No of schools with latrine	No of Schools with separate latrine block for boys and girls	Latrine pit ratio			Child ren with Disa bility frien dly latrine	No of schools with the provision of sanitary napkin for female students	No of schools with the access of MHM room for female students
											Latrine pit ratio for boys	Latrine pit ratio for girls	Latrine pit ratio for teachers			
Addis Ketema	5	5	255	224	1:32	1	5	4	5	5	1:57	1:70	1:13	3	5	3
Akaki-Kalitiy	10	8	137	96	1:72	2	6	3	2	7	1:64	1:78	1:11	3	6	3
Arada	8	8	165	128	1:49	5	7	7	8	7	1:42	1:40	1:8	2	6	6
Bole	8	7	188	170	1:54	3	6	5	7	4	1:51	1:75	1:11	1	7	4
Gullelie	7	6	211	186	1:44	2	5	6	6	5	1:70	1:70	1:11	1	4	1
Kirkos	5	4	127	115	1:40	1	3	4	4	3	1:59	1:47	1:12	1	4	2
Kolfe-Keranio	8	7	170	147	1:95	3	7	5	7	6	1:77	1:114	1:15	1	6	2
Lideta	3	3	54	20	1:69	1	3	1	3	2	1:67	1:57	1:9	1	2	3
Nefas Silk-Lafto	10	7	158	152	1:81	3	6	5	7	8	1:88	1:118	1:19	0	4	2
Yeka	9	8	213	172	1:68	3	6	6	8	5	1:54	1:87	1:11	1	7	1
Total	73	63	1678	1410	1:60	24	54	46	57	52	1:63	1:76	1:11	14	51	27



Table 3.44 shows the provision of WASH facilities. As indicated in the table, there were 73 government secondary schools. Among these schools 9 of them did not have any water supply. Although there were 1678 water taps in the secondary schools, 268 water taps were not functional. In addition, the water drinking tap ratio was 1: 60. Moreover, only 24 taps were friendly for children with disabilities. 54 secondary schools had water storage tanks while 46 of them had hand washing facilities around latrines. 57 of the schools had pit latrines while 52 schools had separate blocks for both sexes. The pit latrine student ratio was not uniform for males and females. It was 1:63 and 1:76 for male and female students respectively. In addition, teacher's latrine ratio was 1:11. On the other hand, 59 secondary schools had no friendly latrines for students with disabilities. 22 secondary schools did not have any provisions of sanitary pads and napkins for girls. On top of that, 46 secondary schools had no MHM room.



Table 3.45: Non-Government Secondary School (2011E.C)

Subcity	No of Schools	No of Schools with drinking water	No of drinking water taps	No of functional drinking water taps	Drinking water tap student ratio	Student with disability friendly drinking water tap	No of school with water storage tank	No of schools with hand washing facility around latrine block	No of schools with latrine	No of Schools with separate latrine block for boys and girls	Latrine pit ratio			Children with Disability friendly latrine	No of schools with the provision of sanitary napkin pads for MHM for female students	No of schools with the access of MHM room for female students
											for boys	for girls	for teachers			
Addis Ketema	5	5	69	80	1:26	4	5	5	5	4	1:57	1:53	1:6	1	4	2
Akaki-Kalitiy	6	5	119	108	1:32	1	5	2	5	2	1:47	1:47	1:32	0	1	2
Arada	12	12	87	86	1:80	9	11	11	11	8	1:70	1:88	1:11	6	11	3
Bole	27	19	217	214	1:39	24	23	23	21	6	1:28	1:33	1:10	19	24	7
Gullelie	14	16	166	158	1:35	2	10	15	15	10	1:72	1:97	1:9	53	10	1
Kirkos	7	7	108	108	1:32	6	7	7	7	5	1:49	1:47	1:11	7	7	4
Kolfe-Keranio	25	23	240	224	1:42	16	20	17	23	16	1:39	1:49	1:6	13	21	10
Nefas Silk-Lafto	37	34	479	467	1:30	19	30	24	32	22	1:43	1:44	1:33	8	28	30
Yeka	16	16	239	235	1:24	10	15	14	16	11	1:23	1:22	1:7	8	15	5
Total	149	137	1724	1680	1:34	91	126	118	135	84	1:43	1:48	1:13	115	121	64



As shown in the table 3.45, there 149 private and other secondary schools in 2011 E.C. Of this 137 had drinking water supply. Besides this, there were a total of 1724 water taps. But, 44 water taps were not functional. The water tap student ratio was 1:34. Of the total 1724 drinking water taps 91(5%) were only friendly for students with disabilities. 126 private and other secondary schools had drinking water storage tanks.

135 the schools had toilet facilities but 31 schools did not have hand washing facilities around latrines. The ratio of pit latrine for both sexes was more or less similar (1:43 and 1:48 for male and female students respectively). The pit latrine ratio for teachers was 1:13. On the other hand, 34 secondary schools were not friendly for disabled students. 121 schools had provided sanitary and napkins for girls' students. However, 85 schools had no any room accessible for MHM.



3.11 School Co-Curricular

Table 3.46: School Co-Curricular in Government Primary Schools (2010E.C)

Types of Clubs	No of Member Teacher			No of Member Student			Total		
	M	F	Total	M	F	Total	M	F	Total
Health	1405	1917	3322	4735	7074	11809	6151	9011	15162
Sport	2284	1324	3608	9473	7374	16847	11759	8710	20469
Art	808	871	1679	3092	3656	6748	3903	4540	8443
Language	1172	1286	2458	4107	5621	9728	5283	6921	12204
Science and Technology	1645	1099	2743	5310	4739	10049	6969	5842	12811
Social Science	1045	1125	2170	3796	4767	8543	4848	5909	10757
Civic and Ethical Education	1338	1548	2886	5068	7137	12205	6429	8696	15125
Social Service	1335	2437	3772	5326	5974	11290	6673	8417	15090
Environmental Protection	1202	1220	2452	4600	5373	9973	5819	6601	12420
Gender	948	2363	3311	3646	8391	12014	4617	10765	15382
Teachers of Tomorrow	1176	1225	2400	3678	5347	9025	4856	6584	11440
Total	14358	16415	30801	52831	65453	118231	67307	81996	149303

As shown in the Table 3.46, the number of teachers and students participation in different clubs in government primary schools. Accordingly, the participation of female teachers in clubs 16415 was greater than male teachers 14358. Similarly to teachers the participation of female students in clubs 65453 was also more than males' participation which is 5831. As can be seen from table 3.46 more participation is observed in Sport club, Gender, Civic and ethical education and Health were the most favorable clubs for primary level teachers and students in government schools. In this regard 118,231 students were participated in all clubs.

Table 3.47: School Co-Curricular in Private and Others Primary Schools (2010E.C)

Types of Clubs	No of Member Teacher			No of Member Student			Total Members		
	M	F	Total	M	F	Total	M	F	Total
Health	1224	999	2223	9774	10548	20322	6298	6557	12855
Sport	735	415	1150	7809	5963	13772	8546	6390	14936
Art	231	239	470	2563	3002	5565	2797	3254	6051
Language	618	462	1080	4498	5369	9867	5120	5845	10965
Science and Technology	670	345	1015	5428	4726	10154	6112	5075	11187
Social Science	346	244	590	2570	2713	5283	2923	2974	5897
Civic and Ethical Education	521	335	856	4200	5153	9353	4744	5499	10243
Social Service	416	419	835	3828	4419	8247	4256	4844	9100
Environmental Protection	494	402	896	4566	4878	9444	5077	5288	10365
Gender	258	658	916	2882	6681	9563	3163	7350	10513
Teachers of Tomorrow	488	358	846	2418	2996	5414	2908	3366	6274
Total	6001	4876	10877	50536	56448	106984	51944	56442	108386

Table 3.47, shows that like the governmental schools, the participation of female students in clubs was higher than male students' in private primary schools. Female participation in private school clubs was 56,442 whereas the participation of male students in clubs was 51,944.

In the case of teachers participation male teachers' participation was higher 6,001 than female participation 4,876.

Like the governmental schools more participants are interested and exhibited in sport. Science and technology, language and gender are the next populated co-curricular activities respectively.

Table 3.48: School Co-Curricular in Government Secondary and Preparatory Schools (2010E.C)

Types of Clubs	No of Member Teacher			No of Member Student			Total Members		
	M	F	Total	M	F	Total	M	F	Total
Health	918	483	1401	2957	3167	6124	3576	3481	7057
Sport	1193	265	1458	4250	2490	6740	5445	2767	8212
Art	248	84	332	840	803	1643	1091	900	1991
Language	458	272	730	1213	1485	2688	1675	1771	3446
Science and Technology	851	300	1151	1861	1310	3171	2717	1614	4331
Social Science	484	221	705	1205	1407	2612	1696	1645	3341
Civic and Ethical Education	498	269	767	1774	2201	3975	2295	2481	4776
Social Service	881	497	1378	2406	3184	5590	3299	3687	6986
Environmental Protection	612	362	974	1530	1547	3077	2159	1917	4076
Gender	553	547	1100	1564	3283	4847	2131	3841	5972
Teachers of Tomorrow	399	249	648	839	806	1645	1240	1067	2307
Total	7095	3549	10644	20439	21683	42112	27324	25171	52495

When compared to Male students' participation, the number of female students participated in different clubs in both government secondary and preparatory schools were advanced. Out of the total students participated in clubs 42,112, 21,683 were females, and the rest 20,439 were males. On the other hand, from the total number of 10, 644 teachers participating in clubs 7095 were to male teachers.

Table 3.48 also reveals that Students of government secondary and preparatory school show more interest on sport, Health, Social service, gender and civic and ethical education co-curricular activities. While comparatively small number of students are included in art, teachers of tomorrow, and social science co-curricular activities.

Table 3.49: School clubs in private and other nongovernment secondary and preparatory schools

Types of Clubs	No of Member Teacher			No of Member Student			Total Members		
	M	F	Total	M	F	Total	M	F	Total
Health	272	281	553	994	1368	2362	1277	1669	2946
Sport	388	106	494	3949	2499	6448	4339	2617	6956
Art	136	59	195	824	1013	1837	963	1085	2048
Language	302	159	461	1556	1914	3470	1862	2087	3949
Science and Technology	388	96	484	2361	1967	4328	2754	2067	4821
Social Science	213	64	277	1404	1807	3211	1624	1888	3512
Civic and Ethical Education	238	81	319	1591	2066	3657	1852	2158	4010
Social Service	328	128	456	2284	2605	4879	2624	2739	5363
Environmental Protection	1170	142	1312	1526	2123	3649	2713	2273	4986
Gender	152	267	419	764	2614	3378	930	2892	3822
Teachers of Tomorrow	198	50	248	528	573	1101	728	635	1363
Total	3785	1433	5218	17781	20549	38320	21666	22110	43776

As shown in the table, the participation of female students was remarkably greater than males. While in the case of teachers, the participation of male teachers was higher than females where **3,785** males were participated out of **5218** co-curricular activities members in private secondary and preparatory schools. In general, more teachers and students in private and other non-government secondary and preparatory schools had shown greater interest towards Sport co-curricular activities.

4. Education Finance

The concern of school finance or educational finance is the relationship between cost and expenditure in the production of educational services. The real cost of an activity is not simply money spent on it, but the alternative opportunities that have to be foregone or sacrificed when a particular choice is made. Resources allocated to an activity can either be measured in terms of expenditure (paid or money value) or in real terms (opportunity cost); it could be time put in by the teachers and students and services rendered by physical facilities (buildings, equipment and furniture) with respect to an educational process. The measurement of real cost is based on the opportunity cost concept.

For the purpose of achieving quality education delivery, both institutional and student financing require adequate attention and this is what education finance is all about. The goal of education finance is to ensure adequate provision and effective utilization of available resources, while at the same time exploring alternative strategies to ensure continuous inflow of resources for sustainable education.

Education finance can be classified into two, namely; institutional finance and student finance. Institutional finance relates to the cost of servicing the various inputs into the educational system, such as the human and physical resources. On the other hand, student finance can be defined as any form of assistance or aid by means of provision of money or material resources (books, equipment, stationery, materials) given to the students in need, to compliment the limited resources available to them in the course of studies, to help pay for their educational expenses. This can be in form of scholarships, loans, grants, bursaries, graduate fellowships, foreign aids, donations and exchange programmes.

Budgeting for Education encompasses the process of financial allocation built on education plan of a nation, balanced with adequate income plan and corresponding spending plan.

Education budget is the main government policy implementation tool which synchronizes the physical plan with revenue, cost and expenditure. It also serves as one of the angles to undertake education sector diagnosis. The source of education finance comprises of public budget

allocation, schools' internal income, voluntary contribution of community, private sectors support, development partners aid, NGOs and Charity organizations assistance.

City Government of Addis Ababa has given immense priority to allocate budget so as to attain education goals, objectives and targets. Based on this, the Bureau disbursed budget to achieve the second year of fifth term Education Sector Development Program/ESDP V/ and second year of second Growth and Transformation Plan/GTP-2/. The heart of these sector wide plans are improving management system, ensuring quality, enhancing internal efficiency, promoting access and equity and increasing IFAE. The greater part of the budget distribution of the Bureau was in accordance with these 5 priority issues.

In addition, the budget has facilitated the implementation of 7 cross-cutting programs; namely, gender mainstreaming, special need education, HIV/AIDS, environmental protection, education in emergencies, school health and nutrition and drug-substance abuse prevention.

Accordingly, at city level student teacher ratio, the class room student ratio, the textbook student ratio, the qualification level of teachers, net enrollment ratio and gender parity index have shown progress. Besides, the provision of educational equipment's like plasma, radio, school net technology, computer lab and science laboratory materials have improved. Generally, the public spending on education in Addis Ababa has increased from time to time.

4.1 Public Budget Allocation

Table 4.1: The amount of allocated public budget for education Sector for previous years

Budget Category	Budget Year/2004-2009E.C/						
	Institution	2006	2007	2008	2009	2010	2011
Recurrent	Bureau	93,544,195	108,326,979	128,525,750		138,045,732	143,624,605
	Sub-City	884,182,266	985,574,199	1,133,410,328		955,011,090	
Capital	Bureau	20,830,000	40,110,000	21,385,000		95,515,345	104,801,120
	Sub-City	178,569,676	466,958,139	408,230,000		1,237,413,790	
Total			1,177,126,137	1,600,969,317	1,691,551,078	1,934,583,719	248,425,725 (only Bureau budget)

Table 4.1 illustrated the expense of public recurrent budget has elevated from time to time. The average rate of progress from year to year was by 15.45%. This is mainly due to the increase of administrative costs (teachers and personnel salary & remuneration, goods, services, fixed assets and miscellaneous)

4.2 Community Voluntary Contribution

The community participation play pivotal role to improve teaching and learning environment. The community assists schools in providing human and financial resources through school leadership, building, expansion and renovation of classrooms or new schools, improving water, sanitation and hygiene facilities, as well as supply of educational materials (ICT equipment and accessories, science laboratories and library facilities).

Table 4.2: Community participation

Budget Year	Total contribution				
	Amount of Money collected	Material contribution in terms of money	Labor contribution in terms of money	Professional support in terms of money	Total
2006 E.C	34,691,968.00	6,237,010.00	-	391,839.00	41,118,007.8
2007 E.C	81,730,828.35	34,801,796.58	2,490,623.70	5,565,714.52	125,462,127.37
2008 E.C	52,504,089.39	6,949,814	4,372,424.7	6,569,740.5	100,773,119.93
2009 E.C					108,156,046.00
2010 E.C	230,304,752.47	34,833,535.66	4,888,946.00	3,713,526.00	273,740,760.13
2011 E.C					33,647,727.00

Table 4.2 depicted that the community participation for the last five years shows ups and down. To this end a reduction is observed in community involvement in 2011E.C as compared to other years.

4.3 Development Partners Assistance

The international donors have involved in sector development program in City Government of Addis Ababa Education Bureau are UNICEF and GEQIP (by integrated assistance of DFID, GPE, IDA/WB, Finland, USAID, Italy and others.) Their effort has been contributing to succeed in ESDP V, GTP-2 and Sustainable Development Goals (SDGs).

The assistance by GEQIP project is mainly targeted on GEQIP II six components: (i) Curriculum, Textbooks, Assessment & Examinations (CTAEI) ; (ii) Teacher Development Program (TDP); (iii) School Improvement Program; (iv) System Management and Capacity Building program; (v) ICT for Education (vi) Program Coordination, Monitoring and Evaluation, and Communication (PCMEC).

To implement those six components except ICT for education, allocated GEQIP budget is distributed in to three categories of educational institutions, namely, primary & secondary schools and ABE centers which is the first category and Kotebe metropolitan university and directorates in education bureau are the second and the third categories respectively.

Table 4.3: International Donors Financial Aid from the year 2004 (2011/12) - 2009 (2016/2017) in birr

Donor	Budget Year					
	2006(2013/14)	2007(2014/15)	2008(2015/16)	2009/2016/17	2010(2017/2018)	2011(2019/2020)
1. UNICEF	22,596,559	11,201,299	5,300,000	3,017,292	2,578,207.03	2,640,941
2. GEQIP Allocated budget(total)	17,234,036	28,827,982	26,697,287	43,092,729	43,427,356.4	31,809,266
2.1 School Grants (for schools only)	9,450,573	20,506,446	18,543,570	24,894,426	21,243,955	19,621,250
2.2 GEQIP allocated budget other than school grant	7,783,463	8,321,536	8,153,717	18,198,303	22,183,401.4	12,188,016.00

Table 4.3 indicates that the amount of UNICEF fund decreased from time to time. In 2011 E.C there was a little fund raising increment. Beside this, the allocation of GEQIP budget shows an increment in each year except 2011 E.C.

The share of school grant budget from total allocated GEQIP budget has a figure of 55%, 71%, 69%, 58%, 49% and 61.68% in described years respectively (2006 E.C, 2007 E.C, 2008 E.C, 2009 E.C 2010 E.C, and 2011 E.C).

4.3.1 School grant

The School Grants Program is an initiative by the Ministry of Education to improve school performance and the quality of education in all Government primary and secondary schools,

and Alternative Basic Education (ABE) Centers .It is funded under the General Education Quality Improvement Project II (GEQIP-II), which is supported by the Government of Ethiopia and development partners (world bank, DFID, GPE, Finland, USAID, Italy and others).

School Grants are payments made to all ABE centers and government schools in Ethiopia, based on the number of students enrolled in each institution. It is to be spent by each Parent, Student and Teacher Association, to deliver their School Improvement Plan and improve their school performance, with a special focus on improving the quality of teaching and learning.

In GEQIP-II, a special focus is on the teaching and learning environment and schools should spend at least fifty percent of their School Grant on teaching and learning domain.

School Grant is not meant to replace any existing and ongoing funding that is provided to the school or ABE center by parents and the community. But is an additional contribution to allow institutions to improve the teaching and learning environment.

4.3.2 Amount of School Grant

The Ministry of Education has set the minimum grant to be allocated for each student enrolled in schools and ABE centers. This is referred to as the ‘regular’ grant. In addition to this school grant, special consideration was taken in to account in allocation of school grant for special need in the rate of 1% and 2% from total school grants in school in 2008 E.C and 2009 E.C respectively.

Table 4.4: Minimum ‘regular’ grant amounts per student for each cycle

Grade 1-4	Grade 5-8	ABE	Grade 9-10	Grade 11-12
50 Birr	55 Birr	50 Birr	60 Birr	70 Birr

Table 4.4 indicated that students having a Grade 1-4, Grade 5-8 , ABE, Grade 9-10 and Grade 11-12 are granted birr 50, birr 55, birr 50 , birr 60 and birr 70 per student respectively.

Table 4.5: School grant budget distribution by sub city

Sub City	Year					Total	Percentage
	2007(2014/15)	2008(2015/16)	2009(2016/17)	2010(2017/18)	2011(2018/19)		
Addis Ketema	1,855,637.00	1,979,525.00	2,293,900	1,802,082	1,700,160	10,440,282	9.1
Akaki Kality	1,563,616.00	1,614,902.00	2,425,944	1,960,885	1,839,625	10,123,505	8.9
Arada	1,873,259.00	1,719,260.00	1,875,635	1,432,574	1,322,105	9,089,868	8
Bole	2,477,945.00	2,063,136.70	2,409,641	2,185,301	2,075,175	12,333,527	10.8
Gulelie	2,160,985.00	1,977,880.00	2,103,231	2,022,453	1,804,575	11,078,197	9.7
Kirkos	933,509.00	1,126,552.00	1,397,390	1,189,960	1,033,345	6,126,621	5.4
Kolfie-Keranio	3,817,021.00	2,939,558.00	4,865,873	4,081,323	3,958,235	21,452,425	18.8
Lideta	926,965.00	1,069,775.00	1,239,432	1,099,108	992,955	5,737,145	5
Nifassilk-Lafto	2,417,770.00	1,861,916.00	2,943,673	2,567,196	2,163,740	13,066,370	11.4
Yeka	2,479,741.00	2,191,065.00	3,339,708	2,903,073	2,731,335	14,812,785	13
Total	20,506,448	18,543,570	24,894,427	21,243,955	19,621,250	114,260,725	100

The table above showed that the school grant budget declines in 2011E.C in all subcities. To this end kolfe- keraniyo (18.8%), Yeka (13%), Nifas-silk lafto sub-city (11.4%) and Bole sub-city (10.8%) took the lion's share of school grant budget distribution. whereas lideta sub-city birr (5%) and Kirkos Subcity (5.4%) took the least ones.

7. Detail Table

Pre- Primary Enrollment by Sub City 2011 E.C. (2018/19)

All Addis Ababa	
Sector	Kinderkarten
Ownership	ALL

Sub-City	Stage One		Stage Two		Stage Three		TOTAL		TOTAL
	M	F	M	F	M	F	M	F	
Addis Ketema	1581	1655	1450	1471	1325	1283	4356	4409	8765
Akaki-Kaliti	4559	4124	3328	3087	2766	2759	10653	9970	20623
Arada	1997	1860	1588	1463	1436	1430	5021	4753	9774
Bole	5641	5163	4563	4357	3943	3959	14147	13479	27626
Gullelie	2610	2360	2243	2118	1954	1943	6807	6421	13228
Kirkos	1476	1512	1240	1244	1214	1151	3930	3907	7837
Kolfe-Keranio	6621	6366	5695	5303	4980	4724	17296	16393	33689
Lideta	1449	1391	1320	1189	1150	1005	3919	3585	7504
Nefas Silk-Lafto	7433	7264	6296	5973	5174	5128	18903	18365	37268
Yeka	5775	5599	5035	4746	4284	4180	15094	14525	29619
Total	39142	37294	32758	30951	28226	27562	100126	95807	195933

Sector	Kinderkarten
Ownership	Government

Sub-City	Stage One		Stage Two		Stage Three		TOTAL		TOTAL
	M	F	M	F	M	F	M	F	
Addis Ketema	770	808	699	676	615	593	2084	2077	4161
Akaki-Kaliti	1328	1210	1031	942	767	754	3126	2906	6032
Arada	515	539	423	407	375	392	1313	1338	2651
Bole	1315	1180	981	931	752	857	3048	2968	6016
Gullelie	892	778	805	693	667	661	2364	2132	4496
Kirkos	542	520	453	439	430	423	1425	1382	2807
Kolfe-Keranio	1283	1241	1169	1135	970	883	3422	3259	6681
Lideta	501	457	421	348	348	312	1270	1117	2387
Nefas Silk-Lafto	1520	1457	1208	1112	911	852	3639	3421	7060
Yeka	1644	1649	1563	1365	1209	1140	4416	4154	8570
Total	10310	9839	8753	8048	7044	6867	26107	24754	50861

Education Statistics Annual Abstract 2011 E.C (2018/19 G.C)

Sector	Kinderkarten
Ownership	Private

Sub-City	Stage One		Stage Two		Stage Three		TOTAL		TOTAL
	M	F	M	F	M	F	M	F	
Addis Ketema	475	466	528	543	479	450	1482	1459	2941
Akaki-Kaliti	3028	2705	2131	2001	1796	1800	6955	6506	13461
Arada	776	683	546	534	544	542	1866	1759	3625
Bole	4009	3639	3249	3122	2850	2803	10108	9564	19672
Gullelie	1399	1176	1148	1042	932	897	3479	3115	6594
Kirkos	845	898	713	748	739	687	2297	2333	4630
Kolfe-Keranio	4122	3956	3525	3270	3117	3030	10764	10256	21020
Lideta	658	663	575	563	576	479	1809	1705	3514
Nefas Silk-Lafto	5087	5007	4388	4236	3687	3702	13162	12945	26107
Yeka	3816	3653	3146	3067	2745	2732	9707	9452	19159
Total	24215	22846	19949	19126	17465	17122	61629	59094	120723

Sector	Kinderkarten
Ownership	Church

Sub-City	Stage One		Stage Two		Stage Three		TOTAL		TOTAL
	M	F	M	F	M	F	M	F	
Akaki-Kaliti	49	42	35	26	27	43	111	111	222
Arada	168	145	120	125	110	115	398	385	783
Bole	185	192	258	227	273	254	716	673	1389
Gullelie	56	128	97	186	100	175	253	489	742
Kirkos	56	60	37	33	39	32	132	125	257
Kolfe-Keranio	292	247	205	196	174	134	671	577	1248
Lideta	42	32	57	44	33	41	132	117	249
Nefas Silk-Lafto	389	387	325	282	240	239	954	908	1862
Yeka	78	86	74	69	78	72	230	227	457
Total	1315	1319	1208	1188	1074	1105	3597	3612	7209

Sector	Kinderkarten
Ownership	Mosque

Sub-City	Stage One		Stage Two		Stage Three		TOTAL		TOTAL
	M	F	M	F	M	F	M	F	
Kolfe-Keranio	21	27	22	19	16	27	59	73	132
Nefas Silk-Lafto	35	26	26	10	30	30	91	66	157
Total	56	53	48	29	46	57	150	139	289

Education Statistics Annual Abstract 2011 E.C (2018/19 G.C)

Sector	Kinderkarten
Ownership	Mission

Sub-City	Stage One		Stage Two		Stage Three		TOTAL		TOTAL
	M	F	M	F	M	F	M	F	
Addis Ketema	80	100	52	80	61	83	193	263	456
Akaki-Kaliti	19	20	27	20	28	28	74	68	142
Gullelie	64	86	57	61	80	63	201	210	411
Kirkos	20	22	21	16	6	9	47	47	94
Kolfe-Keranio	163	133	91	119	95	106	349	358	707
Nefas Silk-Lafto	8	23	9	9	3	10	20	42	62
Yeka	28	12	14	22	23	22	65	56	121
Total	382	396	271	327	296	321	949	1044	1993

Sector	Kinderkarten
Ownership	Local community / Public

Sub-City	Stage One		Stage Two		Stage Three		TOTAL		TOTAL
	M	F	M	F	M	F	M	F	
Addis Ketema	48	54	42	32	50	37	140	123	263
Akaki-Kaliti	22	19	21	12	14	8	57	39	96
Arada	56	55	38	34	39	28	133	117	250
Bole	12	20	5	12	8	2	25	34	59
Gullelie	109	109	55	57	99	65	263	231	494
Kolfe-Keranio	29	33	13	18	22	20	64	71	135
Lideta	222	213	152	131	141	116	515	460	975
Nefas Silk-Lafto	31	31	30	16	16	18	77	65	142
Yeka	47	57	63	63	69	60	179	180	359
Total	576	591	419	375	458	354	1453	1320	2773

Sector	Kinderkarten
Ownership	International Community

Sub-City	Stage One		Stage Two		Stage Three		TOTAL		TOTAL
	M	F	M	F	M	F	M	F	
Addis Ketema	12	16	15	15	7	4	34	35	69
Akaki-Kaliti	49	41	26	34	31	26	106	101	207
Kolfe-Keranio	26	32	23	16	20	22	69	70	139
Lideta			45	49			45	49	94
Nefas Silk-Lafto	11	6	35	41	28	32	74	79	153
Yeka	10	9	9	7	12	13	31	29	60
Total	108	104	153	162	98	97	359	363	722

Education Statistics Annual Abstract 2011 E.C (2018/19 G.C)

Sector	Kinderkarten
Ownership	Other

Sub-City	Stage One		Stage Two		Stage Three		TOTAL		TOTAL
	M	F	M	F	M	F	M	F	
Addis Ketema	196	211	114	125	113	116	423	452	875
Akaki-Kaliti	64	87	57	52	103	100	224	239	463
Arada	482	438	461	363	368	353	1311	1154	2465
Bole	120	132	70	65	60	43	250	240	490
Gullelie	90	83	81	79	76	82	247	244	491
Kirkos	13	12	16	8			29	20	49
Kolfe-Keranio	685	697	647	530	566	502	1898	1729	3627
Lideta	26	26	70	54	52	57	148	137	285
Nefas Silk-Lafto	352	327	275	267	259	245	886	839	1725
Yeka	152	133	166	153	148	141	466	427	893
Total	2180	2146	1957	1696	1745	1639	5882	5481	11363

Education Statistics Annual Abstract 2011 E.C (2018/19 G.C)

Primary Enrollment by Sub City 2011 E.C. (2018/19)

Sector	Primary Education
Ownership	ALL
Program Mode	ALL

Sub-City	Grade 1		Grade 2		Grade 3		Grade 4		Grade 5		Grade 6		Grade 7		Grade 8		TOTAL		TOTAL
	M	F	M	F	M	F	M	F	M	F	M	F	M	F	M	F	M	F	
Addis Ketema	1702	1900	1743	1770	1632	1911	1557	1846	1495	1863	1494	1817	1695	1910	1700	2264	13018	15281	28299
Akaki-Kaliti	4122	4596	3120	3502	3116	3289	2834	3190	2832	3092	2692	2938	2633	3044	2910	3736	24259	27387	51646
Arada	1872	2108	1809	2063	1771	2038	1846	2178	1662	2066	1732	2101	1798	2343	1952	2682	14442	17579	32021
Bole	5250	5834	4702	5279	4427	4802	3990	4693	4177	4652	3493	4387	3640	4398	3662	5088	33341	39133	72474
Gullelie	2550	3017	2216	2594	2142	2517	2238	2446	2328	2422	2169	2504	2250	2650	2626	3316	18519	21466	39985
Kirkos	1742	2029	1470	1720	1499	1678	1475	1715	1445	1660	1438	1694	1554	1735	1668	2068	12291	14299	26590
Kolfe-Keranio	7867	9003	6992	7890	6334	6999	6483	7239	6129	7028	5691	6620	6192	6647	6206	7649	51894	59075	110969
Lideta	1288	1377	1099	1041	1024	1113	1055	1101	1061	1249	938	1169	1071	1354	1183	1364	8719	9768	18487
Nefas Silk-Lafto	7412	8145	6418	6963	5710	6389	5350	6004	5011	5886	4551	5355	4657	5643	5086	6307	44195	50692	94887
Yeka	5433	6810	4766	5469	4389	4994	4540	5289	4235	5288	4113	5118	4393	5867	4369	6119	36238	44954	81192
Total	39238	44819	34335	38291	32044	35730	31368	35701	30375	35206	28311	33703	29883	35591	31362	40593	256916	299634	556550

Sector	Primary Education
Ownership	ALL
Program Mode	Regular class

Sub-City	Grade 1		Grade 2		Grade 3		Grade 4		Grade 5		Grade 6		Grade 7		Grade 8		TOTAL		TOTAL
	M	F	M	F	M	F	M	F	M	F	M	F	M	F	M	F	M	F	
Addis Ketema	1495	1602	1556	1529	1453	1634	1393	1599	1332	1622	1294	1570	1499	1707	1359	1916	11381	13179	24560
Akaki-Kaliti	3339	3594	2886	3095	2898	2940	2625	2858	2636	2799	2484	2608	2397	2699	2592	3222	21857	23815	45672
Arada	1872	2108	1780	1987	1735	1968	1747	1954	1523	1836	1596	1862	1671	2075	1656	2223	13580	16013	29593
Bole	4596	4834	4179	4390	4016	4124	3601	4087	3736	3869	3065	3631	3174	3612	3081	3963	29448	32510	61958
Gullelie	2364	2491	2075	2271	2028	2189	2103	2158	2112	2087	1933	2233	2042	2272	2273	2638	16930	18339	35269
Kirkos	1445	1383	1349	1420	1359	1361	1333	1339	1272	1296	1262	1337	1383	1385	1416	1475	10819	10996	21815
Kolfe-Keranio	7082	7333	6470	6837	5939	6145	6083	6347	5734	6162	5248	5828	5714	5878	5401	6493	47671	51023	98694
Lideta	1110	1135	1004	931	953	990	967	965	967	1043	817	958	921	1075	882	1097	7621	8194	15815
Nefas Silk-Lafto	6382	6395	5918	6012	5293	5587	4918	5257	4493	4907	4107	4459	4158	4681	4255	4875	39524	42173	81697
Yeka	4589	5079	4347	4639	4055	4272	4164	4469	3784	4437	3686	4115	3896	4935	3737	4731	32258	36677	68935
Total	34274	35954	31564	33111	29729	31210	28934	31033	27589	30058	25492	28601	26855	30319	26652	32633	231089	252919	484008



Education Statistics Annual Abstract 2011 E.C (2018/19 G.C)

Sector	Primary Education
Ownership	ALL
Program Mode	Evening class

Sub-City	Grade 1		Grade 2		Grade 3		Grade 4		Grade 5		Grade 6		Grade 7		Grade 8		TOTAL		TOTAL L
	M	F	M	F	M	F	M	F	M	F	M	F	M	F	M	F	M	F	
Addis Ketema	207	298	187	241	179	277	164	247	163	241	200	247	196	203	341	348	1637	2102	3739
Akaki-Kaliti	783	1002	234	407	218	349	209	332	196	293	208	330	236	345	318	514	2402	3572	5974
Arada			29	76	36	70	99	224	139	230	136	239	127	268	296	459	862	1566	2428
Bole	654	1000	523	889	411	678	389	606	441	783	428	756	466	786	581	1125	3893	6623	10516
Gullelie	186	526	141	323	114	328	135	288	216	335	236	271	208	378	353	678	1589	3127	4716
Kirkos	297	646	121	300	140	317	142	376	173	364	176	357	171	350	252	593	1472	3303	4775
Kolfe-Keranio	785	1670	522	1053	395	854	400	892	395	866	443	792	478	769	805	1156	4223	8052	12275
Lideta	178	242	95	110	71	123	88	136	94	206	121	211	150	279	301	267	1098	1574	2672
Nefas Silk-Lafto	1030	1750	500	951	417	802	432	747	518	979	444	896	499	962	831	1432	4671	8519	13190
Yeka	844	1731	419	830	334	722	376	820	451	851	427	1003	497	932	632	1388	3980	8277	12257
Total	4964	8865	2771	5180	2315	4520	2434	4668	2786	5148	2819	5102	3028	5272	4710	7960	25827	46715	72542

Sector	Primary Education
Ownership	Government
Program Mode	ALL

Sub-City	Grade 1		Grade 2		Grade 3		Grade 4		Grade 5		Grade 6		Grade 7		Grade 8		TOTAL		TOTAL L
	M	F	M	F	M	F	M	F	M	F	M	F	M	F	M	F	M	F	
Addis	1118	1288	1114	1167	1034	1294	1044	1282	1115	1416	1108	1405	1310	1501	1372	1764	9215	11117	20332
Akaki-Kaliti	2485	3016	1739	2131	1811	2059	1782	2143	1876	2103	1804	2110	1876	2269	2201	2999	15574	18830	34404
Arada	624	767	618	744	630	765	802	1009	765	986	828	1038	844	1197	1179	1574	6290	8080	14370
Bole	2423	3064	2291	2815	2041	2451	1933	2564	2318	2775	1896	2686	2088	2773	2260	3521	17250	22649	39899
Gullelie	1315	1835	1210	1623	1218	1560	1415	1633	1567	1720	1459	1706	1569	1878	1868	2373	11621	14328	25949
Kirkos	869	1281	684	971	704	991	718	1081	785	1077	799	1159	885	1229	991	1523	6435	9312	15747
Kolfe-Keranio	4600	5624	4047	4752	3646	4183	3948	4612	3878	4582	3717	4434	4111	4506	4193	5380	32140	38073	70213
Lideta	775	897	646	659	651	710	692	753	717	947	682	864	832	1082	961	1095	5956	7007	12963
Nefas Silk-	3193	4115	2582	3232	2373	3056	2386	3011	2353	3215	2107	3044	2420	3404	2671	3858	20085	26935	47020
Yeka	2814	4150	2311	3073	2225	2920	2498	3247	2535	3396	2526	3507	2801	3772	2975	4485	20685	28550	49235
Total	20216	26037	17242	21167	16333	19989	17218	21335	17909	22217	16926	21953	18736	23611	20671	28572	145251	184881	330132



Education Statistics Annual Abstract 2011 E.C (2018/19 G.C)

Sector	Primary Education
Ownership	Private
Program Mode	ALL

Sub-City	Grade 1		Grade 2		Grade 3		Grade 4		Grade 5		Grade 6		Grade 7		Grade 8		TOTAL		TOTAL
	M	F	M	F	M	F	M	F	M	F	M	F	M	F	M	F	M	F	
Addis Ketema	272	292	321	290	322	272	240	277	179	214	170	183	183	172	134	222	1821	1922	3743
Akaki-Kaliti	1479	1461	1265	1240	1173	1100	959	944	802	851	768	706	620	636	582	601	7648	7539	15187
Arada	514	491	466	471	440	427	374	371	322	299	312	293	282	257	210	239	2920	2848	5768
Bole	2446	2379	2066	2073	2027	2022	1747	1788	1578	1554	1334	1379	1250	1296	1188	1260	13636	13751	27387
Gullelie	837	700	650	539	563	485	505	425	428	363	386	350	338	314	411	368	4118	3544	7662
Kirkos	574	559	513	563	503	520	453	490	390	442	378	403	374	387	390	411	3575	3775	7350
Kolfe-Keranio	2705	2762	2402	2485	2173	2252	2012	2070	1763	1837	1576	1687	1558	1578	1605	1702	15794	16373	32167
Lideta	382	377	362	291	279	321	285	268	261	231	189	236	170	200	173	216	2101	2140	4241
Nefas Silk-Lafto	3802	3507	3399	3274	2918	2915	2584	2631	2298	2254	2089	1925	1896	1859	2032	1980	21018	20345	41363
Yeka	2277	2300	2102	2041	1812	1784	1736	1727	1398	1566	1303	1285	1315	1781	1130	1258	13073	13742	26815
Total	15288	14828	13546	13267	12210	12098	10895	10991	9419	9611	8505	8447	7986	8480	7855	8257	85704	85979	171683

Sector	Primary Education
Ownership	Church
Program Mode	ALL

Sub-City	Grade 1		Grade 2		Grade 3		Grade 4		Grade 5		Grade 6		Grade 7		Grade 8		TOTAL		TOTAL
	M	F	M	F	M	F	M	F	M	F	M	F	M	F	M	F	M	F	
Addis Ketema	212	160	195	163	183	173	190	156	173	160	189	164	174	150	162	190	1478	1316	2794
Akaki-Kaliti	62	42	51	50	53	48	31	30	54	45	34	34	26	37	16	31	327	317	644
Arada	154	265	160	231	137	264	134	252	99	243	104	228	135	268	139	276	1062	2027	3089
Bole	300	314	279	317	298	276	261	293	256	302	245	310	292	315	207	296	2138	2423	4561
Gullelie	165	291	108	217	145	275	129	220	140	209	139	304	161	300	176	373	1163	2189	3352
Kolfe-Keranio	133	222	139	244	155	197	156	206	115	218	146	233	210	259	166	285	1220	1864	3084
Lideta	41	45	20	24	32	38	24	21	38	29	18	25	24	28	20	15	217	225	442
Nefas Silk-Lafto	305	371	302	350	299	311	295	270	288	341	262	314	260	296	284	374	2295	2627	4922
Yeka	100	139	96	144	87	90	69	94	72	71	75	105	75	104	45	101	619	848	1467
Total	1472	1849	1350	1740	1389	1672	1289	1542	1235	1618	1212	1717	1357	1757	1215	1941	10519	13836	24355



Education Statistics Annual Abstract 2011 E.C (2018/19 G.C)

Sector	Primary Education
Ownership	Mosque
Program Mode	ALL

Sub-City	Grade 1		Grade 2		Grade 3		Grade 4		Grade 5		Grade 6		Grade 7		Grade 8		TOTAL		TOTAL
	M	F	M	F	M	F	M	F	M	F	M	F	M	F	M	F	M	F	
Kolfe-Keranio	58	54	38	36	53	46	43	38	62	54	45	39	38	52	38	50	375	369	744
Nefas Silk-Lafto	38	31	45	37	43	36	32	31	27	35	38	35	46	46	45	41	314	292	606
Total	96	85	83	73	96	82	75	69	89	89	83	74	84	98	83	91	689	661	1350

Sector	Primary Education
Ownership	Mission
Program Mode	ALL

Sub-City	Grade 1		Grade 2		Grade 3		Grade 4		Grade 5		Grade 6		Grade 7		Grade 8		TOTAL		TOTAL
	M	F	M	F	M	F	M	F	M	F	M	F	M	F	M	F	M	F	
Addis Ketema	17	79	19	61	6	70	6	43	0	54	0	53	0	72	11	68	59	500	559
Akaki-Kaliti	29	40	35	41	40	46	40	41	49	45	44	57	66	69	69	66	372	405	777
Arada	240	244	256	261	234	248	218	239	217	253	213	308	289	378	225	380	1892	2311	4203
Gullelie	87	67	137	102	100	79	101	74	123	77	117	86	125	103	106	145	896	733	1629
Kirkos	118	0	118	0	122	0	121	0	122	0	119	0	161	0	149	0	1030	0	1030
Kolfe-Keranio	91	91	101	114	82	83	108	104	69	86	73	78	80	72	67	82	671	710	1381
Nefas Silk-Lafto	6	13	21	10	17	13	18	18	17	18	17	15	14	14	21	15	131	116	247
Yeka	69	62	82	61	82	79	81	70	81	103	78	81	65	83	74	81	612	620	1232
Total	657	596	769	650	683	618	693	589	678	636	661	678	800	791	722	837	5663	5395	11058

Sector	Primary Education
Ownership	Local community / Public
Program Mode	ALL

Sub-City	Grade 1		Grade 2		Grade 3		Grade 4		Grade 5		Grade 6		Grade 7		Grade 8		TOTAL		TOTAL
	M	F	M	F	M	F	M	F	M	F	M	F	M	F	M	F	M	F	
Kirkos	66	67	61	69	60	75	78	57	62	69	71	58	62	44	72	69	532	508	1040
Lideta	90	58	71	67	62	44	54	59	45	42	49	44	45	44	29	38	445	396	841
Total	156	125	132	136	122	119	132	116	107	111	120	102	107	88	101	107	977	904	1881



Education Statistics Annual Abstract 2011 E.C (2018/19 G.C)

Sector	Primary Education
Ownership	International community
Program Mode	ALL

Sub-City	Grade 1		Grade 2		Grade 3		Grade 4		Grade 5		Grade 6		Grade 7		Grade 8		TOTAL		TOTAL
	M	F	M	F	M	F	M	F	M	F	M	F	M	F	M	F	M	F	
Addis Ketema	25	16	22	26	21	21	15	17	28	19	27	12	28	15	21	20	187	146	333
Arada	68	97	91	84	76	83	78	87	76	80	80	63	54	86	69	52	592	632	1224
Bole	10	13	12	10	11	8	11	7	7	6	7	2	2	3	5	4	65	53	118
Kirkos	43	36	44	52	43	43	53	39	40	36	39	40	37	38	40	36	339	320	659
Total	146	162	169	172	151	155	157	150	151	141	153	117	121	142	135	112	1183	1151	2334

Sector	Primary Education
Ownership	Other
Program Mode	ALL

Sub-City	Grade 1		Grade 2		Grade 3		Grade 4		Grade 5		Grade 6		Grade 7		Grade 8		TOTAL		TOTAL
	M	F	M	F	M	F	M	F	M	F	M	F	M	F	M	F	M	F	
Addis Ketema	58	65	72	63	66	81	62	71									258	280	538
Akaki-Kaliti	67	37	30	40	39	36	22	32	51	48	42	31	45	33	42	39	338	296	634
Arada	272	244	218	272	254	251	240	220	183	205	195	171	194	157	130	161	1686	1681	3367
Bole	71	64	54	64	50	45	38	41	18	15	11	10	8	11	2	7	252	257	509
Gullelie	146	124	111	113	116	118	88	94	70	53	68	58	57	55	65	57	721	672	1393
Kirkos	72	86	50	65	67	49	52	48	46	36	32	34	35	37	26	29	380	384	764
Kolfe-Keranio	280	250	265	259	225	238	216	209	242	251	134	149	195	180	137	150	1694	1686	3380
Nefas Silk-Lafto	68	108	69	60	60	58	35	43	28	23	38	22	21	24	33	39	352	377	729
Yeka	173	159	175	150	183	121	156	151	149	152	131	140	137	127	145	194	1249	1194	2443
Total	1207	1137	1044	1086	1060	997	909	909	787	783	651	615	692	624	580	676	6930	6827	13757



Secondary Enrollment by Sub City 2011 E.C.(2018/19)

Sector	Secondary Education
Ownership	ALL
Program Mode	ALL

Sub-City	Grade 9		Grade 10		Grade 11		Grade 12		TOTAL		TOTAL
	M	F	M	F	M	F	M	F	M	F	
Addis Ketema	1600	1883	1390	1770	575	755	917	1090	4482	5498	9980
Akaki-Kaliti	2399	2736	2105	2538	869	1004	779	907	6152	7185	13337
Arada	2087	2424	1751	2316	1302	1645	1315	1876	6455	8261	14716
Bole	2907	3483	2471	3086	1305	1521	1718	2129	8401	10219	18620
Gullelie	2884	3089	2041	2431	1176	1348	1351	1550	7452	8418	15870
Kirkos	1531	1755	917	1091	696	583	772	662	3916	4091	8007
Kolfe-Keranio	4880	5933	3848	4603	1211	1536	1359	1905	11298	13977	25275
Lideta	837	953	490	730	52	170	173	233	1552	2086	3638
Nefas Silk-Lafto	4291	5050	3597	4257	2209	2456	2412	3001	12509	14764	27273
Yeka	3783	4612	3211	4124	1271	1485	1420	1828	9685	12049	21734
Total	27199	31918	21821	26946	10666	12503	12216	15181	71902	86548	158450

Sector	Secondary Education
Ownership	ALL
Program Mode	Regular class

ZONE	Grade 9		Grade 10		Grade 11		Grade 12		TOTAL		TOTAL
	M	F	M	F	M	F	M	F	M	F	
Addis Ketema	1362	1684	1256	1660	575	755	917	1090	4110	5189	9299
Akaki-Kaliti	2120	2373	2004	2380	869	1004	779	907	5772	6664	12436
Arada	1903	2288	1656	2185	1263	1616	1288	1859	6110	7948	14058
Bole	2567	2917	2357	2904	1305	1521	1718	2129	7947	9471	17418
Gullelie	2448	2570	1816	2152	1050	1213	1236	1426	6550	7361	13911
Kirkos	1300	1416	835	910	696	583	772	662	3603	3571	7174
Kolfe-Keranio	4475	5457	3709	4424	1211	1536	1359	1905	10754	13322	24076
Lideta	711	793	445	657	52	170	173	233	1381	1853	3234
Nefas Silk-Lafto	3949	4587	3442	4066	2197	2444	2404	2985	11992	14082	26074
Yeka	3332	3899	2990	3851	1271	1485	1420	1828	9013	11063	20076
Total	24167	27984	20510	25189	10489	12327	12066	15024	67232	80524	147756

Sector	Secondary Education
Ownership	ALL
Program Mode	Evening class

Sub-City	Grade 9		Grade 10		Grade 11		Grade 12		TOTAL		TOTAL
	M	F	M	F	M	F	M	F	M	F	
Addis Ketema	238	199	134	110					372	309	681
Akaki-Kaliti	279	363	101	158					380	521	901
Arada	184	136	95	131	39	29	27	17	345	313	658
Bole	340	566	114	182					454	748	1202
Gullelie	436	519	225	279	126	135	115	124	902	1057	1959
Kirkos	231	339	82	181					313	520	833
Kolfe-Keranio	405	476	139	179					544	655	1199
Lideta	126	160	45	73					171	233	404
Nefas Silk-Lafto	342	463	155	191	12	12	8	16	517	682	1199
Yeka	451	713	221	273					672	986	1658
Total	3032	3934	1311	1757	177	176	150	157	4670	6024	10694

Education Statistics Annual Abstract 2011 E.C (2018/19 G.C)

Sector	Secondary Education
Ownership	Government
Program Mode	ALL

REGION	Grade 9		Grade 10		Grade 11		Grade 12		TOTAL		TOTAL
	M	F	M	F	M	F	M	F	M	F	
Addis Ketema	1346	1537	1157	1451	435	501	758	830	3696	4319	8015
Akaki-Kaliti	1979	2239	1704	2055	530	638	473	480	4686	5412	10098
Arada	1196	1260	962	1238	623	625	712	846	3493	3969	7462
Bole	1724	2164	1428	1882	447	544	628	914	4227	5504	9731
Gullelie	1767	1958	1150	1491	485	565	725	876	4127	4890	9017
Kirkos	1020	1395	438	735	177	252	264	354	1899	2736	4635
Kolfe-Keranio	3524	4350	2606	3135	605	660	798	1153	7533	9298	16831
Lideta	837	953	490	730	52	170	173	233	1552	2086	3638
Nefas Silk-Lafto	2071	2710	1628	2135	618	651	754	1024	5071	6520	11591
Yeka	2857	3601	2255	3101	682	845	778	1132	6572	8679	15251
Total	18321	22167	13818	17953	4654	5451	6063	7842	42856	53413	96269

Sector	Secondary Education
Ownership	Private
Program Mode	ALL

Sub-City	Grade 9		Grade 10		Grade 11		Grade 12		TOTAL		TOTAL
	M	F	M	F	M	F	M	F	M	F	
Addis Ketema	43	28	57	68	35	26	41	48	176	170	346
Akaki-Kaliti	278	325	233	280	208	224	165	265	884	1094	1978
Arada	77	152	168	150	80	87	96	123	421	512	933
Bole	903	949	807	917	667	759	888	1006	3265	3631	6896
Gullelie	585	357	519	414	391	327	343	294	1838	1392	3230
Kirkos	255	285	262	284	279	253	289	228	1085	1050	2135
Kolfe-Keranio	866	1048	805	1013	521	743	424	558	2616	3362	5978
Nefas Silk-Lafto	1983	2068	1813	1933	1414	1607	1596	1900	6806	7508	14314
Yeka	789	823	820	881	516	557	567	604	2692	2865	5557
Total	5779	6035	5484	5940	4111	4583	4409	5026	19783	21584	41367

Sector	Secondary Education
Ownership	Church
Program Mode	ALL

Sub-City	Grade 9		Grade 10		Grade 11		Grade 12		TOTAL		TOTAL
	M	F	M	F	M	F	M	F	M	F	
Addis Ketema	200	307	153	233	93	213	103	205	549	958	1507
Akaki-Kaliti	142	172	120	140	105	126	126	135	493	573	1066
Arada	561	602	424	577	451	599	355	604	1791	2382	4173
Bole	269	354	215	272	174	208	184	203	842	1037	1879
Gullelie	274	496	184	309	101	234	86	193	645	1232	1877
Kolfe-Keranio	143	162	144	176	53	67	69	83	409	488	897
Nefas Silk-Lafto	84	140	36	47					120	187	307
Total	1673	2233	1276	1754	977	1447	923	1423	4849	6857	11706

Education Statistics Annual Abstract 2011 E.C (2018/19 G.C)

Sector	Secondary Education
Ownership	Mosque
Program Mode	ALL

Sub-City	Grade 9		Grade 10		Grade 11		Grade 12		TOTAL		TOTAL
	M	F	M	F	M	F	M	F	M	F	
Kolfe-Keranio	32	43	40	44					72	87	159
Nefas Silk-Lafto	56	33	51	36	48	33	42	41	197	143	340
Total	88	76	91	80	48	33	42	41	269	230	499

Sector	Secondary Education
Ownership	Mission
Program Mode	ALL

Sub-City	Grade 9		Grade 10		Grade 11		Grade 12		TOTAL		TOTAL
	M	F	M	F	M	F	M	F	M	F	
Arada	26	172	15	156	12	181	10	168	63	677	740
Gullelie	24	26							24	26	50
Kirkos	196	0	165	0	163	0	145	0	669	0	669
Kolfe-Keranio	119	125	88	112	13	52	22	60	242	349	591
Nefas Silk-Lafto	88	88	63	100	129	165	20	36	300	389	689
Total	453	411	331	368	317	398	197	264	1298	1441	2739

Sector	Secondary Education
Ownership	Other
Program Mode	ALL

Sub-City	Grade 9		Grade 10		Grade 11		Grade 12		TOTAL		TOTAL
	M	F	M	F	M	F	M	F	M	F	
Akaki-Kaliti			48	63	26	16	15	27	89	106	195
Arada	179	184	139	138	104	127	92	84	514	533	1047
Gullelie	234	252	188	217	199	222	197	187	818	878	1696
Kolfe-Keranio	196	205	165	123	19	14	46	51	426	393	819
Nefas Silk-Lafto	9	11	6	6					15	17	32
Yeka	137	188	136	142	73	83	75	92	421	505	926
Total	755	840	682	689	421	462	425	441	2283	2432	4715

Sector	Secondary Education
Ownership	Local community / Public
Program Mode	ALL

Sub-City	Grade 9		Grade 10		Grade 11		Grade 12		TOTAL		TOTAL
	M	F	M	F	M	F	M	F	M	F	
Kirkos	60	75	52	72	77	78	74	80	263	305	568
Total	60	75	52	72	77	78	74	80	263	305	568

Education Statistics Annual Abstract 2011 E.C (2018/19 G.C)

Sector	Secondary Education
Ownership	International community
Program Mode	ALL

Sub-City	Grade 9		Grade 10		Grade 11		Grade 12		TOTAL		TOTAL
	M	F	M	F	M	F	M	F	M	F	
Addis Ketema	11	11	23	18	12	15	15	7	61	51	112
Arada	48	54	43	57	32	26	50	51	173	188	361
Bole	11	16	21	15	17	10	18	6	67	47	114
Total	70	81	87	90	61	51	83	64	301	286	587

Enrollment by Kindergarten Level All Regular (Government, Private And Other)

Sub-City	Woreda	Schools	Stage One		Stage Two		Stage Three		TOTAL		TOTAL
			M	F	M	F	M	F	M	F	
Addis Ketema	1	Mizan hulegeb Schemacoch	48	54	42	32	50	37	140	123	263
		Yemen Community	5	4	9	4	7	4	21	12	33
	2	Gelila	11	47	22	24	24	39	57	110	167
	3	Barak Youth Academy	22	23	22	16	25	22	69	61	130
		Bethlehem youth	26	27	24	26	24	26	74	79	153
		Deja.Hailu Tesfaye	63	103	67	54	66	52	196	209	405
		Honey comb	13	10	13	16	14	8	40	34	74
		Kebede Yirga	17	16	18	14	16	17	51	47	98
		Messi	8	12	6	12	10	7	24	31	55
		Radical Academy	35	20	18	30	18	26	71	76	147
		Tsiehay Gibat	24	33	20	29	32	25	76	87	163
	Tsion Mariam	22	30	21	22	19	17	62	69	131	
	4	Beruh Tesfa	60	62	34	36	39	43	133	141	274
		Hamile19.No.2	25	25	22	31	29	27	76	83	159
		Little Star	33	39	42	49	48	34	123	122	245
		Mimoza Youth	61	54	72	41	45	39	178	134	312
		Sefere Selam	59	43	68	42	42	40	169	125	294
	5	A/A Del Betegel	5	8	6	9	11	6	22	23	45
		Abyssinia	29	47	31	29	22	18	82	94	176
		Bethel Mekane Yesus	51	78	34	57	37	61	122	196	318
		Ethio-parent	35	44	41	57	57	51	133	152	285
		Haleluya	67	51	41	47	55	52	163	150	313
		Merewa	45	22	37	35	40	21	122	78	200
		Phase Academy			12	11	48	45	60	56	116
	Phase Academy No2			63	67			63	67	130	
	6	Gulele Betel	29	22	18	23	24	22	71	67	138
		Wereda 6 kebele 31	43	59	20	29	15	18	78	106	184
		Yeweket Ameba	21	16	22	18	14	15	57	49	106
	7	Bitwoded W/G/Besha	34	27	31	33	21	19	86	79	165
		Yelem LiYunet	41	45	22	16	20	13	83	74	157
	8	atone acadami	32	30	27	29	8	7	67	66	133
		Dagmawi Birhan	125	110	119	91	71	89	315	290	605
Shawel Dema		30	36	29	34	24	26	83	96	179	
Univers Youth		24	25	22	23	14	29	60	77	137	
Yekatit 23 liyu flagot		26	15	9	11	6	7	41	33	74	
9	Asina	33	33	24	27	29	21	86	81	167	
	Dejach Geneme	71	76	80	69	70	56	221	201	422	
	Eshet	60	72	38	53	36	28	134	153	287	
	Kaus meda multi purpese	47	37	32	35	28	36	107	108	215	
	keste Demena	54	58	42	50	64	51	160	159	319	
	Natanium	27	26	17	22	19	29	63	77	140	
	Newlife Academy	42	55	49	46	45	51	136	152	288	
10	Berhan Ber	71	49	58	61	39	49	168	159	327	
	Bingham Academy	7	12	6	11			13	23	36	
Total Addis Ketema			1581	1655	1450	1471	1325	1283	4356	4409	8765

Education Statistics Annual Abstract 2011 E.C (2018/19 G.C)

Sub-City	Woreda	Schools	Stage One		Stage Two		Stage Three		TOTAL		TOTAL
			M	F	M	F	M	F	M	F	
Akaki-Kaliti	1	Abogida	30	22	10	10	6	6	46	38	84
		Akaki Adventist	19	20	27	20	28	28	74	68	142
		Akaki Biruh Tesfa	48	48	32	20	32	28	112	96	208
		Akaki L'esperance	28	56	31	29	34	52	93	137	230
		Akaki Menbere Hiwot Medihanel	49	42	35	26	27	43	111	111	222
		Akaki Mengist	34	28	28	31	18	28	80	87	167
		Alem Birehan	53	60	48	40	48	42	149	142	291
		cenchery	22	13	13	9	4	3	39	25	64
		Esra Meit	35	24	10	13	11	10	56	47	103
		Fitawerary Abayneh Metekiya	31	48	35	42	39	33	105	123	228
		Green	48	54	24	21	18	27	90	102	192
		Hiwot	15	11	2	12	5	8	22	31	53
		HUROYAN	15	17	15	20	15	8	45	45	90
		kerod	85	15	74	56	37	44	196	115	311
		Lewi International	8	8					8	8	16
		MEKELITE	24	19	7	11	3	3	34	33	67
		school of ararate	15	18	7	8	11	9	33	35	68
		school of indiyana	71	70	63	65	44	39	178	174	352
		Tinsae	26	17	25	12	11	11	62	40	102
	Yeabsira	25	20	18	30	15	13	58	63	121	
	2	Abigiya	24	35	13	11	11	9	48	55	103
		Andode	54	37	39	49	26	22	119	108	227
		Beza	68	54	55	49	56	56	179	159	338
		Emmanuel	19	19	16	24	25	20	60	63	123
		Ethio Japan	36	31	44	27	22	26	102	84	186
		Twins	26	24	5	7	20	5	51	36	87
	3	Abene	11	11	9	3	7	5	27	19	46
		Atse Tewodros	15	24	21	9	14	20	50	53	103
		Bethel	18	23	10	15	11	14	39	52	91
		Bright youth	42	51	18	8	14	11	74	70	144
		Harmony	28	22	12	17	10	13	50	52	102
		Kebron No.1	19	22	17	15	14	16	50	53	103
		Ocean	50	60	52	40	62	36	164	136	300
Selam Fre		34	36	30	38	23	23	87	97	184	

Education Statistics Annual Abstract 2011 E.C (2018/19 G.C)

Sub-City	Woreda	Schools	Stage One		Stage Two		Stage Three		TOTAL		TOTAL
			M	F	M	F	M	F	M	F	
Akaki-Kaliti	4	Abenezer No. 1	64	55	38	42	40	50	142	147	289
		Addis Hiwot	21	32	22	27	19	29	62	88	150
		Altamira	37	45	36	41	33	38	106	124	230
		Amass KG	6	19	8	10	8	6	22	35	57
		Atronos Academy	22	18	19	18	11	16	52	52	104
		Beza Hiwot	76	19	22	13	22	16	120	48	168
		colicees No-2	32	30	14	14	8	8	54	52	106
		Elimari kindergarten	56	58	44	50	22	32	122	140	262
		Gelan No.2	69	57	51	47	47	48	167	152	319
		Gora	47	32	14	3	5	7	66	42	108
		Hibiste-tsega	41	27	13	14	13	13	67	54	121
		Real Vision	53	37	23	25	31	30	107	92	199
		Unique	7	6					7	6	13
	5	Abenezer	29	31	16	26	8	23	53	80	133
		Amen	26	31	19	12	19	11	64	54	118
		Blen	20	14	10	15	11	10	41	39	80
		Excellence	22	15	21	13	19	16	62	44	106
		Kality Bulbula	92	67	56	53	29	24	177	144	321
		Next Generation	5	13	13	6	6	13	24	32	56
		Orent	17	20	6	14	14	14	37	48	85
		Simret	23	31	9	13	6	6	38	50	88
		Tiret	23	23	8	14	6	7	37	44	81
		Tsedey	36	55	25	29	26	32	87	116	203
	6	Adonay	29	31	11	17	12	20	52	68	120
		Ewket Wegagen	38	28	28	21	17	22	83	71	154
		Hibret Chibo	32	25	48	35	27	25	107	85	192
		Mark Vision	70	69	60	57	36	35	166	161	327
		My Dream	16	12	12	17	15	13	43	42	85
		Scholars	42	41	60	48	57	54	159	143	302
		School Of Aygoda saris	25	23	25	31	24	22	74	76	150
		School of Aygoda/dama hotel	14	10	10	14	23	16	47	40	87
		shininingstar	20	21	3	5	3	4	26	30	56
		Tomi	16	8	14	9	15	10	45	27	72
Yeroson	23	27	25	16	29	17	77	60	137		

Education Statistics Annual Abstract 2011 E.C (2018/19 G.C)

Sub-City	Woreda	Schools	Stage One		Stage Two		Stage Three		TOTAL		TOTAL
			M	F	M	F	M	F	M	F	
Akaki-Kaliti	7	Biruk Academy No.1	35	38	15	24	16	31	66	93	159
		Biruk No.2	26	34	15	18	18	21	59	73	132
		Bitanya	54	47	35	30	17	18	106	95	201
		Effort	22	27	12	2	7	7	41	36	77
		Ethio beherawi	37	30	40	20	19	15	96	65	161
		Ethio Korea	75	59	56	72	44	35	175	166	341
		Friends	19	17	20	15	11	14	50	46	96
		Furi	45	32	32	24	29	26	106	82	188
		Gessem	13	10	8	11	9	7	30	28	58
		Hasset No.1	37	16	20	18	26	27	83	61	144
		Hasset No.2	39	30	21	19	17	12	77	61	138
		Hasset No.3	21	24	12	24	26	23	59	71	130
		Hop For Childern organization					44	29	44	29	73
		Kaliti	65	53	58	48	44	50	167	151	318
		Kidus Gebriel	20	17	14	14	17	10	51	41	92
		Meleke Academy	22	18	9	11	2	8	33	37	70
		New vision	14	10	22	11	11	4	47	25	72
		School Of Indian	114	108	77	72	79	65	270	245	515
		Seatile Academy	27	18	9	12	7	5	43	35	78
		Sina	10	11	8	2	9	4	27	17	44
	Summer	29	16	10	10	15	27	54	53	107	
	T.L	37	28	20	15	15	8	72	51	123	
	Unique Ye Fiddel Gebeta	30	20	23	18	17	19	70	57	127	
	8	Alegant Academy	34	29	23	19			57	48	105
		Dagim Lidet	11	4	9	10	13	4	33	18	51
		Ethio Jermen Academy	17	10	6	4			23	14	37
		ethio paradaze	32	26	22	14	6	30	60	70	130
		Gelan No.1	37	37	36	35	40	43	113	115	228
		Hibret	17	11	8	7	11	5	36	23	59
		Jate	20	14	23	20	3	8	46	42	88
mazora warka kinder garden		22	19	21	12	14	8	57	39	96	
New Vision		25	26	20	20	5	5	50	51	101	
Nolawi		24	28	26	23	15	25	65	76	141	
School of England no 2		28	20	16	8	13	12	57	40	97	
School of England Nol		25	20	18	20	15	15	58	55	113	
Serti		57	48	39	34	16	18	112	100	212	
Siyatle		47	46	59	61	41	57	147	164	311	
Sunrise	10	8	12	9	9	9	31	26	57		
Woltane	11	6	15	10	0	7	26	23	49		
Z.M.	12	11	6	8	6	6	24	25	49		

Education Statistics Annual Abstract 2011 E.C (2018/19 G.C)

Sub-City	Woreda	Schools	Stage One		Stage Two		Stage Three		TOTAL		TOTAL	
			M	F	M	F	M	F	M	F		
Akaki-Kaliti	9	Freedom Kiderkarten	48	39	57	46	27	31	132	116	248	
		Keradyon Academy	43	46	16	14	11	10	70	70	140	
		Kilinto No 2	54	63	46	39	24	24	124	126	250	
		klinto Kinder graten	68	65	60	59	44	38	172	162	334	
		Koye	150	140	113	102	90	70	353	312	665	
		mulusew	9	9	6	10	3	3	18	22	40	
		Salina	46	35	45	35	33	32	124	102	226	
		Shalom Kindergärten	12	25	15	19	10	13	37	57	94	
		Waw Kindergarten	30	30	10	12	10	8	50	50	100	
	winers	18	23	15	7	9	9	42	39	81		
	10	Gelan Gura	24	25	15	18	19	7	58	50	108	
	11	Kersa	11	19	10	18	14	19	35	56	91	
	12	B.M.B NO. 2	62	50	55	42	55	61	172	153	325	
		Base Of Life	11	11	7	6	6	3	24	20	44	
		Colicees No1	14	17	23	23	8	27	45	67	112	
		Ethio National	216	191	214	192	229	198	659	581	1240	
		Hibiste Tsega no 2	10	11					10	11	21	
		Kids Care	25	20	19	17	19	16	63	53	116	
		Raey Yohannis	13	13	10	8	9	8	32	29	61	
		Salo	22	21	8	5	11	16	41	42	83	
	Shawel Tsegaye	25	22	11	16	14	19	50	57	107		
	13	Meraf	58	53	11	13	10	9	79	75	154	
		Tulu Dimtu No.2	96	81	39	26	23	23	158	130	288	
	Total			4559	4124	3328	3087	2766	2759	10653	9970	20623
	Arada	1	Africa Andinet No.1	48	41	26	18	45	32	119	91	210
			Hibret	15	15	15	14	13	18	43	47	90
			Jone of Kennedy	42	24	32	39	26	31	100	94	194
			Kids Paradise	30	40	26	24	21	22	77	86	163
lice g/mariam			50	77	63	65	66	61	179	203	382	
2		Alturas kg	41	32	14	14	18	18	73	64	137	
		Dagnachew Fekadu Bas	20	20	20	21	21	22	61	63	124	
		Key Kokebe	57	35	35	28	37	37	129	100	229	
3		Africa Andenet No 2	75	86	62	45	61	49	198	180	378	
		Ali Ebonu Abutalib	26	19	28	17	24	17	78	53	131	
		MESERETE KRISTOS GENET	24	22	13	27	17	21	54	70	124	
		School Of Tomorrow	61	81	100	81	91	88	252	250	502	
		Yididiya Academy	35	34	18	27	18	17	71	78	149	
4		Arbegnoch kg	12	25	26	13	14	19	52	57	109	
		Atse Fasil	26	16	18	23	23	13	67	52	119	
		Dagem Berhan	82	54	23	5	17	15	122	74	196	
		Ethiopia Tikedem	26	22	17	23	12	14	55	59	114	
		Future Hopes	51	40	45	39	42	38	138	117	255	
		Kidist Kilara	27	20	18	29	19	18	64	67	131	
		Mamil Academy	35	31	16	22	19	15	70	68	138	
School Of Paragon	35	37	32	34	50	28	117	99	216			



Education Statistics Annual Abstract 2011 E.C (2018/19 G.C)

Sub-City	Woreda	Schools	Stage One		Stage Two		Stage Three		TOTAL		TOTAL	
			M	F	M	F	M	F	M	F		
Arada	5	Blue Sky	56	55	38	34	39	28	133	117	250	
		Italy Community	27	24	34	38	22	36	83	98	181	
		Jiva	70	50	42	28	50	58	162	136	298	
		Laura Academy No.1	64	52	58	43	36	44	158	139	297	
		Laura Academy No.2	60	49	34	31	31	34	125	114	239	
		Ras Abebe Aregay	29	33	43	34	29	23	101	90	191	
		Woreda 1 kebele 03	47	39	37	26	25	22	109	87	196	
	6	5 Kilo Children	53	41	36	25	24	26	113	92	205	
		Bata International	17	23	16	20	17	24	50	67	117	
		Genet	39	44	43	58	23	34	105	136	241	
		Hitsan Alem	9	8	8	7	13	11	30	26	56	
		Kaver Of Armenian	16	17	20	12	18	16	54	45	99	
		My Little Angeles	65	47	44	38	31	40	140	125	265	
		Radical Academy	63	59	47	48	42	43	152	150	302	
	Super Holly Savior	65	44	34	61	53	55	152	160	312		
	7	Abune Gorgorios	100	75	105	70	86	77	291	222	513	
		Behere Ethiopia	28	23	20	30	26	19	74	72	146	
		Hani Kinderkaeten	41	40	25	18	29	24	95	82	177	
		Jacaranda	27	17	18	20	20	20	65	57	122	
		Kebena	18	80	12	13	13	29	43	122	165	
		Naomi Educational services	6	6	1	7	7	3	14	16	30	
		Sanford International	27	20	27	29			54	49	103	
	Super Little Flower	17	28	24	18	16	16	57	62	119		
	8	Menbere Mebgist St. Gebriel Mo	72	59	45	42	46	50	163	151	314	
		Meskerem	20	20	25	15	14	25	59	60	119	
	9	Dagmawi Menilik	41	37	21	28	22	21	84	86	170	
		Kidist Silasse Cathedral	45	44	44	27	28	26	117	97	214	
	10	Mamallika	18	17	12	9	5	5	35	31	66	
		Melkam Ermjachin	39	38	28	26	17	28	84	92	176	
	Total			1997	1860	1588	1463	1436	1430	5021	4753	9774

Education Statistics Annual Abstract 2011 E.C (2018/19 G.C)

Sub-City	Woreda	Schools	Stage One		Stage Two		Stage Three		TOTAL		TOTAL	
			M	F	M	F	M	F	M	F		
Bole	1	Alpha Unique no.1	32	19	17	19	15	15	64	53	117	
		Amsal	18	19	12	13	10	10	40	42	82	
		Ayer Amba	82	57	61	42	39	45	182	144	326	
		Cherry	10	22	17	14	12	18	39	54	93	
		Meklite	28	24	19	16	8	14	55	54	109	
		Mustaqbal	22	9	13	11	6	11	41	31	72	
	2	Mesmat	Alpha Yetesanachew	11	4	6	4			17	8	25
			Bright future	13	3	18	12	10	16	41	31	72
			Character Hallmark	56	51					56	51	107
			Daughters of St anna	52	68	49	29	49	29	150	126	276
			8-Mar	39	35	22	18	19	48	80	101	181
			Prestigious	24	30	29	26	32	29	85	85	170
			School of tomorrow	50	47	57	53	55	48	162	148	310
	3	Askuala	17	15	18	18	18	13	53	46	99	
		Berhaneh Zare	22	31	19	18	14	21	55	70	125	
		Bole Covenant	8	4	4	1	1	0	13	5	18	
		Gibson	65	59	64	54	38	57	167	170	337	
		Litel Anstayel	27	19					27	19	46	
		Macmilan	15	10	9	11	15	12	39	33	72	
	4	Abakira	22	13	10	7	6	12	38	32	70	
		Elon	30	26	30	30	33	27	93	83	176	
		Kedus Markos	21	14	12	17	16	8	49	39	88	
		Makmilan Lem Branch	6	6	2	7	5	9	13	22	35	
		Maria Rubatto	60	47	61	50	63	79	184	176	360	
		Misirak Dil	31	36	35	37	36	32	102	105	207	
		Reta	13	17	6	6	6	9	25	32	57	
		School of tomorrow	34	34	35	27	32	29	101	90	191	
	5	Addis Raey	58	62	59	50	49	57	166	169	335	
		Gibesen School System	45	35	43	48	47	42	135	125	260	
		Glory School	23	15	25	33	19	16	67	64	131	
		Holon Academy	25	14	25	15	6	3	56	32	88	
		Kidist Mariam	24	23	13	18	8	15	45	56	101	
		Maya International School	37	19	30	20	21	13	88	52	140	
		Nura Academy	12	9	12	4	10	6	34	19	53	
		One planet International	33	34	21	34	20	24	74	92	166	
	6	Ewket Chora Academy	10	8	6	5	5	5	21	18	39	
		Hamona Schools	12	20	5	12	8	2	25	34	59	
		House of Kiddan Ethiopia	5	4	5	7			10	11	21	
		MAKDYL	18	20	15	13	16	14	49	47	96	
		MisrakBer No.2	23	21	32	37	19	29	74	87	161	
		Pantocrator International Acad	30	24	16	9	9	15	55	48	103	
		Philia Academy	18	31	19	20	11	19	48	70	118	
Pillar		18	11	5	17	10	11	33	39	72		

Education Statistics Annual Abstract 2011 E.C (2018/19 G.C)

Sub-City	Woreda	Schools	Stage One		Stage Two		Stage Three		TOTAL		TOTAL
			M	F	M	F	M	F	M	F	
Bole	7	Abenezer	38	39	36	41	47	46	121	126	247
		Addis vission acadamy	18	11	18	12	13	12	49	35	84
		Alfa unic	31	33	44	38	20	18	95	89	184
		Eyoreka	28	21	9	18	18	9	55	48	103
		Glow	35	35	20	13	16	17	71	65	136
		Haweten	29	23	23	30	22	25	74	78	152
		Lool	30	32	21	9	14	10	65	51	116
		Mahitot	36	48	18	17	16	12	70	77	147
		Maleda	20	23	16	14	14	18	50	55	105
		Merryland	28	22	22	28	27	39	77	89	166
		Mesrak Bere N.1	15	17	17	16			32	33	65
		My Future	18	25	15	14	15	16	48	55	103
		Ursoline Sisters Congredation	48	47	58	48	61	51	167	146	313
	8	Deborah	53	56	54	61	56	51	163	168	331
		Fountain Of Knowledg	118	119	108	90	106	101	332	310	642
		Intellectual	7	5	14	10	8	5	29	20	49
		Nation New Hope	33	27	23	23	25	24	81	74	155
		Olive	6	4			2	4	8	8	16
		Phlipper International	20	20	43	57	48	32	111	109	220
		Quest	4	9	2	13	6	5	12	27	39
		Safari	122	100	129	117	114	110	365	327	692
		Trillium International	36	39	34	37	27	28	97	104	201
		Tsinat	27	30	21	23	28	13	76	66	142
		Vission Acca.	34	24	39	34	30	27	103	85	188
		Young Rout English	79	68	68	71	67	65	214	204	418
	9	Alimran	21	26	16	14	16	12	53	52	105
		Bole Addis	125	108	108	105	85	79	318	292	610
		Bole Genet	46	27	42	37	27	30	115	94	209
		Deliverance	29	24	19	25	25	19	73	68	141
		ediget	28	24	15	21	22	17	65	62	127
		Elshaday	54	44	40	40	40	33	134	117	251
		Enafra	20	15	7	8	10	12	37	35	72
		Ethio Youth	24	26	32	23	18	26	74	75	149
Goro	144	137	80	106	75	79	299	322	621		

Education Statistics Annual Abstract 2011 E.C (2018/19 G.C)

Sub-City	Woreda	Schools	Stage One		Stage Two		Stage Three		TOTAL		TOTAL
			M	F	M	F	M	F	M	F	
Bole	9	Harmony hills	54	57	53	57	53	35	160	149	309
		Hawiten	17	17	8	17	5	13	30	47	77
		Nisir generation new	30	26	29	28	35	12	94	66	160
		Pishon	19	20	24	31	19	20	62	71	133
		Raey	21	19	22	18	24	16	67	53	120
		Shebu Ejersa	53	46	46	48	38	42	137	136	273
		Sifen Youth	27	20	18	12	28	20	73	52	125
		Siyane	21	23	1	8	5	10	27	41	68
		St. Gebreal	19	21	27	26	18	21	64	68	132
		Tseday Joy	26	44	26	30	18	12	70	86	156
		Yemisrach	21	24	24	20	18	13	63	57	120
	10	B.B.S No 1	11	6	11	12	15	11	37	29	66
		B.B.S No 2	18	26	27	27	33	21	78	74	152
		Children Eden	23	34	16	19	17	21	56	74	130
		Eden	11	6	12	13	9	11	32	30	62
		Knowledge tree	9	4	0	1			9	5	14
		Meri	78	69	46	43	40	24	164	136	300
		Star Acadamy	15	20	14	16	4	3	33	39	72
		Tree Hill	13	12	15	7	12	6	40	25	65
		Yegna	21	21	27	18	16	17	64	56	120
		Yirgalem acadamy	17	24	11	15	5	6	33	45	78
	Zagol	28	23	25	15	14	9	67	47	114	
	11	Arabsa	214	140	90	81	81	81	385	302	687
		Ethio Harbard	17	18	28	24	17	19	62	61	123
		Golden gol	20	16	8	7	7	12	35	35	70
		Harmonious Life	41	35	51	50	37	39	129	124	253
		Hohe	24	26	12	17	20	39	56	82	138
		Lemi	109	82	100	75	73	79	282	236	518
		Nasa	24	25	35	22	20	12	79	59	138
		Netsebrak	20	9	5	9	6	4	31	22	53
		Rich in knowledge	35	28	17	5	17	17	69	50	119
	Roze mawntene	20	15	11	12	5	5	36	32	68	
	12	A squer	15	17	20	7	13	13	48	37	85
		Activate	75	44	25	65	21	40	121	149	270
		Auxilium Catholic			56	64	50	53	106	117	223
		Bemnet	4	6	4	13	14	10	22	29	51
Bole Bulbula Medhanealem		25	30	34	36	50	42	109	108	217	

Education Statistics Annual Abstract 2011 E.C (2018/19 G.C)

Sub-City	Wored a	Schools	Stage One		Stage Two		Stage Three		TOTAL		TOTAL
			M	F	M	F	M	F	M	F	
Bole	12	Bole Woregenu	82	81	54	56	29	62	165	199	364
		Bolebulbula	37	38	14	15	22	18	73	71	144
		Bright Brain	31	28	22	18	11	19	64	65	129
		chefi bulebula	32	43	14	27	10	8	56	78	134
		Cherry	25	27	32	34	23	21	80	82	162
		ElshaddaI	14	13	13	4	12	7	39	24	63
		Ememuz	29	19	18	12	16	10	63	41	104
		geda acadamy	9	17	5	5			14	22	36
		Getachew Sheri	28	13	11	7	10	8	49	28	77
		Hope of Kids	33	29	17	18	13	12	63	59	122
		KB ACADEMI	48	42	50	50	55	44	153	136	289
		Rohobot	39	37	27	15	21	25	87	77	164
		school of aygoda-2	41	55	15	30	11	20	67	105	172
		Schoool of Aygoda	26	27	10	19	13	17	49	63	112
		SUPERKIDS	15	12	19	10	10	4	44	26	70
	VICAS ACADAMY	57	28	17	13	8	7	82	48	130	
	Yebulbula Raiey	49	39	53	31	34	56	136	126	262	
	13	Addis gellobal	52	47	44	36	51	38	147	121	268
		Atse Zereyakob	27	27	13	9	9	11	49	47	96
		Bole Community	45	47	34	36	33	32	112	115	227
		Bole Gerji	117	123	109	109	77	85	303	317	620
		Embute	25	26	27	25	24	22	76	73	149
		GATEWAY	12	10	7	13	6	16	25	39	64
		Gerji	25	13	19	10	14	15	58	38	96
		Hany	41	32	17	21	12	11	70	64	134
		Miherete	52	38	56	30	50	77	158	145	303
		Sophists	34	37	18	29	28	25	80	91	171
		SOPHISTS NO-2	10	8	4	1	1	5	15	14	29
		Super Academy	36	33	38	49	35	35	109	117	226
	Tikuret	14	13	10	12	11	6	35	31	66	
	X-Less	22	16	15	20	26	23	63	59	122	
	14	BIRAYTE	26	22	13	8	5	14	44	44	88
		British International	41	41	44	37	34	30	119	108	227
		Council	32	33	20	11	19	9	71	53	124
		County	52	47	38	30	27	25	117	102	219
		Ethio Parents	85	59	82	61	71	86	238	206	444
		Hidase	39	48	42	40	39	40	120	128	248
		Super Holy Savior	30	30	28	20	31	20	89	70	159
		Unity	58	49	57	50	45	49	160	148	308
	Vision	46	54	48	55	51	53	145	162	307	
	15	Adey acadamy	27	26	9	11	3	6	39	43	82
		Beshale	70	73	97	79	66	68	233	220	453
		bright	34	45	16	12	16	12	66	69	135
		Deliverance	38	37	32	28	23	21	93	86	179
		FA	13	15	11	10	10	10	34	35	69
Global		31	39	11	8	8	7	50	54	104	
Misrak		51	35	15	13	17	18	83	66	149	
Safari		42	48	43	47	22	28	107	123	230	
Selam	21	14	10	10	10	9	41	33	74		
Bole		5641	5163	4563	4357	3943	3959	14147	13479	27626	

Education Statistics Annual Abstract 2011 E.C (2018/19 G.C)

Sub-City	Woreda	Schools	Stage One		Stage Two		Stage Three		TOTAL		TOTAL
			M	F	M	F	M	F	M	F	
Gullelie	1	Cherihom	81	44	9	17	16	17	106	78	184
		Dill Betigil	52	52	52	29	35	38	139	119	258
		Lendon wood kinderarten	32	44	31	38	36	39	99	121	220
		Love Ethiopia Academy	21	19	44	48	46	40	111	107	218
	2	Bitania	33	28	22	24	11	22	66	74	140
		Entoto wongelawit	25	23	19	27	27	20	71	70	141
		Kebele 01/02	81	82	27	24	29	14	137	120	257
		Meskaye Hizunan Medhanialem No			52	55	54	46	106	101	207
		Miracle	36	24	19	23	16	22	71	69	140
		Miskaye Hizunane Medhaniyalem	56	47	45	48	46	49	147	144	291
		Yekatit 12	43	20	15	11	10	16	68	47	115
	3	Atse Nakutoleab	24	33	25	20	25	18	74	71	145
		B.K.S Foundation	57	63	44	56	46	40	147	159	306
		Belatena	29	39	30	24	37	30	96	93	189
		Jerusalem	19	19	52	50	34	38	105	107	212
		M.Y	21	8	6	10	5	11	32	29	61
		Shiro Meda	33	35	18	19	13	14	64	68	132
	4	Atse Libene Dingle	35	42	45	30	27	36	107	108	215
		Elon Academy	64	54	42	40	45	35	151	129	280
		Kechene DebereSelam Vision	38	26	22	22	18	20	78	68	146
		Kibebe Tsehay	10	28	10	7	6	10	26	45	71
	5	Addis Birhan	62	44	62	52	45	45	169	141	310
		Arayaletewelid	24	30	40	36	10	10	74	76	150
		Lewog Acadamy	14	11	12	8	11	14	37	33	70
		Tanti	42	28	30	32	25	13	97	73	170
	6	Bright Future	12	8	10	10	12	22	34	40	74
		Entoto Freedom	9	23	14	14	22	12	45	49	94
		Entoto Hope for Children	16	13	14	6	16	12	46	31	77
Fikere Lsera		88	65	91	63	49	47	228	175	403	
Tinsae		36	27	7	11	4	8	47	46	93	

Education Statistics Annual Abstract 2011 E.C (2018/19 G.C)

Sub-City	Woreda	Schools	Stage One		Stage Two		Stage Three		TOTAL		TOTAL
			M	F	M	F	M	F	M	F	
Gullelie	7	Addis Raey	48	45	37	31	34	36	119	112	231
		Adiss Tesfa Kokeb	17	12	11	6	9	5	37	23	60
		Agatos	34	26	20	15	10	21	64	62	126
		Dr.fish	17	14	17	9	12	7	46	30	76
		EB	90	72	117	58	86	74	293	204	497
		Hamle 19/67	51	34	35	26	51	44	137	104	241
		Lazarist	30	40	24	20	31	31	85	91	176
		Meseret	15	18	11	16	7	4	33	38	71
		St.Mary	0	81	0	83	0	80	0	244	244
		TIMRET LESKET	28	27	28	33	70	51	126	111	237
	8	Amigonian	71	44	81	52	67	62	219	158	377
		Belay Zeleke	31	26	23	23	22	24	76	73	149
		Birhane Hilina	79	62	59	66	55	55	193	183	376
		Focus	31	27	18	23	23	22	72	72	144
		General Tadesse Birru	133	111	133	107	112	102	378	320	698
		Gullele Adey Abeba	19	24	26	22	17	18	62	64	126
		Hope Land	41	35	39	36	30	45	110	116	226
		Kezen	30	35	31	22	23	23	84	80	164
		Rufael Holysavior	56	55	44	55	40	36	140	146	286
		Sentitiniious	31	30	17	16	10	7	58	53	111
		Sibilings	38	32	26	32	23	21	87	85	172
	9	Addis Ababa No.2	38	24	23	27	24	21	85	72	157
		Dil Amba	45	21	40	37	31	27	116	85	201
		Enat	62	45	48	40	33	40	143	125	268
		Gullele Holisavior	48	47	38	29	34	39	120	115	235
		k/Azmach Andarge W/Giyorgis	73	59	67	55	60	45	200	159	359
		Meleket	47	55	31	28	36	31	114	114	228
		Nejashi	62	47	42	42	42	38	146	127	273
		Sumeya	62	62	57	63	48	48	167	173	340
	10	Three S	18	10	13	9	16	8	47	27	74
		Azop	21	25	16	25	12	0	49	50	99
		Fikir	48	50	92	89	35	41	175	180	355
		Melkte	23	13	14	12	9	14	46	39	85
		Mieraf	41	53	22	30	35	41	98	124	222
		Wendim Gashe	17	14	12	16	18	14	47	44	91
	Yenegew Fre	22	6	22	11	13	10	57	27	84	
	Total			2610	2360	2243	2118	1954	1943	6807	6421

Education Statistics Annual Abstract 2011 E.C (2018/19 G.C)

Sub-City	Woreda	Schools	Stage One		Stage Two		Stage Three		TOTAL		TOTAL
			M	F	M	F	M	F	M	F	
Kirkos	1	Abiyot Ermija	42	35	31	32	20	18	93	85	178
		Atse Tewdros	54	45	35	50	62	50	151	145	296
		Greek Community	44	59	47	59	49	53	140	171	311
		Piter Pan	60	52	22	24	61	39	143	115	258
		School of Tomorrow	18	20	17	24	14	14	49	58	107
		Urael Primary	24	21	11	11	10	11	45	43	88
	2	BIRHAN ACADAMY	13	39	34	15	34	22	81	76	157
		Dandii Boru	84	105	72	83	85	86	241	274	515
		Hamle 1	17	17	16	14	12	14	45	45	90
		Kidun	59	36	40	25	27	22	126	83	209
		Melkam ejoch	10	14	6	7	7	7	23	28	51
		Narod	31	42	25	21	31	30	87	93	180
		Netsanet Birhan	17	14	23	21	22	19	62	54	116
		New Grand	52	36	31	42	38	39	121	117	238
		Temenja yazh	13	24	27	25	22	24	62	73	135
	Wake up Baby	11	13	3	10	15	8	29	31	60	
	3	Adey Abeba	47	36	45	34	36	17	128	87	215
		Future Talent	48	44	47	55	42	55	137	154	291
		Joy	19	17	15	25	7	24	41	66	107
		MERSI	20	22	21	16	6	9	47	47	94
		Yetebaberut Memihran	28	18	17	26	13	16	58	60	118
	4	Delight Youth	18	20	10	18	16	9	44	47	91
		Melekotawi Tibeb Denagil	24	16	19	21	21	17	64	54	118
		Rafidom Youth	24	19	14	9	13	12	51	40	91
		Soliana	43	47	26	29	35	25	104	101	205
		Tibeb Gebeya	18	23	16	16	18	19	52	58	110
		Worha Yekatit	23	27	26	17	22	11	71	55	126
		Yewket Fana	26	14	23	19	15	25	64	58	122
	5	Chabod	38	42	40	42	28	38	106	122	228
		Ewket Minch	53	35	40	31	30	32	123	98	221
		Meserete Ethiopia	40	48	36	37	43	40	119	125	244
		Soliana	28	34	25	24	16	24	69	82	151
		Sunny Side	83	96	94	74	78	66	255	236	491

Education Statistics Annual Abstract 2011 E.C (2018/19 G.C)

Sub-City	Woreda	Schools	Stage One		Stage Two		Stage Three		TOTAL		TOTAL	
			M	F	M	F	M	F	M	F		
Kolfé-Keranio	8	Kazanchis Mekaneyesus	32	44	18	12	18	15	68	71	139	
		Yelibe Fana	25	22	24	21	21	23	70	66	136	
	9	Biherawi	39	39	24	31	27	28	90	98	188	
		Elshaday	17	16	10	14	19	18	46	48	94	
	10	Blue Bird No.4	32	37	34	39	24	21	90	97	187	
		Felege Yordanos	43	59	47	45	41	38	131	142	273	
		Walia	39	42	30	21	25	34	94	97	191	
	11	Blue Bird No.2	34	45	29	38	34	32	97	115	212	
		Fre Genet	13	12	16	8			29	20	49	
		New Life	17	12	10	17	18	14	45	43	88	
		Vikas	15	17	17	20	12	12	44	49	93	
			Wondmamach	41	37	27	22	27	21	95	80	175
	Total			1476	1512	1240	1244	1214	1151	3930	3907	7837
	Kolfé-Keranio	1	Abune Basiliyos	115	112	106	114	77	76	298	302	600
			Bemnet	16	17	14	9	7	5	37	31	68
Best			33	35	32	28	30	34	95	97	192	
Beteseb			29	30	26	24	30	37	85	91	176	
Biruhe Tesfa			51	61	45	47	42	58	138	166	304	
East African			18	22	30	30	24	21	72	73	145	
ETHIOPIAN Chatolic church			11	11	13	13	12	12	36	36	72	
Isahan			26	25	21	21	19	23	66	69	135	
Joint Vision			61	57	57	60	62	58	180	175	355	
KEDIS VISION			14	16	13	14	8	18	35	48	83	
Mar Youth			38	33	30	24	18	13	86	70	156	
MOUNT OLIVE			6	7	4	5	3	4	13	16	29	
NOLAWI			27	25	20	17	21	10	68	52	120	
Tegat No 1			35	29	20	20	32	28	87	77	164	
Tigat No2		32	52	35	30	34	34	101	116	217		
2		Adteam	31	18	35	24	21	23	87	65	152	
		Enat	29	33	13	18	22	20	64	71	135	
		Ethio hopes 2	20	20	15	15	20	20	55	55	110	
		Ethio Hopes no 1	35	28	37	30	19	22	91	80	171	
		Haset	30	16	31	20	29	15	90	51	141	
		Kiya	19	16	17	11	9	19	45	46	91	
		Meweda	59	53	58	64	65	67	182	184	366	
		NEW unique	20	24			7	4	27	28	55	
	One stop	25	26	11	11	13	11	49	48	97		
	Repi Abel	36	28	44	34	34	33	114	95	209		
Repi Kale hiwot	28	22	19	10	5	5	52	37	89			
Sun Rise	29	22	26	18	20	21	75	61	136			
Zewdnesh Tilaye	35	32	23	35	17	15	75	82	157			

Education Statistics Annual Abstract 2011 E.C (2018/19 G.C)

	Woreda	Schools	Stage One		Stage Two		Stage Three		TOTAL		TOTAL
			M	F	M	F	M	F	M	F	
Sub-City	3	Alifeba	16	23	18	18	20	20	54	61	115
		Anedulues	33	27	34	40	36	42	103	109	212
		APLUS No2	20	20	12	16	14	16	46	52	98
		APLUSUE	26	21	20	23	14	16	60	60	120
		Atlas	75	61	55	58	43	44	173	163	336
		BEF Global	7	6	5	2	3	2	15	10	25
		Beteseb	56	48	56	59	60	49	172	156	328
		Birhane NO2	13	12	6	3	5	1	24	16	40
		Bisrate Woled	11	12	10	17	12	11	33	40	73
		Boaze	21	12	13	12	10	19	44	43	87
		Bright hope	30	32	15	17	14	18	59	67	126
		Cheri or card	37	39	21	29	22	26	80	94	174
		Eagle Academy	16	15	30	25	7	7	53	47	100
		eiklas	16	21	17	25	16	20	49	66	115
		Elmenuere No 1	28	31	14	22	8	15	50	68	118
		Fere	15	12	15	14	10	7	40	33	73
		Future Generation	16	12	12	13	11	9	39	34	73
		karakore	55	80	54	41	53	29	162	150	312
		Loza	28	30	13	15	28	26	69	71	140
		M.T	10	12	11	13	12	14	33	39	72
		Mesty key	24	19	14	14	11	7	49	40	89
		Mumetaz	32	39	37	33	34	26	103	98	201
		Muse	27	21	18	14	18	17	63	52	115
		Nejat	17	23	18	32	18	12	53	67	120
		Nigmat	19	12	11	10	14	7	44	29	73
		NILA	31	29	37	20	35	37	103	86	189
		NUR Africa	27	13	6	3	5	4	38	20	58
		Oketve	41	29	20	20	13	13	74	62	136
		Repi KG	23	17	23	17	20	20	66	54	120
		Reverland	11	21	9	5	11	11	31	37	68
Rohobot	14	20	16	12	13	16	43	48	91		
Sarem	11	13	13	9	11	14	35	36	71		
School of Americana	17	11	12	14	4	7	33	32	65		
Sun Rise Academy	18	17	14	16	5	7	37	40	77		
Sweet kids	16	15	20	16	14	19	50	50	100		
Tesfa Ber	17	13	14	16	12	10	43	39	82		
VISION AFRICA	9	49	38	23	30	42	77	114	191		
Wimal	14	14	17	12	19	16	50	42	92		

Education Statistics Annual Abstract 2011 E.C (2018/19 G.C)

Sub-City	Woreda	Schools	Stage One		Stage Two		Stage Three		TOTAL		TOTAL
			M	F	M	F	M	F	M	F	
Kolfe-Keranio	4	Alfa keranio	88	87	89	67	65	78	242	232	474
		Alhilal	17	14	13	22	21	11	51	47	98
		Apple	55	32	44	40	35	37	134	109	243
		Brilliant	11	9	1	5			12	14	26
		Equilibrium	17	25	19	21	15	14	51	60	111
		Gasemf 2	24	17	10	23	12	14	46	54	100
		Gasemfe	12	13	14	8	7	37	33	58	91
		Iman	33	26	32	23	31	21	96	70	166
		Jemmo Hulegeb No 1	25	22	22	10	13	7	60	39	99
		Jemo kidme medebegna	69	64	95	93	44	36	208	193	401
		Jemo Secondary No_2	24	30	15	16	17	7	56	53	109
		Jemo shemachoche	25	22	22	10	13	7	60	39	99
		Lekuman	25	25	22	14	16	19	63	58	121
		Lekuman 2	3	7	17	16	5	10	25	33	58
		lemma negawo	13	19	16	8	14	10	43	37	80
		Mery kg	8	11	9	6	4	6	21	23	44
		New side KG	35	25	20	28	17	16	72	69	141
		Rising sun	13	7	12	13	20	15	45	35	80
		Sun flower	16	50	10	7	11	11	37	68	105
	Winners kg	24	19	17	19	20	13	61	51	112	
	yehemdar	28	29	31	22	31	15	90	66	156	
	Yehimdar 2	20	9	20	18	18	20	58	47	105	
	Yetwliid Tesfa	55	68	71	54	59	60	185	182	367	
	5	Abune Gorgoriyos weyra	43	45	46	36	42	31	131	112	243
		Addis Hiwot	47	51	49	55	44	38	140	144	284
		Addisalem	18	17	4	5	6	8	28	30	58
		Akaki kalehiwot	48	39	47	40	42	26	137	105	242
		Awoliya no.2	21	27	22	19	16	27	59	73	132
		Embizuhan	29	30	17	25	22	21	68	76	144
Hiwotbirhan		30	18	16	12	12	7	58	37	95	
Keste Demena		13	19	12	13	6	4	31	36	67	
Matilida		16	24	12	9	10	8	38	41	79	
Merit		36	33	44	22	30	38	110	93	203	
Shalom	19	20	18	18	15	10	52	48	100		
Successes	47	37	18	16	17	18	82	71	153		
Sweet baby	9	18	8	17	11	10	28	45	73		
Tesfa Dirjit	24	26	26	22			50	48	98		
Yezelalem Mench	7	17	12	10	8	6	27	33	60		

Education Statistics Annual Abstract 2011 E.C (2018/19 G.C)

Sub-City	Woreda	Schools	Stage One		Stage Two		Stage Three		TOTAL		TOTAL
			M	F	M	F	M	F	M	F	
Kofe-Keranio	6	Bigberd	17	15	9	15	11	9	37	39	76
		Birket	30	20	16	17	22	12	68	49	117
		Blkolos nur No 2	48	56	64	75	62	52	174	183	357
		Debre yidres kIdus Giorgis	23	16	12	13	9	2	44	31	75
		Fruit	24	43	28	36	30	35	82	114	196
		M.E.S.T	11	12	5	4	6	8	22	24	46
		Olive	15	13	12	14	15	15	42	42	84
		Renaissance	54	58	58	49	65	49	177	156	333
		Rezan	38	54	46	40	10	8	94	102	196
		Tsinat	10	15	10	8	10	11	30	34	64
		weyra	33	35	45	46	40	22	118	103	221
		Yehemdar beteseb	23	7	17	10	7	6	47	23	70
		Yemane Birhane	90	76	71	65	54	58	215	199	414
	7	Abune Gorgoriyos	25	30	19	9	21	18	65	57	122
		Addis Tesfa	71	50	77	63	72	51	220	164	384
		Al Afiya No 1	77	65	66	35	77	42	220	142	362
		Al-Afiya No_2	31	31	45	28	23	13	99	72	171
		Batsheba	15	13	14	9	14	11	43	33	76
		Beteseb	58	47	41	43	37	39	136	129	265
		Birhan	14	14	9	9	6	13	29	36	65
		Daliya	35	29	42	29	33	30	110	88	198
		Omega	25	33	36	22	14	20	75	75	150
		Victory	49	40	40	38	45	41	134	119	253
	Wako Gutu	58	75	91	70	41	37	190	182	372	
	8	BABJE	20	22	26	14	21	17	67	53	120
		Ehio German	14	16	13	11	7	8	34	35	69
		EM	19	15	14	14	14	14	47	43	90
		Esek Kinderkarten	62	53	47	37	35	49	144	139	283
		Helina	28	22	43	43	24	28	95	93	188
		Kerniyo Medhanealem	104	114	121	108	71	88	296	310	606
		Nataniem	19	9	13	5	10	11	42	25	67
		Preskela	36	35	15	17	18	26	69	78	147
		yididya	52	68	50	31	41	40	143	139	282

Education Statistics Annual Abstract 2011 E.C (2018/19 G.C)

Sub-City	Woreda	Schools	Stage One		Stage Two		Stage Three		TOTAL		TOTAL
			M	F	M	F	M	F	M	F	
Kofe-Keranio	9	Cruise	75	72	59	87	83	69	217	228	445
		Ethio canada	23	26	23	22	10	21	56	69	125
		Family	39	33	40	42	39	30	118	105	223
		Gneral wako Gutu No 2	50	56	23	19	27	27	100	102	202
		Kebbron	28	10	10	7	7	7	45	24	69
		Kumneger	12	15	9	9	12	11	33	35	68
		Meserete Ediget	102	84	82	90	80	87	264	261	525
		Moon light	18	19	42	27	23	33	83	79	162
		Omega	44	34	42	26	34	26	120	86	206
		Sam	15	13	16	14	13	18	44	45	89
		Tinbite Ermiyas	50	26	7	6	10	17	67	49	116
		umma	11	17	4	4	2	5	17	26	43
		unity	43	42	43	47	47	38	133	127	260
	yoha tsion	15	22	9	3	4	16	28	41	69	
	10	Noterdam	21	26	20	12	23	18	64	56	120
		Piramid	34	32	33	33	12	11	79	76	155
		Selam ber	229	231	194	204	210	169	633	604	1237
		Sewasew Birhan	85	87	64	59	36	35	185	181	366
		Yididya	21	25	25	23	10	10	56	58	114
	11	Abbay	28	26	26	30	44	41	98	97	195
		Abem Youth	48	42	38	46	40	42	126	130	256
		Addis youth Academy	12	14			7	14	19	28	47
		Fire	66	70	44	42	37	24	147	136	283
		Readymade	66	71	35	38	21	34	122	143	265
	12	Al imran	10	15	14	12	6	9	30	36	66
		Burka wayu	46	39	34	36	30	29	110	104	214
		Ewkete wogeane	51	44	23	26	25	23	99	93	192
		Huda	33	32	17	21	15	20	65	73	138
		Kolfe mekena yesus	55	47	17	28	23	29	95	104	199
	13	3A	59	54	38	24	16	23	113	101	214
		AL-AFIA	29	23	34	29	30	20	93	72	165
		Ardi Youth	63	57	13	13	15	11	91	81	172
		ARDI YOUTH	13	10	36	33	57	39	106	82	188
		Asko progress	33	30	39	41			72	71	143
		Aster Bete Fikir	43	29	44	29	43	44	130	102	232
		Bashewam	83	55	65	68	65	67	213	190	403
		Biruh Ray	13	19	10	16	22	17	45	52	97
		Corner stone	9	12	8	12	10	20	27	44	71
		Dagmawi Birhan	39	26	29	35	30	18	98	79	177
		Fares	20	25	15	15	10	12	45	52	97
		G.H	24	17	12	10	9	10	45	37	82
		Gardyan Acadamy	20	9					20	9	29
		Gond Acadamy	17	9					17	9	26
		Icon	34	49	47	43	27	39	108	131	239
Lemonland		32	38	27	34	31	26	90	98	188	
New life	30	25	24	19	30	22	84	66	150		
saint francis community	20	17	21	19	36	27	77	63	140		
Therry	35	33	36	29	22	22	93	84	177		
Umehat	30	19	30	16	11	17	71	52	123		

Education Statistics Annual Abstract 2011 E.C (2018/19 G.C)

Sub-City	Woreda	Schools	Stage One		Stage Two		Stage Three		TOTAL		TOTAL
			M	F	M	F	M	F	M	F	
Kofe-Keranio	14	Asko kalehiwot	29	18	9	18	12	11	50	47	97
		D A	3	8	3	8	0	1	6	17	23
		Geez	12	16	8	13	15	7	35	36	71
		Kebede micheal	14	16	12	16	15	17	41	49	90
		Mirror	46	40	26	26	34	19	106	85	191
		Mishil Academy	30	31	30	32	35	35	95	98	193
		school of mail NO 1	15	10	10	20	10	10	35	40	75
		SCHOOL OF MALI NO 2	32	16	20	31	40	20	92	67	159
		selamawit	9	21	16	12	13	10	38	43	81
		Wizdom	23	17	11	11	12	16	46	44	90
	15	AL kelem	24	28	29	21	43	32	96	81	177
		Amen	13	13	12	9	12	9	37	31	68
		Awelia	108	86	74	91	72	77	254	254	508
		Ehio .Canada.School	57	50	44	14	44	27	145	91	236
		Ekram	25	15	10	16	10	8	45	39	84
		Glbsan Academy	43	43	36	37	43	34	122	114	236
		Gulele montesory	20	25	21	12	10	9	51	46	97
		Hermolan	19	17	19	14	19	26	57	57	114
		Kale kG PUBLIC SCHOOL	26	32	23	16	20	22	69	70	139
	Nadhi	17	15	11	5	8	6	36	26	62	
			6621	6366	5695	5303	4980	4724	17296	16393	33689
Lideta	1	Intelligent Milliniya	50	46	49	43	57	44	156	133	289
		Lmat Minch	35	43	22	21	19	25	76	89	165
		Meskerem 1	23	17	10	10	14	13	47	40	87
		Tsinat	40	34	26	17	15	17	81	68	149
	2	Ethio Canada	61	52	90	76	100	70	251	198	449
		Hiltops	66	66	51	50	47	48	164	164	328
		Mezgebe Brihan	27	26	17	15	23	16	67	57	124
		Ousman	24	31	16	18	19	11	59	60	119
		Selam	37	58	12	23	16	21	65	102	167
	3	Africa Birhan	34	36	67	60	27	21	128	117	245
		Bilal	21	19	18	22	20	20	59	61	120
		Britanica	59	53	68	60	60	45	187	158	345
		El-home of kids	21	40	30	26	36	27	87	93	180
		New Bright	49	38	26	25	17	21	92	84	176

Education Statistics Annual Abstract 2011 E.C (2018/19 G.C)

Sub-City	Woreda	Schools	Stage One		Stage Two		Stage Three		TOTAL		TOTAL	
			M	F	M	F	M	F	M	F		
Lideta	4	Birliance	31	39	22	27	27	25	80	91	171	
		Enat Ethiopia /Abdisa Aga/	43	29	19	13	31	20	93	62	155	
		Karamara	91	82	84	72	61	54	236	208	444	
		Kebele 29	46	40	35	33	41	27	122	100	222	
		Kebele 37	77	48	32	24	32	22	141	94	235	
		School of american Balcha	43	60	36	35	40	33	119	128	247	
		School of Americana(geja)	24	6	5	13	13	9	42	28	70	
	5	Kebel 30	26	26	9	10	5	7	40	43	83	
		Kebele 42			61	44	47	50	108	94	202	
	6	Edeget Besera	78	49	38	23	33	31	149	103	252	
		7	Abadir	62	67	73	51	52	46	187	164	351
			Alsewen	36	51	36	39	28	21	100	111	211
			Gola Birhan	83	76	80	58	62	65	225	199	424
	8	Ruhama	23	27	14	21	18	16	55	64	119	
		Lideta Wongelawit	42	32	57	44	33	41	132	117	249	
		School of Americana	67	69	59	48	45	44	171	161	332	
		St.George	21	34	19	24	20	19	60	77	137	
	10	Tesfa kokeb	36	47	33	31	43	31	112	109	221	
		Frehiwot No.1	30	18	32	21	15	17	77	56	133	
		Good Neighbours			45	49			45	49	94	
		Liza	18	12	6	18	10	14	34	44	78	
			True Hope	25	20	23	25	24	14	72	59	131
		Total		1449	1391	1320	1189	1150	1005	3919	3585	7504
	Nefas Silk-Lafto	1	AIR TO MOJO	23	22	12	6			35	28	63
			Bealpersim	10	9	5	6	3	7	18	22	40
			Beteseb	22	26	11	12	22	14	55	52	107
			Biyanbona	11	17	10	17	10	7	31	41	72
			Blue Nile	17	19	10	14	5	9	32	42	74
			Boliyam early years learning c	11	12	2	9	1	9	14	30	44
			Briliant Youth	1	9	11	5	2	5	14	19	33
burka weyo			176	153	123	116	69	66	368	335	703	
Fenote loza			16	14	5	6	0	7	21	27	48	
furi mariame			13	12	12	16	18	10	43	38	81	
Genus Zone			21	20	22	16	28	16	71	52	123	
Hana			147	156	146	125	118	120	411	401	812	
Hawi Dandiboru			72	62	58	50	43	58	173	170	343	
HB			27	30	28	17	22	21	77	68	145	
Hebron			13	12	12	15	5	10	30	37	67	
Hohte berhan kidst dengle mary			22	25	11	10	8	11	41	46	87	
K.A.T			11	14	14	17	4	14	29	45	74	
Kal Mal no 2			18	22	16	15	22	21	56	58	114	
kasech			37	28	22	30	21	29	80	87	167	
Kuata			11	14	146	17	4	14	161	45	206	
Light Howes			40	46	36	28	36	34	112	108	220	
Meserak			38	28	26	23	21	17	85	68	153	
Mount Olive			20	24	14	22	18	15	52	61	113	
My Dream Land			22	26	12	10	10	8	44	44	88	
New Forture			22	16	16	14	18	7	56	37	93	
Neway challenge No.1			64	65	77	80	62	67	203	212	415	
Neway challenge No.2			74	89	75	93	78	74	227	256	483	
pinnacle			40	46	36	28	36	34	112	108	220	
RUTH			22	23	18	22	13	15	53	60	113	
School of Redemtion			69	65	51	57	35	43	155	165	320	
seyfudemke	16	9	14	21	10	6	40	36	76			
Stanford Addis	53	63	54	63	59	45	166	171	337			
Tsegereda No.1	34	25	23	22	20	20	77	67	144			
Tsegereda No.2	26	25	9	15	10	6	45	46	91			
zima	9	10	6	4	4	12	19	26	45			

Education Statistics Annual Abstract 2011 E.C (2018/19 G.C)

Sub-City	Woreda	Schools	Stage One		Stage Two		Stage Three		TOTAL		TOTAL	
			M	F	M	F	M	F	M	F		
Nefas Silk-Lafto	2	Abyot Fre New Hope	25	27	25	23	24	23	74	73	147	
		Alpha Blen	12	16	7	14	9	9	28	39	67	
		Champion	15	28	28	20	20	25	63	73	136	
		Charisma	22	16	14	15	13	11	49	42	91	
		Defrom	26	25	15	15			41	40	81	
		Doliphen	41	47	17	18	16	23	74	88	162	
		empresing Hope	15	17	15	11	18	11	48	39	87	
		Future Generation hope	26	29	23	29	29	18	78	76	154	
		Great Ethiopia Transformation	11	10	7	6	8	7	26	23	49	
		Hermon	16	14	17	16	14	11	47	41	88	
		Hiber No.2	55	52	64	61	50	54	169	167	336	
		Hiber No2	38	39	46	35	19	30	103	104	207	
		Hunde Gudina	13	22	14	21	11	8	38	51	89	
		Kids Vision	23	16	18	17	19	7	60	40	100	
		Kore Birhan Wongel	10	12	10	6	7	6	27	24	51	
		Limat	12	22	11	10	9	9	32	41	73	
		Mekanisa K/Mikael	48	66	84	57	68	53	200	176	376	
		Origen of knowledge	3	5			2	8	5	13	18	
		Peer Paulo	20	20	27	21	18	19	65	60	125	
		Pride	18	14	18	5	21	11	57	30	87	
		Romanat	26	32	25	25	23	25	74	82	156	
		St Mery	25	30	27	28	22	24	74	82	156	
	Strong Hearts	12	18	7	12	5	5	24	35	59		
	T W Trinty	23	20	15	22	21	23	59	65	124		
	walife acadamy	10	13	10	10	15	9	35	32	67		
	Yeamde	48	45	27	42	26	31	101	118	219		
	yemen community	11	6	4	8	11	8	26	22	48		
	3	Bisrate Gebriel International	83	78	80	72	62	54	225	204	429	
			Brana Play	15	15	10	16	4	4	29	35	64
			Captun Danagil	49	36	30	28	24	22	103	86	189
			Cruise NO.2	67	66	59	64			126	130	256
			Cruise No.1	36	68	47	76	58	86	141	230	371
			cruise school no.3	36	26	45	21	31	26	112	73	185
			Ever east	8	23	9	9	3	10	20	42	62
			Gifted Handes	12	9	2	8			14	17	31
			Green ard	14	18	8	8	10	5	32	31	63
			Kids First	16	12	8	7	2	0	26	19	45
			Light House	34	24					34	24	58
			Mald	39	34	32	30	15	27	86	91	177
			Mekanisa Akababi	36	34	32	23	38	34	106	91	197
			Mekanisa Mekaneyesus	25	22	41	41	29	19	95	82	177
			Mekdela	51	45	57	30	32	18	140	93	233
			Modern	22	20	17	16	17	14	56	50	106
			New English No.1	69	66	63	62			132	128	260
			New English No.2					57	66	57	66	123
			Robost	33	36	35	28	26	27	94	91	185
			Sara	22	10	11	1	7	2	40	13	53
	School of Tomorrow	49	52	48	28	38	43	135	123	258		
3	SOS			31	33	17	24	48	57	105		
		Spring of Knowledge	68	64	71	77	68	75	207	216	423	
		Yeneta	18	20	25	26	28	22	71	68	139	
		Zoma school	3	2	9	10	7	5	19	17	36	

Education Statistics Annual Abstract 2011 E.C (2018/19 G.C)

Sub-City	Woreda	Schools	Stage One		Stage Two		Stage Three		TOTAL		TOTAL
			M	F	M	F	M	F	M	F	
Nefas Silk-Lafto	4	Gibson Youth	124	114	120	129	112	118	356	361	717
		Mekanisa Abadir	35	26	26	10	30	30	91	66	157
		School of Nation	22	23	30	8	19	14	71	45	116
		Tesfa	26	11	13	21	14	19	53	51	104
	5	Alexander	34	36	18	22	18	22	70	80	150
		F.M	15	18	15	17	8	13	38	48	86
		M.T	19	35	14	13	17	9	50	57	107
		Strivers	26	29	29	25	19	17	74	71	145
		sun coat	34	34	20	23	28	22	82	79	161
		Veronica	24	21	26	36	14	19	64	76	140
	6	Atse Zereyakob	68	59	46	40	41	42	155	141	296
		Bisrate Gebriel School	37	43	49	43	25	23	111	109	220
		Cordova	76	65	53	49	46	38	175	152	327
		Destiny Future	35	37	22	19	25	24	82	80	162
		Eagle	25	32	23	16	9	10	57	58	115
		Eldra					54	54	54	54	108
		Eldra Number 2	54	71	60	54			114	125	239
		Font	11	7	10	5	7	7	28	19	47
		font no/ 2	11	10	8	6	8	6	27	22	49
		Font no/ 3	6	10	8	9	6	7	20	26	46
		Hawariyaw Petros	44	62	35	31	32	31	111	124	235
		Kids New Flower	58	66	42	40	43	48	143	154	297
		Lehket	46	36	18	10	12	12	76	58	134
		Merkoriwos	30	30	20	8	7	8	57	46	103
		Nation Wide	32	36	30	30	34	33	96	99	195
		Netsanet Chora	49	45	28	28	30	32	107	105	212
		Nure Jemal	11	14	11	14	8	17	30	45	75
		school of tomorrow	20	24	11	16	13	18	44	58	102
	Tiruwork	44	36	34	22	40	41	118	99	217	
	Zikire Teophlos	150	141	69	75	44	62	263	278	541	
	7	Darsy	11	10	11	12	12	9	34	31	65
		Sabedy	22	13	17	7	8	11	47	31	78
Salem		18	20	8	14	11	13	37	47	84	
Sub-City	Woreda	Schools	Stage One		Stage Two		Stage Three		TOTAL		TOTAL
			M	F	M	F	M	F	M	F	
Nefas Silk-Lafto	8	Agazian No.2	47	53	35	39	25	22	107	114	221
		B.T.D	36	26	20	25	30	30	86	81	167
		Eddon	24	28	31	33	31	31	86	92	178
		Lemlem	17	16	16	18	13	8	46	42	88
		Mekerez	44	45	35	36	29	34	108	115	223
		Sibste Negasi	13	15	19	17	24	18	56	50	106
	9	Addis Amba	64	53	38	33	33	24	135	110	245
		El-Bethel	69	64	73	81	53	69	195	214	409
		Falcon No.1	29	32	17	37	23	28	69	97	166
		Falcon No.2	18	31	34	31	28	21	80	83	163
		Falcon No.3	41	30	41	34	35	41	117	105	222
School of Aygoda	27	15	24	16	12	14	63	45	108		

Education Statistics Annual Abstract 2011 E.C (2018/19 G.C)

		TYPIFY YOUTH ACADAMY	54	45	27	36	17	27	98	108	206
10		Abiyot Fana	47	53	42	59	63	54	152	166	318
		Eshakol	30	19	29	32	11	16	70	67	137
		Lesanco Hollins	23	13	7	14	22	10	52	37	89
		Nur Jemal	23	21	24	19	19	26	66	66	132
		PRIZE OF NOBEL	66	70	21	21	16	5	103	96	199
		Progress	22	16	8	13	15	10	45	39	84
		Promise Keepers	29	18	32	24	26	21	87	63	150
		Ruth	33	27	13	19	11	16	57	62	119
		sene 9	85	71	62	65	63	46	210	182	392
		Solomons	11	13	10	5	13	9	34	27	61
		TWS	14	20	17	16	18	16	49	52	101
		Yeneta Hahu	34	38	33	19	20	17	87	74	161
11		Addis Hiwot	15	13	12	13	7	10	34	36	70
		Akilesiya	18	4	13	17	17	14	48	35	83
		Amen	9	8	12	8	6	6	27	22	49
		Anikyon	30	26	5	5			35	31	66
		ASEROK	26	18	23	21	17	20	66	59	125
		Aspayer youth	25	30	27	19	17	16	69	65	134
		Efrata	43	29	14	19	13	11	70	59	129
		Ethio Genesis	14	16	6	6	6	6	26	28	54
		Ewuket Birhan	8	3	5	11	9	6	22	20	42
		Eyakebwehana	35	29	26	8	29	21	90	58	148
		Finote loza	40	47	33	45	30	36	103	128	231
		Genius	19	13	9	9	10	9	38	31	69
		GIBSON YOUTH ACADAMY	50	58	39	41	51	38	140	137	277
		Harvest Academy	23	23	10	17	10	16	43	56	99
		Kotari	129	131	134	118	90	95	353	344	697
		LEDER SHEEP	33	27	28	22	27	23	88	72	160
		Leule Mekonnen	25	17	23	22	12	12	60	51	111
		Memory	14	15	3	7	7	5	24	27	51
		Metro	15	14	4	9	4	10	23	33	56
		Misale	23	18	11	10	11	8	45	36	81
		MNASE ACADAMY	25	26	22	22	21	19	68	67	135
		Rohobot vision	17	27	23	15	26	14	66	56	122
		Saba boru	13	17	11	9	10	10	34	36	70
	SCHOOL OF BSC	9	18	3	13	8	7	20	38	58	
	Sidon	39	49	53	29	49	35	141	113	254	
	Sinziro	24	29	40	46	44	42	108	117	225	
	Tseday	32	33	18	19	13	16	63	68	131	
		Yeabkal	15	15	15	15	15	15	45	45	90
		Yerom	30	27	16	18	12	9	58	54	112

Education Statistics Annual Abstract 2011 E.C (2018/19 G.C)

Sub-City	Woreda	Schools	Stage One		Stage Two		Stage Three		TOTAL		TOTAL
			M	F	M	F	M	F	M	F	
Nefas Silk-Lafto	12	A.Y.B	18	10	16	12	16	13	50	35	85
		Ab Info	47	44	49	56	41	37	137	137	274
		Abune Paulos	40	35	26	16	20	23	86	74	160
		Amanuel Academy	43	44	38	30	30	24	111	98	209
		Amanuel no 2	30	32	39	36	40	32	109	100	209
		Emyu	16	16	6	5	7	6	29	27	56
		Future Generation	34	24	33	17	16	23	83	64	147
		Glow (M.L.W) No.1	16	23	12	11	9	14	37	48	85
		Huluam	26	23	23	26	14	27	63	76	139
		Joys Youth Academy	32	31	12	12	16	9	60	52	112
		Lafto	74	58	44	45	26	48	144	151	295
		Megabit 28	60	54	49	58	49	32	158	144	302
		South West Academy	90	84	107	82	84	92	281	258	539
		Sun Shine	30	21	17	16	13	9	60	46	106
	Tsedal	30	21	30	21	17	29	77	71	148	
	13	Abune Gorgorios	47	89	94	91	104	81	245	261	506
		Afomiya	16	9	11	12	5	7	32	28	60
		Amba youth	58	46	39	28	26	29	123	103	226
		Apple	8	11	12	14	8	8	28	33	61
		Bibrest academy	40	41	18	22	19	24	77	87	164
		Daynamic	67	49	37	34	33	30	137	113	250
		Dream	95	110	111	87	81	104	287	301	588
		Geez	47	24	46	34			93	58	151
		Jemo 2	288	291	183	162	95	67	566	520	1086
		Mark	89	89	68	96	67	73	224	258	482
		Miraf teachers	31	33	10	22	20	23	61	78	139
		Nolawi	47	41	29	25	26	22	102	88	190
		Pineal	60	33	33	48	33	32	126	113	239
		Redate No.1	36	24	20	25	22	18	78	67	145
		Rediet	37	54	23	34	18	23	78	111	189
		School of Indian	63	59	50	51	68	60	181	170	351
		Sefere Selam	31	31	30	16	16	18	77	65	142
South West		122	109	115	130	115	116	352	355	707	
Spring Of Knowledge	55	56	67	63	57	60	179	179	358		
Sunny Land	15	11	12	8	11	8	38	27	65		
Unique	18	6	8	9	13	9	39	24	63		
Yanduaem	25	25	21	30	18	25	64	80	144		

Education Statistics Annual Abstract 2011 E.C (2018/19 G.C)

Sub-City	Woreda	Schools	Stage One		Stage Two		Stage Three		TOTAL		TOTAL
			M	F	M	F	M	F	M	F	
Yeka	1	Akiya	21	13	8	9	9	2	38	24	62
		Emawayesh	27	35	21	32	30	30	78	97	175
		Habteselase Metasebiya	18	10	16	7	23	18	57	35	92
		Kidus Markos	64	76	66	50	50	34	180	160	340
		Lemilem	25	26	14	15	19	18	58	59	117
		Miyaziya 23	45	28	20	34	41	23	106	85	191
		Montosoriyan	79	89	65	43	45	60	189	192	381
		Tigl lenetsanet	59	33	29	40	29	19	117	92	209
	2	Gurara Freedom	11	11	14	8	10	9	35	28	63
		Hirut Kale	39	42	32	45	18	24	89	111	200
		Hizbawiserawit	83	103	86	76	63	52	232	231	463
		Inderince	15	14	12	3	1	7	28	24	52
		Lemlem	70	61	68	49	53	53	191	163	354
		Mekane Hiwot Kinderkaten	48	47	30	23	25	17	103	87	190
		Miss aki	25	29	13	23	18	18	56	70	126
		Nigst	30	28	29	5	6	15	65	48	113
		Rafidem	24	21	16	13	23	21	63	55	118
		Seble Memorial	17	11	9	23	13	20	39	54	93
	3	Yeha Science and Technology	23	19	27	19	21	21	71	59	130
		Characount Academy	30	15	30	15	23	20	83	50	133
		Hibret Fire	19	26	28	9	12	20	59	55	114
		Hibret Fire Number 2	56	37	37	26	33	32	126	95	221
		SeraMono	15	18	11	22	21	19	47	59	106
	4	Twins Kinderkaten	9	14	12	10	7	13	28	37	65
		Addis Berhan	27	17	17	18	20	14	64	49	113
		Andnet	30	32	25	25	20	18	75	75	150
		Karamara	40	45	33	38	35	36	108	119	227
	5	Kebena Adventist	28	12	14	22	23	22	65	56	121
		Addis sew	9	14	13	8			22	22	44
		Bukaya	15	21	17	16	20	16	52	53	105
Kokebetsibah		14	25	21	23	23	20	58	68	126	
Yeka KinderKarten		19	20	61	45	51	58	131	123	254	
Yeka Terara	59	65	60	39	18	30	137	134	271		

Education Statistics Annual Abstract 2011 E.C (2018/19 G.C)

Sub-City	Woreda	Schools	Stage One		Stage Two		Stage Three		TOTAL		TOTAL
			M	F	M	F	M	F	M	F	
Yeka	6	Birahn Guzo	28	25	14	16	7	8	49	49	98
		Ethiopia Andinet	56	50	44	49	46	48	146	147	293
		Flipper International	7	12	30	25	34	24	71	61	132
		Humedica	10	9	9	7	12	13	31	29	60
		Indian International	25	20	11	24	24	23	60	67	127
		kefa	18	19	16	17	11	15	45	51	96
		key kokeb	44	41	24	15	15	24	83	80	163
		miss Ford	22	25	36	27	38	33	96	85	181
		Nigat Kokeb	25	31	37	28	26	27	88	86	174
		Temsalet 2000	28	20	19	15	15	17	62	52	114
		V-nuvel	15	21	13	20	9	5	37	46	83
	Yetnebersh	16	14	28	22	19	16	63	52	115	
	7	Adewa ber	25	26	31	28	24	30	80	84	164
		Biruh	42	46	38	37	33	23	113	106	219
		Brass Youth Academy	26	23	31	30	26	25	83	78	161
		Nobel	20	26	22	20	20	10	62	56	118
		winner	20	15	12	9	10	9	42	33	75
		Yeka Global	30	24	23	22	23	30	76	76	152
	Yeka Misrak Chora	21	19	31	23	21	19	73	61	134	
	8	Abiyot	13	29	20	20	18	24	51	73	124
		Biruh Tesfa	26	19	23	41	22	23	71	83	154
		Blue Bird	46	41	38	28	34	32	118	101	219
		Magic Carpet	76	54	61	49	61	48	198	151	349
		Sarina	29	23	25	26	26	16	80	65	145
		school of tomorow	52	64	53	73	41	50	146	187	333
		St Michael	22	15	18	11	12	16	52	42	94
	Yewetatoch Genet KG	70	51	51	37	34	30	155	118	273	
	9	AB No1	35	32	36	31	26	26	97	89	186
		Andinet International School	100	82	49	60	56	47	205	189	394
		Bell Tower	13	17	6	8	15	8	34	33	67
		Cristolobe	9	12	7	11	14	3	30	26	56
		Deliverance	24	20	21	14	11	13	56	47	103
		Education for needy people ass	24	23	15	15	15	13	54	51	105
Ermoname		34	24	21	29	17	16	72	69	141	
Hill side		75	62	73	78	67	94	215	234	449	
Kotebe Adventist		21	20	23	15	24	12	68	47	115	
Kotebe mekaneyesus		5	7	8	7	7	9	20	23	43	
Mavis		37	31	20	20	10	10	67	61	128	
St.michael kotebe branch		29	24	24	22	14	16	67	62	129	
World Wide Orphan	15	9	11	13	12	12	38	34	72		
yeka kidanemihret	35	31	17	20	21	17	73	68	141		

Education Statistics Annual Abstract 2011 E.C (2018/19 G.C)

Sub-City	Woreda	Schools	Stage One		Stage Two		Stage Three		TOTAL		TOTAL
			M	F	M	F	M	F	M	F	
Yeka	10	Alab No 2	29	33	17	14	17	16	63	63	126
		AMT	5	9	8	2	5	6	18	17	35
		Blaze Academy Kindergarten	15	12	8	13	5	5	28	30	58
		Elmo	62	55	64	48	50	40	176	143	319
		Ethio Vision	13	17	8	10	8	9	29	36	65
		Eyor	31	40	34	35	34	33	99	108	207
		Fairway	24	8	8	15	10	7	42	30	72
		Flower	23	12	27	20	14	12	64	44	108
		Mersi	12	17	10	11	10	10	32	38	70
		Salayish	170	130	142	123	122	125	434	378	812
		Sello	35	32	37	25	28	37	100	94	194
		Sewite	17	17	13	13	16	14	46	44	90
		WK	19	23	12	15	13	19	44	57	101
	Yeametah	32	28	20	26	15	25	67	79	146	
	11	Beza	20	11	2	5	3	6	25	22	47
		Deliverance	26	20	28	22	60	72	114	114	228
		Dj Azmach wondrad	88	80	71	59	62	63	221	202	423
		Ecllecian Nuhamine	8	9	4	3	8	3	20	15	35
		Eden	17	12	11	12	10	12	38	36	74
		Edget Tajeb	23	25	19	14	24	15	66	54	120
		Elivent	12	14	12	10	5	7	29	31	60
		Fresh and Green	11	9	11	9	13	6	35	24	59
		Future Youth	13	16	13	15	14	12	40	43	83
		Hamer Kg	28	28	13	15	4	3	45	46	91
		Happy Kids	19	21	6	8	5	8	30	37	67
		Kotebe	25	22	13	19	11	11	49	52	101
		Macmillan Academy	13	12	8	14	14	13	35	39	74
		Magnet	100	94	99	90	104	97	303	281	584
		Marvel	31	32	19	26	22	36	72	94	166
		Masol Academy	19	13	8	10	5	12	32	35	67
		Neway youth	19	17	21	11	17	10	57	38	95
		Rigib	47	44	40	37	24	27	111	108	219
		Rohobot	23	22	18	19	18	26	59	67	126
School of livoro		20	14	15	11	27	13	62	38	100	
Selam children village			55	40	64	58	119	98	217		
sewit	8	9	3	0			11	9	20		
Shawel Tsegaye KG	29	28	20	11	11	12	60	51	111		
union acadamy	12	17	9	17	18	10	39	44	83		
Universal	25	24	21	19	10	14	56	57	113		
Wuleta Kinderkarten	27	24	18	10	16	9	61	43	104		

Education Statistics Annual Abstract 2011 E.C (2018/19 G.C)

Sub-City	Woreda	Schools	Stage One		Stage Two		Stage Three		TOTAL		TOTAL
			M	F	M	F	M	F	M	F	
Yeka	12	Ab	39	39	19	27	25	30	83	96	179
		Alliance Acadamy	18	18	6	5	0	6	24	29	53
		betel	13	14	12	4	7	5	32	23	55
		Bright hope Family kids	26	30	27	28	27	18	80	76	156
		Delit national	19	9	6	7	0	3	25	19	44
		H/H One	10	7	4	7	5	7	19	21	40
		H/H One No 1	25	24	21	10	28	16	74	50	124
		Happy Village Adiet	31	20	33	40	40	26	104	86	190
		Hiwot Tsion	30	30	17	18	15	15	62	63	125
		Karallo	99	108	92	67	63	55	254	230	484
		Kesatte Birhan	18	23	10	5	2	8	30	36	66
		Kotebe Birhan Hiwot	115	114	100	91	115	96	330	301	631
		New Sunlight	58	47	38	41	38	31	134	119	253
		Noele No 1	61	54	59	54	43	44	163	152	315
		T S Rohobot	4	10	10	15	3	13	17	38	55
		Tesela Shalom Acadamy	34	16	11	18	13	14	58	48	106
	Tinajeef School PLC	14	17	3	4	4	8	21	29	50	
	13	Abune Gorgorios	95	86	100	79	98	75	293	240	533
		Argity meri	11	12	12	12	11	13	34	37	71
		Barbi	8	15	17	17	9	6	34	38	72
		Biruh	28	35	28	30	21	18	77	83	160
		Daymend Academy	42	52	42	48	33	33	117	133	250
		Deliverance	37	45	51	31	31	34	119	110	229
		Eshcol	17	28	26	27	26	34	69	89	158
		ethio mahetote	33	35	33	40	18	18	84	93	177
		Finot	16	24	26	18	5	8	47	50	97
		Garaguri	109	105	57	56	33	36	199	197	396
		Hana	29	22	18	21	23	20	70	63	133
		KAS	53	49	50	42	36	37	139	128	267
	13	Kipas	45	29	25	16	17	26	87	71	158
		Lina	40	34	27	24	10	11	77	69	146
		Meri debre tabor	20	13	2	5	5	3	27	21	48
		mijona	12	21	7	7			19	28	47
		Miraf Academy	41	85	26	43	33	22	100	150	250
		O-Zone	85	108	86	94	88	133	259	335	594
		School of Edmoro	16	17	14	16	8	12	38	45	83
school of tommorow		137	131	125	141	155	135	417	407	824	
S-Terza		29	33	50	31	20	46	99	110	209	
Three M		32	45	37	37	42	31	111	113	224	
Tsion		26	22	7	6	4	4	37	32	69	
Victory		7	4	6	9			13	13	26	
Yeka Taffo	110	96	128	120	70	70	308	286	594		

Education Statistics Annual Abstract 2011 E.C (2018/19 G.C)

Sub-City	Woreda	Schools	Stage One		Stage Two		Stage Three		TOTAL		TOTAL
			M	F	M	F	M	F	M	F	
Yeka	14	Abado	115	202	190	166	108	94	413	462	875
		goal acadamiy	51	37	37	33	11	18	99	88	187
		HOME land	38	31	38	50	13	15	89	96	185
		onelove	58	66	26	34	18	15	102	115	217
		Pilare	27	12	6	8	10	5	43	25	68
		Rakher	149	140	125	130	94	108	368	378	746
		St.Michael	90	91	105	103	80	54	275	248	523
		Tsion	44	31	32	40	37	25	113	96	209
	Total										
Total Addis Ababa											



Enrollment by Primary Level All Regular & Evening (Government, Private And Other)

Sub-City	Woreda	SCHOOL	Grade 1		Grade 2		Grade 3		Grade 4		Grade 5		Grade 6		Grade 7		Grade 8		TOTAL		TOTAL
			M	F	M	F	M	F	M	F	M	F	M	F	M	F	M	F	M	F	
Addis Ketema	1	yemen community 01	14	4	8	11	8	11	3	5	15	8	9	7	13	7	7	9	77	62	139
		Britanica	36	34	37	33	34	26	25	27									132	120	252
	2	Felege Hiywot	62	71	72	72	52	63	36	78	46	87	52	95	37	41	27	55	384	562	946
		Gelila	27	34	38	51	48	34	58	56	61	78	50	58	54	67	66	89	402	467	869
		Barak Youth	26	27	25	10	23	7	9	8									83	52	135
	3	Bethlehem youth	22	20	21	23	14	10	13	12	4	8	2	4	5	4	3	3	84	84	168
		Birhanena Selam	10	20	11	13	28	25	21	38	29	42	30	37	48	57	53	64	230	296	526
		Deja.Hailu Tesfaye	105	168	121	143	110	176	82	135	113	142	122	144	145	167	151	191	949	1266	2215
		Honey Comb	10	10	9	11	15	11	11	13	11	9	7	7	5	8	5	6	73	75	148
		Radical academy	21	25	30	27	17	37	23	23	32	24	17	27	44	18	34	37	218	218	436
		Tsehay Gibat	38	50	36	46	38	49	50	40	47	59	49	54	55	78	46	85	359	461	820
		Al-Afia 18	20	22	20	21	15	20	12	30	0	43	0	36	0	36	0	57	67	265	332
	4	Hamile 19 No 2	35	32	44	26	38	33	24	44	43	68	37	37	44	60	36	41	301	341	642
		Mimoza Youth Academy	52	52	43	28	38	42	28	34	20	18	27	19	21	16	12	20	241	229	470
		Mirchay Ewuket	18	15	19	20	17	31	34	34	37	30	22	40	52	48	60	68	259	286	545
		Sefere Selam	91	70	80	73	67	98	66	69	78	87	78	75	104	95	92	93	656	660	1316
	5	Bethel Mekane Yesus	17	79	19	61	6	70	6	43	0	54	0	53	0	72	11	68	59	500	559
		Edgt	16	10	15	12	13	23	20	33	28	45	33	52	64	56	32	56	221	287	508
		Haleluya	64	62	50	46	43	61	60	49	65	54	69	46	64	54	66	68	481	440	921
		Hibret Beljinet	28	33	26	25	27	43	30	36									111	137	248
		Phase Academy			55	47	48	52	54	49	66	55	65	48	54	53	43	60	385	364	749
	6	Eweket Amba	19	18	19	6	24	25	15	23	24	22	28	45	41	63	27	44	197	246	443
		Felege Berhane	37	43	35	40	31	48	37	51	47	47	44	62	47	65	22	38	300	394	694
		St Michael Cathedral	69	53	45	48	54	47	52	42	50	44	39	47	37	31	24	48	370	360	730
	7	Bitiwoded w/g/besheh	37	35	23	30	21	23	29	31	21	30	33	33	34	40	26	45	224	267	491
		May day	21	21	28	26	19	30	24	29	26	23	30	36	43	38	39	59	230	262	492
	8	Dagimawi Birhan	165	175	130	129	101	133	106	132	129	159	110	145	104	123	146	170	991	1166	2157
		Dagmawi Tewodros	11	16	7	13	8	17	6	20									32	66	98
		Shawel Dema	28	34	25	33	32	24	22	20	22	45	16	32	34	29	19	36	198	253	451
		universe yoth	21	25	14	11	13	7	10	10									58	53	111
		Yedbere Hail Kidus Raguel	143	107	150	115	129	126	138	114	123	116	150	117	137	119	138	142	1108	956	2064
	9	Yekatit 23 liyu flagot	10	6	6	7	7	4	6	6	6	9	5	5	6	9	8	7	54	53	107
		Abader No-2	10	10	16	17	16	14	8	9									50	50	100
Asina		33	35	32	26	26	15	24	21	15	18	18	10	10	16	21	13	179	154	333	
Dej/Geneme		143	154	127	123	124	97	125	108	110	124	104	142	105	127	147	152	985	1027	2012	
Eshet		65	94	73	84	76	114	73	118	76	126	86	132	111	132	127	206	687	1006	1693	
Keste Demena		42	58	48	58	45	44	42	44	46	59	32	51	31	40	39	38	325	392	717	
Abader No.3		15	18	27	36	27	30	25	22	19	29	22	23	23	13	16	26	174	197	371	
Alhuda		16	24	8	17	52	15	6	28	12	10	12	9	21	8			127	111	238	
10	Asere Hawariyat	48	55	56	46	50	67	54	62									208	230	438	
	Berhan Ber	46	69	81	91	65	99	78	88	61	80	78	84	87	112	143	159	639	782	1421	
	Bingham Academy	11	12	14	15	13	10	12	12	13	11	18	5	15	8	14	11	110	84	194	



Education Statistics Annual Abstract 2011 E.C (2018/19 G.C)

Sub-City	Woreda	SCHOOL	Grade 1		Grade 2		Grade 3		Grade 4		Grade 5		Grade 6		Grade 7		Grade 8		TOTAL		TOTAL
			M	F	M	F	M	F	M	F	M	F	M	F	M	F	M	F	M	F	
Akaki-Kaliti	1	Akaki Adventist	29	40	35	41	40	46	40	41	49	45	44	57	66	69	69	66	372	405	777
		Akaki Lesperance Advent	67	37	30	40	39	36	22	32	42	33	25	22	37	23	29	32	291	255	546
		Akaki Menbere Hiwot	62	42	51	50	53	48	31	30	54	45	34	34	26	37	16	31	327	317	644
		Akaki Mengist	165	168	70	115	71	71	78	97	63	106	90	98	99	112	131	166	767	933	1700
		Alem Birhan	56	72	53	71	68	60	40	63	54	57	54	66	65	56	50	82	440	527	967
		Beza	73	62	58	61	67	45	53	49	61	51	65	51	64	40	62	59	503	418	921
		Biruh Tesfa	22	55	37	44	44	44	45	35	38	53	43	40	46	57	81	73	356	401	757
		Fitawrary Abayneh Metekia	72	105	35	67	57	71	64	79	48	70	59	70	66	77	85	125	486	664	1150
		Green	37	37	51	28	31	23	20	20	15	15	17	10					171	133	304
		kerod	38	37	21	21	17	22	9	12	13	22	15	9	5	5			118	128	246
	school of Indiana	34	30	24	35	30	31	35	34	13	44	18	20	20	25	18	28	192	247	439	
	2	Andode	92	79	60	73	75	65	68	68	86	76	74	109	84	79	82	87	621	636	1257
		Beza	37	31	40	32	26	29	13	20									116	112	228
		Ethio- Japan Hidasie	102	76	79	71	69	65	74	80	85	92	71	64	64	67	76	122	620	637	1257
	3	Atse Tewodros	110	161	74	83	77	96	78	105	91	98	90	96	97	112	97	139	714	890	1604
		Kidus Yared School								9	15	17	9	8	10	13	7	47	41	88	
		Ocean primery school	69	65	67	56	46	48	31	52	50	45	34	35	25	18	25	25	347	344	691
		Selam Fre	32	61	45	67	38	47	34	57	53	67	58	48	57	70	61	110	378	527	905
	4	Abinzer No.1	32	28	31	36	36	28	34	26									133	118	251
		Abinzer No.2									27	39	33	13	25	32	24	22	109	106	215
		Altamira	39	35	39	32	32	25	22	15									132	107	239
		Beza Hiwot	26	15	14	20	12	13	9	13									61	61	122
		Gelan No.2	184	327	172	226	166	212	172	257	209	219	181	228	159	270	158	320	1401	2059	3460
	5	Excellence	24	17	27	25	13	14	16	14	13	20	14	21	10	14	12	17	129	142	271
		Kality Bulbula	173	250	126	161	130	202	128	160	107	138	109	155	122	166	135	230	1030	1462	2492
		Next Generation	11	17	13	9	15	10	14	4	4	9	7	11	2	6	4	4	70	70	140
		Tsedey No.1	35	36	33	24	28	12	17	15									113	87	200
		Tsedey No.2									15	12	16	11	5	13	9	5	45	41	86
	6	Ewiket Wegagen	30	34	22	34	25	16	18	26									95	110	205
		Hibret Chibo	48	54	47	30	33	49	41	55	46	50	48	45	39	52	49	53	351	388	739
		Lesank Colins	29	17	21	21	22	19	16	16	20	9	15	12	12	12	10	13	145	119	264
		Mark Vision	31	35	25	28	33	20	29	25	11	31	11	12	22	11	13	16	175	178	353
		My Dream	7	17	9	12	13	10	8	14	3	13	10	5	9	4	11	12	70	87	157
		Scholar's Youth No.1	0	7	0	3	0	5	1	2	48	52	49	45	30	37	37	29	165	180	345
		Scholars Youth No.2	66	53	78	63	62	70	45	53									251	239	490
		school of aygoda	35	25	32	31	28	26	32	32	32	23	33	27	29	24	31	36	252	224	476
		Tomi	15	13	12	9	12	12	6	9	11	11	10	10	8	14	8	12	82	90	172



Education Statistics Annual Abstract 2011 E.C (2018/19 G.C)

Sub-City	Woreda	SCHOOL	Grade 1		Grade 2		Grade 3		Grade 4		Grade 5		Grade 6		Grade 7		Grade 8		TOTAL		TOTAL	
			M	F	M	F	M	F	M	F	M	F	M	F	M	F	M	F	M	F		
7	7	A.A Maremiya									17	7	20	4	8	0	22	3	67	14	81	
		biruk no2	12	11	10	7	6	11	6	6	11	15	14	7	13	4	5	4	77	65	142	
		Biruk number 1	16	33	25	21	13	19	7	11									61	84	145	
		Ethio beherawi	71	67	36	38	35	33	38	31	40	49	51	48					271	266	537	
		Ethio Korea	93	103	82	85	116	80	120	129	86	78	76	71	81	94	75	71	729	711	1440	
		Furi	180	176	83	111	86	104	47	91	98	81	71	102	101	101	137	164	803	930	1733	
		Gesem	19	14	31	24	17	12	15	3	14	12	7	6	11	11	9	6	123	88	211	
		Hasset	37	42	26	36	30	28	18	24									111	130	241	
		kality	170	216	110	148	113	130	124	177	141	143	129	156	141	197	259	295	1187	1462	2649	
		Sina	14	3	9	6	9	7	17	6	14	8	14	14	19	15	17	6	113	65	178	
		Summer	20	18	13	18	16	17	13	16	12	12	18	12	15	15	15	14	122	122	244	
	T.L	21	21	10	15	12	14	9	13									52	63	115		
	8	8	endiyana	70	72	66	72	44	66	40	41	50	40	40	40	40	34	47	35	397	400	797
			Ethio Paradise	15	14	20	16	15	19	23	15	7	10	15	12	18	10	9	14	122	110	232
			Gelan No.1	128	189	73	121	90	139	84	117	111	132	100	144	97	145	136	212	819	1199	2018
			Hasset	25	18	30	17	30	22	33	21	43	34	33	36	18	27			212	175	387
			Hibret	18	14	7	14	7	11	4	8									36	47	83
			Nolawi	40	33	36	35	30	33	25	23	25	29	26	24	21	34	19	21	222	232	454
			Panvris No 1	9	7	6	7	11	5	12	8	13	5	12	13	11	9	18	19	92	73	165
			School of England	29	22	18	11	14	7	5	10									66	50	116
			Seattle Academy (1-4)	59	64	50	42	43	58	36	33									188	197	385
			Seattle Academy (5-8)									43	43	32	32	31	27	14	28	120	130	250
			Serti Primary School	32	96	54	88	74	62	49	49	64	71	69	65	78	88	80	115	500	634	1134
	WOLTANE ACADAMY	7	4	3	3	3	2	2	1									15	10	25		
	Z.E.M	21	21	16	15	11	13	10	15									58	64	122		
	9	9	Kilinto primary school	113	101	51	59	72	65	54	58	55	66	54	60	49	69	39	73	487	551	1038
			Klinto no2	66	69	60	43	43	45	34	45	45	44	36	41	42	34	54	70	380	391	771
			koye	212	161	134	152	119	109	122	109	98	106	95	128	119	103	140	160	1039	1028	2067
	10	10	Gelan Gura	16	17	18	19	24	17	27	23	33	25	37	33	30	32	34	30	219	196	415
	11	11	Qersa primary school	47	36	53	28	40	33	52	39	27	36	36	26	21	10		276	208	484	
	12	12	B.M.B /Enbutochu/	69	58	45	45	46	45	39	46	43	31	37	39	24	22	23	18	326	304	630
			Coliques No.1	20	19	20	40	30	25	22	27									92	111	203
			Coliques No.2									13	22	19	20	15	9	8	18	55	69	124
			Ethio National	211	298	175	200	221	184	175	161	138	145	103	111	118	164	134	140	1275	1403	2678
			Hebesete Tega	20	20	9	7													29	27	56
			Salo	88	86	53	59	50	61	61	43	62	73	64	50	52	46	34	35	464	453	917
13	13	Freedom	18	11	9	5	7	7										34	23	57		
		Tulu Dimtu No.2	58	98	71	65	49	68	63	65	75	79	54	79	82	94	85	110	537	658	1195	
		Tulu Dimtu Primary school	196	226	77	111	82	148	105	116	84	136	86	132	77	138	101	154	808	1161	1969	
Arada	1	Africa Andenet No.1	40	48	44	46	35	36	55	54	43	38	34	41	31	58	54	61	336	382	718	
		Hibret	18	15	17	21	15	23	15	20	19	25	20	20	20	27	15	27	139	178	317	
		John Of Kennedy	21	25	34	25	37	33	33	39	27	39	34	31	34	30	43	27	263	249	512	
		Lice G/Mariam	83	60	60	75	76	86	72	61	62	72	74	64	75	53	60	68	562	539	1101	



Education Statistics Annual Abstract 2011 E.C (2018/19 G.C)

2	Lideta Catholic Cathedral	153	0	145	0	141	0	149	0	145	0	148	0	223	98	164	97	1268	195	1463
	Nativity Girls	0	164	0	179	0	170	0	159	0	190	0	215	0	203	0	213	0	1493	1493
	Dagnachew Fekadu	24	13	16	16	11	15	8	12									59	56	115
	Key kokeb	35	44	37	49	33	19	40	40	41	45	40	41	39	38	52	63	317	339	656
3	Abebech Gobena	15	18	26	11	17	13	19	22	24	22	17	21	15	28	20	26	153	161	314
	Africa Andenet No.2	52	61	53	41	47	66	58	49	40	56	51	50	40	44	56	43	397	410	807
	Ali Ebunu Abutalib	18	23	7	11	14	21	12	8									51	63	114
	Najashi Academy	71	58	59	93	66	64	51	68	49	54	45	43	45	34	32	39	418	453	871
	School Of Tomorrow	86	89	77	78	66	64	59	32	37	32	25	19	13	16			363	330	693



Education Statistics Annual Abstract 2011 E.C (2018/19 G.C)

Sub-City	Woreda	SCHOOL	Grade 1		Grade 2		Grade 3		Grade 4		Grade 5		Grade 6		Grade 7		Grade 8		TOTAL		TOTAL
			M	F	M	F	M	F	M	F	M	F	M	F	M	F	M	F	M	F	
	4	Addis Ababa Lutheran	33	29	33	22	25	18	22	32	28	22	22	29	25	27	24	20	212	199	411
		Arbegnoch	21	30	12	17	23	31	12	19	18	30	19	21	25	36	35	51	165	235	400
		Atse Fasil	38	37	57	97	64	70	68	95	87	90	78	112	84	130	82	147	558	778	1336
		Elon Academy	80	55	72	54	81	55	47	54	35	38	37	33	19	24	24	15	395	328	723
		Ethiopia Tikdem	15	26	10	13	14	19	12	10									51	68	119
		Ethiopian Ediget	5	5	3	14	6	20	4	11	12	12	11	15	18	25	31	37	90	139	229
		Future Hopes	45	40	44	39	41	43	43	38	50	31	40	41	51	32	50	35	364	299	663
		Laura Academy	54	53	40	40	55	35	29	38	30	30	25	23	30	14	19	17	282	250	532
		School Of Paragon	41	28	31	38	26	30	27	23	15	20	23	21	18	11	11	7	192	178	370
	Tibeb Ediget	37	39	52	87	49	81	57	94	77	109	65	104	81	114	103	142	521	770	1291	
	5	Awoliya	29	22	27	24	23	21	20	24	19	21	18	30	18	25	20	23	174	190	364
		Italy Community	22	43	28	31	33	30	32	31	31	35	33	22	16	35	23	15	218	242	460
		Jiva	37	50	54	48	39	49	40	30	33	30	34	25	29	30	23	23	289	285	574
		New Era	71	54	56	41	68	35	104	106	98	117	121	118	132	172	220	191	870	834	1704
		Ras Abebe Aregay	21	18	19	12	26	21	15	17	12	23	14	22	16	21	32	41	155	175	330
		Timhirt Bilchita	3	8	3	13	1	12	5	8	5	9	8	8	9	21	35	49	69	128	197
		Yealem Berhan	12	24	29	23	13	33	25	33	25	23	31	24	44	36	38	53	217	249	466
		Atse Naod Primary	42	75	22	25	22	35	67	96	77	93	82	108	88	111	122	199	522	742	1264
	6	Beherawi Betemengist	19	34	15	29	17	24	29	43	16	24	25	34	32	48	46	76	199	312	511
		Kavor of Areminian	11	17	18	9	12	13	18	11	18	6	17	9					94	65	159
		Mekane Eyesuse	23	23	25	15	26	25	21	23	13	18	17	17	26	33	25	33	176	187	363
		My Little Angeles	50	59	49	50	43	37	40	35	30	29	16	20	17	15	15	263	262	525	
		Nazreth school	0	120	0	120	0	119	0	117	0	119	0	115	0	119	0	110	0	939	939
		Radical	39	52	27	67	36	68	35	68	43	49	47	53	37	59	23	72	287	488	775
		Super Holly Savior									10	8	29	25	41	34	30	31	110	98	208
	7	Abune Gorgorios	100	103	92	93	98	80	105	83	72	79	76	64	74	70	38	54	655	626	1281
		Behere Ethiopia	42	48	40	41	38	44	48	94	42	75	38	96	43	98	69	131	360	627	987
		Indian	24	18	25	23	12	19	16	16	12	11	12	11	11	14	12	10	124	122	246
		Kebena	18	21	17	30	14	24	23	20	9	33	22	33	21	29	12	33	136	223	359
		Kidane Miheret	25	29	51	36	45	39	27	24	25	20	25	34	23	25	17	27	238	234	472
		Sanford International	22	36	38	30	31	34	30	40	33	34	35	30	27	37	34	27	250	268	518
		Supper Little Flower	22	17	16	18	17	7	11	12	14	13	7	13	12	8	9	13	108	101	209
		Yetnebersh Modern Academy	25	18	22	14	13	11	17	18	7	13	12	11	12	12	6	11	114	108	222
	8	Menbere Mengist Kidus Gebriel	70	63	82	43	66	58	54	48	33	36	36	41	39	41	40	41	420	371	791
		Meskerem	18	23	17	35	24	44	27	49	20	28	33	49	20	54	41	55	200	337	537
	9	Dagmawi Menelik	18	29	11	27	16	34	28	25	33	37	33	33	29	56	64	77	232	318	550
		Holly Trinity Cathedral	61	59	53	53	45	62	59	64	53	70	51	55	70	75	74	92	466	530	996
		Mehal Ginfile	19	32	20	20	19	23	21	21	18	33	24	18	23	21	9	45	153	213	366
	10	Melkam Ermejachen	44	53	24	27	32	25	37	44	22	25	28	39					187	213	400



Education Statistics Annual Abstract 2011 E.C (2018/19 G.C)

Sub-City	Woreda	SCHOOL	Grade 1		Grade 2		Grade 3		Grade 4		Grade 5		Grade 6		Grade 7		Grade 8		TOTAL		TOTAL	
			M	F	M	F	M	F	M	F	M	F	M	F	M	F	M	F	M	F		
1	Bole Kale Heywet	Bole Kale Heywet	29	22	34	33	42	29	27	40	27	41	38	29	46	49	33	38	276	281	557	
		Character Hall Mark	16	15	16	16	18	19	17	14	18	12	11	15	17	14	14	16	127	121	248	
		Meles fere	63	142	82	85	75	76	64	71	87	95	84	88	81	103	104	147	640	807	1447	
	2	Alpha Mesmat Yetesanachew	Alpha Mesmat Yetesanachew	4	5	2	4	4	6	4	7	4	3	5	6	9	6	16	18	48	55	103
			Bright Future	20	14	13	12	12	17	8	12	14	15	12	15	14	5	10	18	103	108	211
			8-Mar	105	143	69	94	73	71	67	89	75	117	57	118	74	104	100	156	620	892	1512
			Prestigious Youth	27	34	29	30	26	29	27	30	25	28	31	31	28	27	50	42	243	251	494
	3	School of Tomorrow	School of Tomorrow	79	58	55	52	57	54	48	60	36	38	32	48	38	28	27	39	372	377	749
			Berhaneh Zare	52	72	32	78	42	60	36	45	47	60	41	81	41	65	43	91	334	552	886
			Bole Debrsaleme Medhanealme Ca	11	18	12	18	15	15	14	16	15	13	16	13	15	15			98	108	206
			British International											15	17	13	29	13	14	41	60	101
	4	Gibson Accadamy	Gibson Accadamy	56	57	43	35	55	40	39	40									193	172	365
			Elon	39	40	32	38	38	40	44	28	30	30	25	14	8	18	7	14	223	222	445
			Hill Side	33	49	40	25	39	23	24	17	19	15	31	22	16	21	17	18	219	190	409
			Maria Rubatto	91	55	50	60	74	61	46	58	55	41	35	45	55	42	32	54	438	416	854
			Misirak Dil	35	52	47	95	29	51	51	69	57	65	53	78	50	102	59	96	381	608	989
	5	St Mark	St Mark	10	13	12	4	3	4	4	6									29	27	56
			Abaqira	10	20	6	12	10	8	9	9	6	7	1	7	8	12	8	5	58	80	138
			Addis Raey	58	93	79	116	49	90	48	63	47	88	42	59	43	67	45	87	411	663	1074
			Gibson youth acadamy	43	43	31	38	65	52	46	43	107	87	71	61	64	80	67	61	494	465	959
			Glory	25	21	15	15	24	24	16	19	17	17	19	11	17	21	15	23	148	151	299
Kidist Mariam			13	11	7	8	9	10	13	11	12	6	10	9	12	2	4	4	80	61	141	
Maya			10	13	12	10	11	8	11	7	7	6	7	2	2	3	5	4	65	53	118	
6	One planet International	One planet International	30	27	26	22	23	25	15	18	19	23	18	19	10	11	6	19	147	164	311	
		Ewket Chora	7	3	3	4			4	4									14	11	25	
		Kidist Mariam	10	5	5	9	9	11	8	14	11	17	15	20	11	14	24	12	93	102	195	
		Lion Heart	8	2	6	6	4	4	1	2	1	2							20	16	36	
		MakdIL	13	9	18	13	8	14	12	7	15	13	9	6	20	10	10	14	105	86	191	
		Misrak Ber No.2	41	56	26	46	68	80	66	73	60	97	62	112	70	111	103	173	496	748	1244	
		Pillar	25	17	16	11	20	9	19	15	15	13	12	12	9	9	11	8	127	94	221	
7	Vision	Vision	63	72	58	68	72	86	76	77	84	72	83	67	74	68	62	75	572	585	1157	
		Alpha Unique	25	17	28	16	19	20	11	13									83	66	149	
		Gedam Stawiyen	95	110	100	107	93	98	97	110	104	124	94	140	117	141	101	151	801	981	1782	
		Glow	20	31	17	10	11	9	14	4									62	54	116	
		Haweton	31	26	20	22	25	27	28	26	23	24	18	22	16	24	13	16	174	187	361	
		MerryLand	33	29	33	31	21	23	20	20	22	19	16	13	22	12	14	12	181	159	340	
		Meserak Ber No. 1	86	79	76	66	50	89	86	95	72	79	72	88	86	101	72	116	600	713	1313	
Sub-City	Third millennium	Our Era	15	13	15	16	15	10	15	17	20	22	13	15	14	7	12	18	119	118	237	
		Third millennium	15	21	16	23	14	17	11	9									56	70	126	



Education Statistics Annual Abstract 2011 E.C (2018/19 G.C)

Sub-City	Woreda	SCHOOL	Grade 1		Grade 2		Grade 3		Grade 4		Grade 5		Grade 6		Grade 7		Grade 8		TOTAL		TOTAL
			M	F	M	F	M	F	M	F	M	F	M	F	M	F	M	F	M	F	
			8	Deborah	56	50	57	51	44	55	44	46	42	55	38	52	44	48	38	38	
	deliverance	9	7	8	12	15	11	10	7	14	15	2	13	14	13	14	17	86	95	181	
	Fountain Of Knowledge	92	93	84	82	81	91	63	74	69	79	55	52	54	61	51	48	549	580	1129	
	Nations New Hope	9	21	7	15	21	19	12	12	11	17	9	10	8	10	2	15	79	119	198	
	Philpher International	40	33	35	32	25	24	19	20	18	15	11	10	8	11	2	7	158	152	310	
	Safari	170	180	125	175	150	160	110	130									555	645	1200	
	safari academy									116	121	119	120	112	126	139	129	486	496	982	
	Trillium International	27	26	30	20	20	21	14	22	22	18	15	12	18	12	11	15	157	146	303	
	Vision Acadamy	45	37	39	55	31	36	33	32	29	23	29	26	20	22	9	12	235	243	478	
	Young Rout English	56	62	76	36	42	38	41	50	44	35	33	30	34	32	27	18	353	301	654	
9	Bole Addis	227	275	192	232	174	213	199	223	186	226	146	225	181	216	169	276	1474	1886	3360	
	Bole Genet	21	25	21	13	10	11	11	12									63	61	124	
	Deliverance	26	30	32	28	28	23	27	28	35	28	24	26	21	32	28	32	221	227	448	
	Elshaday	44	31	28	36	23	19	17	16	12	13							124	115	239	
	Ethio Harvard	22	19	21	25	15	19	18	23	3	18	10	17	13	22	7	14	109	157	266	
	Ethio Youth	21	26	22	10	13	16	11	9									67	61	128	
	Goro	328	439	274	373	266	324	172	342	325	332	283	319	279	331	252	413	2179	2873	5052	
	Harmony Hills	54	55	47	32	49	49	50	43	47	47	38	38	27	27	19	13	331	304	635	
	Nisir New Generation	20	15	6	14	12	5	5	8									43	42	85	
	Pishon	21	31	21	18	14	14	17	10									73	73	146	
	Raey	20	20	15	21	19	15	17	16									71	72	143	
	Shibu Ejersa	58	66	62	66	55	50	53	52	41	43	33	39	28	36	25	38	355	390	745	
10	B.B.S	45	48	37	43	39	29	31	27	27	36	24	40	21	20	16	18	240	261	501	
	Cheffee	246	293	198	180	133	177	137	171	164	183	119	171	138	177	97	174	1232	1526	2758	
	Meri	160	129	87	123	95	131	87	117	108	113	70	133	65	131	113	155	785	1032	1817	
	Yirgalem Acadamy	9	9	9	6	5	5	2	5	8	4							33	29	62	
11	Adiss vision	17	15	17	10	29	17	16	23	14	14	13	17	11	16	10	21	127	133	260	
	Al-Imran Academy	11	11	4	11	6	6	2	5									23	33	56	
	Arabsa	146	168	201	210	205	171	144	205	183	188	155	177	177	175	167	175	1378	1469	2847	
	Glow acadamy	20	21	12	11	15	13	16	20	11	13	19	14	11	16	12	5	116	113	229	
	Harminivous life									37	30	20	29	15	23	18	24	90	106	196	
	Harmonious Life	56	31	51	32	31	29	31	29									169	121	290	
	Lemi	65	78	81	61	72	81	99	80	76	63	49	58	45	49	61	82	548	552	1100	



Education Statistics Annual Abstract 2011 E.C (2018/19 G.C)

Sub	w/o	reda	SCHOOL	Grade 1		Grade 2		Grade 3		Grade 4		Grade 5		Grade 6		Grade 7		Grade 8		TOTAL		TOTAL				
				M	F	M	F	M	F	M	F	M	F	M	F	M	F	M	F	M	F	M	F			
12			Activate Academy	40	38	32	28	30	37	22	17											124	120	244		
			Auxilium Catholic	35	72	40	69	47	55	58	50	38	68	50	65	55	53	41	53	364	485	849				
			Bole Bulbula Medhanealem	39	37	43	30	27	18	19	19	17	15	12	18	4	15						161	152	313	
			Bole Woregenu	102	102	102	94	63	79	80	89	84	101	59	61	66	67	71	98				627	691	1318	
			Bright Brain	25	21	18	14	12	16	17	14	14	17	9	22	17	6	11	17	123	127	250				
			chefi bulebula	72	83	50	71	58	38	47	70	74	63	50	59	83	67	59	92	493	543	1036				
			ELESHADEY	10	6	8	4	4	4	3	2												25	16	41	
			Ememuz Academy	21	16	12	14	10	14	9	10	5	8	5	4	6	7	6	10	74	83	157				
			Getachew Sheri	11	10	10	7	8	7	6	4												35	28	63	
			KB Academy	44	30	43	31	27	35	29	13	23	20	19	20	24	20	16	32	225	201	426				
			Rohobot Academy	11	19	7	15	12	12	2	5												32	51	83	
			School of Aygoda	34	35	38	40	30	18	27	31	31	16	24	20	19	13	13	18	216	191	407				
			YeBulbula Raey	198	282	150	179	95	138	115	173	140	167	100	150	106	162	104	185	1008	1436	2444				
			13			Addis Globale	39	48	40	50	32	45	32	52	34	32	29	34	28	31	27	15	261	307	568	
Bole Community	44	52				93	97	77	67	60	65	70	97	77	97	76	101	99	118	596	694	1290				
Bole Gerji	195	227				226	265	167	212	163	191	204	307	183	272	171	287	250	399	1559	2160	3719				
Embute	24	33				18	13	17	12	24	11	16	19	14	19	26	20	31	22	170	149	319				
GATEWAY	9	8				9	13	6	12	8	10	13	5	17	8	8	5	15	9	85	70	155				
Mihret Primary School	41	28				23	28	11	17	14	13												89	86	175	
Sophists	17	13				9	12	11	9	7	8	8	15	5	5	10	5	4	4	71	71	142				
Super Academy	31	46				35	37	31	21	20	26	26	18	23	19	17	11	15	18	198	196	394				
Tikuret	17	20				17	13	16	16	14	15	16	18	17	11	11	13	13	14	121	120	241				
X-Less Educational Empire	15	16				12	21	19	31	18	21	19	10	6	16	11	10	10	15	110	140	250				
14			British International	39	47	27	29	41	41	36	31	30	27								173	175	348			
			council	18	9	13	13	6	16	7	11	11	6	6	4	5	11	12	10	78	80	158				
			Country	33	32	27	31	40	25	28	36	28	20	25	20	17	14	24	12	222	190	412				
			Ethio Parent s'	94	84	73	75	84	90	84	78	75	78	72	80	72	82	79	87	633	654	1287				
			hamona	11	8	10	10	14	3	8	6	12	9	8	2	3	7					66	45	111		
			Hidase	58	157	81	162	77	101	71	132	102	148	83	145	139	175	145	248	756	1268	2024				
			Super Holy Seviar	37	36	33	25	37	33	32	30	35	37	33	44	34	35	38	35	279	275	554				
15			Unity	43	38	36	42	45	36	15	23	21	16	23	18	15	8	15	8	213	189	402				
			Beshale	72	70	53	78	58	67	50	48	29	32	19	21	21	9	8	311	345	656					
			Deliverance	16	17	7	10	11	10	10	3											44	40	84		
			Ethio- China Friendship	69	85	103	147	130	155	100	162	98	146	82	162	87	162	120	210	789	1229	2018				
			MESERAKE	22	11	19	19	9	11	12	12	9	14	9	6	5	10	6	3	91	86	177				
			Safari	108	95	65	75	67	79	52	65	47	68	48	47	39	39	34	38	460	506	966				
Total Bole			Yeka Bole	69	52	40	37	39	41	37	32	55	37	24	27	21	14	12	296	252	548					
				4403	5180	4091	4654	3923	4350	3375	4020	3392	3896	3068	3821	3313	3871	3178	4256	28743	34048	62791				
			1	Brighten acadamy	23	20	20	24	28	18	26	28	26	27	18	14							141	131	272	
				Dill Betigil	61	105	80	106	100	132	88	123	101	102	93	143	123	146	141	195	787	1052	1839			
				Entoto Mariam	47	45	35	51	34	41	28	31	16	20									160	188	348	
				London	48	36	33	40	14	22	14	17	3	15	6	6							118	136	254	
				Quskuam Taytu Bitul	62	42	60	81	63	72	119	92	110	85	96	108	119	97	138	112	767	689	1456			
			2	Addis Tesfa	31	51	39	46	42	33	37	54	45	77	44	51	61	69	51	71	350	452	802			
				Entoto Wongelawit	24	22	27	33	34	23	16	24	26	23	27	26	28	23	34	31	216	205	421			
				Miskaye Hizunan	141	118	81	84	111	108	113	101	114	110	112	132	133	121	142	234	947	1008	1955			



Education Statistics Annual Abstract 2011 E.C (2018/19 G.C)

Sub-City	Woreda	SCHOOL	Grade 1		Grade 2		Grade 3		Grade 4		Grade 5		Grade 6		Grade 7		Grade 8		TOTAL		TOTAL		
			M	F	M	F	M	F	M	F	M	F	M	F	M	F	M	F	M	F			
3	3	Atse Nakutoleab	23	31	22	31	27	31	15	28	24	28	27	26	28	38	39	50	205	263	468		
		Belatena	50	52	40	41	44	46	40	42	37	40	39	40	30	25	34	30	314	316	630		
		jerusalem	82	105	80	91	93	101	74	106	123	98	127	103	140	153	160	163	879	920	1799		
		Miracle	15	20	7	17	6	8	2	4									30	49	79		
		Tsehay Chora	56	110	39	66	25	48	57	69	74	76	84	112	44	85	66	140	445	706	1151		
	4	4	Atse Libne Dingil	26	41	24	46	16	33	25	25	20	33	15	46	29	47	49	65	204	336	540	
			Atse Teklegiorgis	31	34	39	28	23	30	30	32	32	21	33	25	42	33	24	39	254	242	496	
			Super holy savior	90	87	59	40	39	32	49	41	36	40	18	10	15	8	6	7	312	265	577	
	5	5	Addis Birhan	66	84	62	79	69	66	85	91	71	93	78	81	105	105	134	131	670	730	1400	
			Addis Zemen	72	92	58	90	64	89	110	131	103	93	105	96	85	99	125	174	722	864	1586	
	6	6	Entoto Fredem	10	15	15	14	9	17											34	46	80	
			Addis Tesfa Kokeb	15	12	5	15	5	7	13	10										38	44	82
			Amigonian (1-4)	71	53	53	31	49	42	55	38										228	164	392
			Amigonian (5-8)									52	43	69	49	62	56	73	59	256	207	463	
			ELBETEL NO.1(1-4)	10	12	65	50	49	35	19	15										143	112	255
			ELBETEL NO.2 1-4	86	58	26	13	29	17	55	37										196	125	321
			Elbethel									64	31	70	47	47	39	60	39	241	156	397	
			Ethiopian Hidasie	70	63	51	84	60	73	72	53	92	91	85	99	80	85	110	145	620	693	1313	
			Hamle 19/67	70	155	69	87	60	146	74	110	71	109	73	109	82	109	89	134	588	959	1547	
			Lazarist Catholic	46	18	83	60	68	32	71	42	91	56	84	61	83	70	82	106	608	445	1053	
	St Mary Catholic	0	151	0	100	0	144	0	95	0	76	0	146	0	156	0	108	0	976	976			
	7	7	Belay Zeleke	64	118	59	86	55	100	81	65	77	108	67	106	79	112	126	185	608	880	1488	
			Birhane Hilina	143	197	79	103	85	125	98	118	146	156	86	154	124	147	147	197	908	1197	2105	
			Focus	36	33	24	24	18	32	9	4										87	93	180
			Hope Land	26	24	25	16	16	15	18	7										85	62	147
			Rufael Holysaviour	42	33	36	31	23	37	23	24	24	12	18	15	19	16	19	22	204	190	394	
			Siblings	27	13	19	15	22	11	10	12										78	51	129
			Addis Ababa No.1	29	63	25	38	27	37	37	64	36	72	43	55	54	61	53	83	304	473	777	
			Addis Ababa No.2	25	40	25	36	21	32	39	47	30	47	19	36	27	52	25	35	211	325	536	
			Enat	33	39	30	21	32	14	27	19	40	23	42	30						204	146	350
			Ethio-parent	53	48	43	38	51	53	37	35	51	37	44	35	39	36	44	41	362	323	685	
	8	8	General tadesse biruu	276	241	255	238	234	201	216	208	241	204	213	192	198	201	184	168	1817	1653	3470	
			Gullelie Holysaviour	38	23	32	27	40	31	30	31	33	35	23	19	25	19	49	27	270	212	482	
Hope Land academy			13	10	20	13	23	9	11	12	20	11	15	11	7	10			109	76	185		
K/Azmach Andarge Woldegiorgis			51	43	59	41	58	44	61	46	48	34	30	49	34	37	42	52	383	346	729		
Kelem Amba			25	43	23	33	28	39	35	33	27	37	27	52	31	38	36	42	232	317	549		
Medhanealem			42	161	76	158	63	109	65	121	115	135	139	99	130	196	142	225	772	1204	1976		
Meleket			26	25	11	11	7	9												44	45	89	
Merewa			33	36	33	37	35	25	27	24	19	16	24	23	18	19	21	16	210	196	406		
Phase			71	46	13	16														84	62	146	
School Of Tomorrow									1	2	9	10	10	20	19	21	17	20	56	73	129		
Sumeya			60	40	35	38	30	40	24	35										149	153	302	
9			9	Enat												25	27	38	55	63	82	145	
				Ezop	15	11	12	13	11	10	6	4									44	38	82
	Fikir	42		41	38	32	37	33	23	21									140	127	267		
	Imperial														25	24	32	26	57	50	107		
	Mieraf	30		36	44	58	47	45	47	54	45	56	38	38	30	38	53	58	334	383	717		
	Wendim Gashe	8		12	9	11	9	10	8	11	16	18	12	13	10	8	15	15	87	98	185		
	Yenegew Fre	16		9	19	12	9	10	18	10	20	24	16	27	20	24	26	16	144	132	276		



Education Statistics Annual Abstract 2011 E.C (2018/19 G.C)

Sub-City	Grade	SCHOOL	Grade 1		Grade 2		Grade 3		Grade 4		Grade 5		Grade 6		Grade 7		Grade 8		TOTAL		TOTAL
			M	F	M	F	M	F	M	F	M	F	M	F	M	F	M	F	M	F	
Kirkos	1	Abiyot Ermija	24	42	18	31	17	30	13	25	24	26	19	20	21	23	19	27	155	224	379
		Aste Tewodros	92	152	83	100	81	95	71	102	63	92	75	106	69	74	88	135	622	856	1478
		Greek	43	36	44	52	43	43	53	39	40	36	39	40	37	38	40	36	339	320	659
		Kids Paradise	27	25	25	24	28	16	14	13	8	23	13	12	19	12	6	15	140	140	280
		Urael	16	13	11	19	5	16	11	11	10	16	16	25	18	19	14	23	101	142	243
	2	Assay Public	66	67	61	69	60	75	78	57	62	69	71	58	62	44	72	69	532	508	1040
		Dandi Boru	115	95	86	109	86	109	86	78	80	66	66	80	90	89	65	63	674	689	1363
		Hamle 1	18	11	10	15	14	12	6	19	16	16	17	8	22	14	15	24	118	119	237
		Netsanet Birhan	119	135	61	94	64	118	66	127	91	114	77	115	64	131	76	157	618	991	1609
		Temenja Yazh	24	35	32	40	27	28	28	48	23	39	34	45	27	40	39	73	234	348	582
	3	Adey Abeba	26	40	32	21	21	29	24	27	19	24	23	21	16	17	16	28	177	207	384
		Choice	8	9	20	10	15	11	9	17	12	9	20	18	8	14	4	15	96	103	199
		Future Talent	49	50	38	37	38	46	35	36	29	31	30	35	30	29	48	32	297	296	593
		Joy	21	16	8	26	12	18	16	17	11	16	9	12	2	11	6	10	85	126	211
		Yetebaberut	67	70	37	41	34	42	40	55	24	46	38	52	45	61	83	86	368	453	821
	4	Birhan	27	19	22	35	36	26	23	19	18	18	10	23	17	15	12	15	165	170	335
		Delight Youth	8	11	7	6	9	11	10	8	6	9	2	4	6	3	7	2	55	54	109
		Rafidem Youth	15	20	6	10	11	17	20	14	11	11	12	10	12	10	10	10	97	102	199
		Soliyna	50	52	36	41	56	32	32	34	35	25	20	24	23	27	16	19	268	254	522
		Tibeb Gebeya	20	21	27	18	17	13	15	16	24	17	20	19	18	36	31	27	172	167	339
		Werha Yekatit	22	31	22	42	31	39	32	39	42	48	20	54	48	47	31	44	248	344	592
		Yewket Fana	31	39	26	39	28	32	36	18	15	34	29	38	36	43	30	47	231	290	521
	5	Chabod					19	20	20	27	17	20	12	12	11	16	22	13	101	108	209
		Chabod School No. 2	31	23	27	29													58	52	110
		Ewket Minch	35	90	35	60	46	78	47	73	50	76	67	83	63	80	76	135	419	675	1094
		Meserete Ethiopia	55	108	53	81	53	78	45	84	57	78	34	99	46	92	43	133	386	753	1139
		Sunny Side	85	75	64	88	79	73	60	98	55	63	75	66	75	70	72	81	565	614	1179
	6	Agazian No.1	56	58	50	34	66	70	66	64	75	69	82	70	90	75	82	65	567	505	1072
		intelactual kindergarter	35	28	30	27	25	27	33	15	22	27	21	20	20	19	43	39	229	202	431
		Shimels Habte	16	36	2	13	4	17	27	40	21	37	22	35	33	58	38	27	163	263	426
		Yeneta	28	27	32	17	12	17	20	20	13	21	10	20	9	9	11	8	135	139	274
	7	Edget Behibret	14	11	15	21	18	15	17	24	25	24	20	28	22	42	28	20	159	185	344
8	Brass Youth	18	15	24	24	20	22	15	21	12	15	10	10	14	18	7	11	120	136	256	
	Tinsae Birhan	7	7	13	11	4	17	10	12	5	7	9	8	23	20	30	91	112	203		
	Yelibe Fana	58	100	28	56	28	78	38	75	45	82	49	81	50	101	59	113	355	686	1041	
9	Biherawi	44	43	42	40	37	42	26	44	40	51	26	54	45	53	44	51	304	378	682	
	New Grand	26	32	18	31	27	21	24	24	16	19	21	4	11	14	7	14	150	159	309	
	St.Joseph	118	0	118	0	122	0	121	0	122	0	119	0	161	0	149	0	1030	0	1030	



Education Statistics Annual Abstract 2011 E.C (2018/19 G.C)

Sub-City	Woreda	SCHOOL	Grade 1		Grade 2		Grade 3		Grade 4		Grade 5		Grade 6		Grade 7		Grade 8		TOTAL		TOTAL	
			M	F	M	F	M	F	M	F	M	F	M	F	M	F	M	F	M	F		
	10	Blue Bird No.1	53	79	68	63	63	60	55	61										239	263	502
		Felege Yordanos	93	228	80	150	65	111	61	132	80	148	95	151	83	157	112	240	669	1317	1986	
		New Life	17	15	12	16	13	14	9	9	10	20	12	6	6	8	15	12	94	100	194	
		Walia	36	25	24	39	36	35	34	46	28	33	31	38	35	43	47	41	271	300	571	
	11	Blue Bird									62	61	44	60	40	43	49	53	195	217	412	
		Fre Genet	7	14	8	14													15	28	43	
		Wondmama	22	26	15	27	29	25	29	27	27	24	19	30	27	20	16	25	184	204	388	
Total Kirkos																						
Kofe-Keranio	1	Abune Basilious	214	231	255	300	218	266	274	277	242	281	230	270	204	245	251	351	1888	2221	4109	
		Beteseb													103	86	58	73	161	159	320	
		Biruh Tesfa	128	137	90	110	63	109	87	116	97	96	64	100	89	122	93	137	711	927	1638	
		east africa	22	25	22	25	11	16	9	15	13	14	7	1	11	4	2	1	97	101	198	
		Ishan	28	25	24	21	21	28	20	25	13	27	25	21	18	24	24	23	173	194	367	
		Joint Vision	69	66	73	49	53	66	43	45	64	74	51	48	48	47	52	48	453	443	896	
		Mar Youth	24	31	16	23	14	15	11	13									65	82	147	
		Tigat (5-8)									73	84	43	69	43	58	38	51	197	262	459	
		Tigat No1	24	15	21	25	19	25	20	23									84	88	172	
	Tigat No2	36	45	60	47	45	43	55	39									196	174	370		
	2	Adteam	21	23	14	22	17	15	10	15									62	75	137	
		Beteseb	93	102	86	97	93	90	77	72	62	53	50	52					461	466	927	
		Ethio Hopes	50	60	40	49	34	41	29	33	18	22	14	16					185	221	406	
		Hidase	245	268	153	208	136	147	123	159	99	118	125	182	123	127	102	132	1106	1341	2447	
		Meweda	76	71	53	83	65	64	69	74	84	66	64	73	61	75	58	49	530	555	1085	
		Repi Abel	54	57	61	52	66	57	59	73	67	70	95	93	89	99	95	106	586	607	1193	
		Repi kalhiwot	10	14	13	12	22	15	19	17									64	58	122	
	3	Alefeba	39	30	28	38	19	31	14	19									100	118	218	
		Amanuel	14	19	3	8			15	12	13	17	15	24	22	24	32	30	114	134	248	
		Andalus Accadamy	45	44	40	46	35	26	29	37									149	153	302	
		Aplas	35	31	25	14	12	8	12	10									84	63	147	
		Atlas	72	61	54	54	51	49	41	45	72	42	52	44	40	41	46	49	428	385	813	
		Boaz	17	15	10	7	15	22	5	9	6	11	13	10	11	2			77	76	153	
		Bright hope	78	95	30	24	19	25	17	12									144	156	300	
		Cheriorched	21	22	11	8	9	8	9	6									50	44	94	
		Future Generation hope	18	9	15	19	16	23	21	19	29	21	42	28	34	36	36	38	211	193	404	
		Hameza	32	29	11	10	20	16	19	13	33	25	15	11	15	14	11	13	156	131	287	
		Kara Kore	261	328	171	216	203	227	202	244	196	317	157	213	210	218	218	276	1618	2039	3657	
		Mesty key	13	9	8	7	11	6	14	6									46	28	74	
		Mumetaz	29	25	26	25	21	19	24	16									100	85	185	
		Muse	44	60	25	40	17	38	24	30	23	42	23	37	29	41	34	46	219	334	553	
		Repi	253	304	235	240	214	264	258	280	231	273	280	331	364	344	364	472	2199	2508	4707	
		Repi japan	273	279	267	290	209	190	217	219	219	204	215	216	187	194	203	287	1790	1879	3669	
Tesfa Ber		8	12	15	11	11	9	8	7									42	39	81		



Education Statistics Annual Abstract 2011 E.C (2018/19 G.C)

Sub-City Woreda	SCHOOL	Grade 1		Grade 2		Grade 3		Grade 4		Grade 5		Grade 6		Grade 7		Grade 8		TOTAL		TOTAL
		M	F	M	F	M	F	M	F	M	F	M	F	M	F	M	F	M	F	
4	Alpha keranio	106	149	60	111	74	114	79	94	72	99	61	73	71	89	84	110	607	839	1446
	Apple	38	42	37	22	17	18	18	17									110	99	209
	Birlliant	21	18	15	16	22	14	12	7									70	55	125
	Equilibrium	17	25	23	20	10	12	14	10	16	16	17	12	10	11	18	8	125	114	239
	Iman	22	29	22	25	13	31	18	24	16	26	12	22	14	23	16	15	133	195	328
	jemmo Shemachoch no- 4	17	11	7	11	8	9	11	13									43	44	87
	Jemmo shemachoch no.1									0	12	3	13	17	14	23	7	43	46	89
	Jemo	320	387	206	260	196	235	256	329	240	278	168	267	244	340	288	329	1918	2425	4343
	Lemma Negawo	32	31	21	14	18	19	13	17	18	11	13	26	13	9	16	13	144	140	284
	Rising Sun	22	18	15	16	20	15	21	7									78	56	134
	Sun flower	18	15	13	21	11	7	11	11	20	17	21	14	25	12	11	18	130	115	245
	yehimdar	54	52	54	59	52	62	52	44									212	217	429
	Yehimdar No 2									49	50	43	40	43	38	32	37	167	165	332
	yetewelde tesfa school first c	75	74	81	71	70	72	76	80									302	297	599
Yetiwled Tesfa									89	80	78	99	81	87	71	96	319	362	681	
Zeneas	18	14	17	18	21	11	15	11									71	54	125	
5	ABUNE GORGORIYOS WEYRA	82	61	70	44	54	48	46	43	37	23	16	21	29	18			334	258	592
	Addis Hiwot	65	87	69	92	52	63	72	86	75	104	62	110	67	97	73	131	535	770	1305
	Akaki kalehiwot	15	59	6	54	8	29	23	48	11	63	15	47	31	53	18	87	127	440	567
	Awoliya No.2	26	25	27	26	33	30	24	25	29	29	30	28	23	38	27	37	219	238	457
	BEST Academy	17	23	20	18	18	12	18	7									73	60	133
	Emebizuhan	16	56	34	74	20	51	17	47	19	58	25	43	26	52	25	78	182	459	641
	Merit	15	27	31	24	21	34	29	25	30	29	29	27	22	24	23	31	200	221	421
	success	16	18	20	15	16	12	13	9	6	7	5	12					76	73	149
	Tesfa Dirjit	24	26	52	72	52	44	43	51	48	50	28	27	21	28	29	40	297	338	635
	Time acadami	51	70	20	42	25	39	33	74	33	69	45	61	55	71	89	129	351	555	906
6	Beteseb	46	52	47	58	44	41	44	50	36	32	28	39	17	17	26	20	288	309	597
	Fruits	35	31	32	34	27	34	33	31	26	26	23	28	26	25	37	28	239	237	476
	Olive	13	13	9	15	13	11	16	13	18	12	11	6	7	9	20	15	107	94	201
	Renaissance	64	58	53	62	46	68	54	55	66	62	52	46	57	38	42	38	434	427	861
	Woyra	119	187	88	167	100	140	87	130	88	148	118	145	130	163	126	202	856	1282	2138
7	Yemane Birhan	107	160	142	199	118	171	114	168	129	155	127	144	156	173	169	220	1062	1390	2452
	Addis tesfa	112	121	118	123	108	107	103	167	146	138	125	128	141	137	80	99	933	1020	1953
	Al-Afiya	75	73	70	74	56	52	35	35									236	234	470
	Batel	181	192	179	177	104	117	100	104	98	90	76	95	77	89	82	95	897	959	1856
	Bikolos Nur	72	56	66	62	71	67	53	56	57	58	40	63	55	47	41	48	455	457	912
	Birhan	13	5	10	12	1	8	6	7									30	32	62
	Dahlia	26	38	35	23	31	32	18	28	22	23	16	19	25	21	20	14	193	198	391
	General Waqo Gutu No.1	82	68	111	94	85	81	76	93	59	57	52	64	69	51	63	44	597	552	1149
	General Waqo Gutu No.2	130	100	75	64	62	59	42	43	56	58	46	51	49	37	19	31	479	443	922
	Omega	43	37	39	45	30	31	41	30	37	41	29	25	30	33	24	24	273	266	539
8	victory academy	47	46	31	55	53	45	53	56	31	49	43	34	46	48	38	29	342	362	704
	Eseke	42	62	40	46	37	29	29	35	19	34	12	32	15	29	12	14	206	281	487
	K/M/Alem Primary School	293	357	271	300	241	243	326	352	275	323	264	317	275	319	271	397	2216	2608	4824
	Preskela	14	15	12	17	7	7	6	8									39	47	86
	Yididya	33	30	34	24	21	24	11	15									99	93	192



Education Statistics Annual Abstract 2011 E.C (2018/19 G.C)

Sub-City	Woreda	SCHOOL	Grade 1		Grade 2		Grade 3		Grade 4		Grade 5		Grade 6		Grade 7		Grade 8		TOTAL		TOTAL		
			M	F	M	F	M	F	M	F	M	F	M	F	M	F	M	F	M	F			
9	9	AL of Home(5-8)										20	21	20	23	11	10	6	6	57	60	117	
		Family No 1	52	46	52	42	42	40	39	41											185	169	354
		Family no2										39	42	33	35	35	28	46	47	153	152	305	
		Meserete Ediget	154	265	185	174	169	148	84	172	142	197	136	165	181	164	148	209	1199	1494	2693		
		Moonlight international	31	27	25	37	24	26	31	25	24	22	14	15	15	19	9	8	173	179	352		
		Omega	47	47	41	90	49	45	30	30	29	31	31	32	36	34	71	77	334	386	720		
		Tinbite Ermias	18	38	27	32	31	35	41	35	25	33	44	28	39	59	39	63	264	323	587		
	unity(5-8)	43	49	42	45	44	45	49	40	36	55	34	52	51	35	37	46	336	367	703			
	10	Huda	15	16	16	14	15	17	8	6											54	53	107
		Little Star	34	35	30	36	22	23	15	18	15	14	14	11	11	13	16	18	157	168	325		
		Pyramid Academy	22	18	18	19	13	11	10	12	21	10	9	13	10	6	9	6	112	95	207		
		Selam ber	418	470	366	379	249	303	282	285	256	258	196	277	261	225	288	282	2316	2479	4795		
		Sewasew Birhan	19	27	24	27	16	22	18	18	9	11	12	9	15	4			113	118	231		
	11	Abem Youth	34	33	35	32	31	36	33	31	35	31	30	30	24	9	9	15	231	217	448		
		Noteredam	20	15	21	13	16	5	12	7	12	16	16	11	8	7	15	10	120	84	204		
		Philipos	47	59	48	57	56	51	73	59	82	76	72	59	92	99	136	157	606	617	1223		
		Sora Amba	196	167	160	188	138	122	160	151	146	137	170	149	141	147	41	78	1152	1139	2291		
		Yeabeboch Fire	105	152	120	158	134	176	141	171	158	199	145	180	130	147	129	160	1062	1343	2405		
	12	Ewket Wegene	86	143	84	110	65	110	71	111	114	123	86	125	74	96	136	145	716	963	1679		
		Kolfe Mekane yesus	15	18	16	17	17	10	10	6									58	51	109		
		AL- Qalem	29	33	30	30	38	24	18	18	17	15	16	13	14	15	12	17	174	165	339		
	13	Ardi youth acadamy	60	40	60	30	30	45	25	35	22	13	13	7					210	170	380		
		Asero Hawariat									91	104	35	42	71	82	43	65	240	293	533		
		Asko progress	42	42	49	49	42	51	45	38	43	37	43	39	43	40	49	33	356	329	685		
		Aster Bete fikir	26	44	55	30	33	46	37	47	41	41	43	36	21	43	30	35	286	322	608		
		Bashewam primary	73	84	75	64	71	68	62	72	69	62	63	67	50	61	72	67	535	545	1080		
		Biruh Raey	27	24	20	16	6	15	5	7									58	62	120		
		Bisrat	116	184	90	125	73	130	72	116	94	120	86	106	91	141	96	151	718	1073	1791		
CORNER STONE		10	12	15	8	9	9	8	11	10	8	6	10	9	12	12	6	79	76	155			
Dagmawi Birhan		25	33	29	28	20	16	13	17									87	94	181			
Gulele fana		69	151	75	80	62	85	51	97	61	65	69	77	64	93	88	92	539	740	1279			
Icon		22	20	23	28	16	15	17	15	19	8	4	12					101	98	199			
Mikililand		35	55	30	32	54	43	61	57	56	84	68	65	52	92	49	68	405	496	901			
Nechega		11	13	10	4	12	6	10	6	6	14	7	8	10	11	21	16	87	78	165			
14	Addis Fana	133	222	114	195	127	155	149	181	133	168	162	173	141	167	138	228	1097	1489	2586			
	Asko addis sefer	89	74	53	41	62	62	52	28	21	41	38	33	41	21	29	34	385	334	719			
	Fitawurari Habtegiorgis	273	324	175	245	227	250	277	255	248	344	239	272	278	291	393	380	2110	2361	4471			
	Geez	16	10	16	8	11	14	14	12	6	17	11	7	7	10	12	7	93	85	178			
	Hermolan	25	23	26	18	25	16	26	19	18	25	20	21	11	15	20	25	171	162	333			
	Kebede Michael	15	19	14	13	13	11	16	9									58	52	110			
	Miror Academy	25	24	29	19	28	17	18	14	10	20	22	12	9	8	6	12	147	126	273			
	Misheal	53	57	28	35	27	26	32	28	26	21	16	18	19	8	17	15	218	208	426			
	School of Mali No 2	40	20	35	42	25	24	38	34	15	25	23	17	25	21	26	26	227	209	436			
	St.John	59	47	59	69	89	80	64	64	63	69	79	110	116	126	91	90	620	655	1275			
	Wisdom	15	18	18	12	12	12	10	14	10	17	12	13	15	18	34	43	126	147	273			



Education Statistics Annual Abstract 2011 E.C (2018/19 G.C)

Sub-City	Woreda	SCHOOL	Grade 1		Grade 2		Grade 3		Grade 4		Grade 5		Grade 6		Grade 7		Grade 8		TOTAL		TOTAL
			M	F	M	F	M	F	M	F	M	F	M	F	M	F	M	F	M	F	
15		Awelia	76	73	85	97	65	73	98	98	69	86	73	78	80	72	67	82	613	659	1272
		Etho-Canada	62	43	39	37	58	51	47	45	49	39	42	37	48	21	33	16	378	289	667
		Gibsan Youth Academy	44	42	30	30	50	44	31	35	52	28	29	24	34	28	22	18	292	249	541
		Gulele Montosory	8	6	2	11	3	2	1	4									14	23	37
		Kale	53	81	61	68	70	78	84	110	92	97	97	92	141	108	81	130	679	764	1443
Total Kolfe-Keranio																					
Lideta	1	Lideta Selam	11	13	12	9	24	17	15	16	24	37	23	33	28	42	29	49	166	216	382
		Limat Minch	33	35	27	39	37	34	33	35	22	46	16	36	25	39	18	20	211	284	495
		Meskerem 1	21	31	18	29	22	23	21	48	26	67	30	60	31	61	18	81	187	400	587
	2	Ethio canada	101	98	106	91	99	95	91	95	82	70	65	76	52	68	51	70	647	663	1310
		Hil tops (5-8)									26	15	16	15	11	14	29	18	82	62	144
		Hiltops (1-4)	39	36	55	36	24	39	30	24									148	135	283
	3	Mezgebe Birhan	24	25	20	30	27	31	26	32	22	27	24	28	25	25	36	44	204	242	446
		Africa Birhan	42	42	43	32	46	42	37	30	27	54	39	48	37	49	19	33	290	330	620
		britanica acadamy	28	28	20	21	10	11	12	13									70	73	143
	4	Brittanica Academy									18	32	20	28	21	30	14	31	73	121	194
		Metebaber	16	25	19	22	16	32	26	35	26	30	29	33	43	62	57	56	232	295	527
		Omedla	23	31	19	28	22	28	35	23	24	31	27	24	28	27	22	31	200	223	423
		Addis Fire	22	26	20	25	10	20	24	26									76	97	173
		Elhome Of Kids	22	40	34	23	17	34	21	21									94	118	212
		Enat Ethiopia	28	32	44	42	43	39	24	31									139	144	283
		Karamara	115	88	77	65	62	72	92	88	115	145	100	118	163	194	131	151	855	921	1776
		Meserete Hiwot	41	45	20	24	32	38	24	21	38	29	18	25	24	28	20	15	217	225	442
		School of Americana Balcha com	66	51	43	37	50	55	49	46	78	74							286	263	549
		School of Americana Geja com.												47	71	51	64	46	56	144	191
	5	Alemaya	102	103	78	64	89	94	84	97	111	132	85	117	84	104	106	105	739	816	1555
	6	Ediget Besira	37	51	45	40	45	42	51	44	56	48	42	50	53	38	65	64	394	377	771
	7	Abader	90	58	71	67	62	44	54	59	45	42	49	44	45	44	29	38	445	396	841
		De.j/Zeray Deres	63	76	29	40	34	42	33	46	47	65	25	50	36	76	43	86	310	481	791
		MEJ.Hayelom Araya	38	26	27	39	31	19	29	31	38	28	33	39	48	30	34	51	278	263	541
	8	Briliance(1-8)	40	28	22	20	16	23	21	14	21	16	19	20	23	12	14	21	176	154	330
		Lideta Limat	17	15	15	10	12	12	21	30	40	31	36	36	36	52	40	54	217	240	457
		School of Americana	46	52	40	27	33	35	23	30									142	144	286
		Tesfa Kokeb	123	227	112	110	82	112	102	103	93	161	146	156	166	232	317	235	1141	1336	2477
	10	Frehiwot No.1	40	49	28	34	41	50	34	38	46	45	21	35	28	51	21	35	259	337	596
		Intelligent Millinia 1-4	40	44	42	36	30	29	38	25									150	134	284
		Intelligent Millinia 5-8									36	24	22	26	12	12	19	20	89	82	171
		Wetat Tehadiso	20	2	13	1	8	1	5	0			6	1	1	0	5	0	58	5	63



Education Statistics Annual Abstract 2011 E.C (2018/19 G.C)

Sub-City	Woreda	SCHOOL	Grade 1		Grade 2		Grade 3		Grade 4		Grade 5		Grade 6		Grade 7		Grade 8		TOTAL		TOTAL		
			M	F	M	F	M	F	M	F	M	F	M	F	M	F	M	F	M	F			
Nefas Silk-Lafto	1	AIR TO MOJO	11	15	9	9	3	5	2	7										25	36	61	
		Burka wayu	354	410	300	288	240	240	232	200	88	104									1214	1242	2456
		Burka wayuNO.1									26	35	45	106	55	86	90	67			216	294	510
		felegeneway	28	20	35	30	17	22	25	21	17	23	27	15	28	25	39	21			216	177	393
		furimariame	12	14	6	18	13	10	4	9											35	51	86
		Genious Zone	20	19	20	12	14	14	9	4											63	49	112
		Hana	338	306	285	298	244	249	257	225	212	242	222	226	189	193	199	225			1946	1964	3910
		Hawi Dandiboru	69	47	59	34	38	44	27	33	19	23	18	19	18	15	10	10			258	225	483
		Hedase	159	266	140	177	150	186	122	219	150	193	95	179	120	219	127	183			1063	1622	2685
		Kale Male	26	31	21	20	22	24	17	9	13	15	10	8	10	8	8	5			127	120	247
		Light House	20	25	20	23	15	20	15	10											70	78	148
		Misrak	37	45	41	23	30	31	24	20	23	26	16	15	10	13	16	17			197	190	387
		My Dreamland	17	13	10	13	10	2	2	4											39	32	71
		Neway chaliangce	135	120	127	137	127	138	124	126	112	117	118	116	110	116	108	115			961	985	1946
		Stanford Addis	66	54	62	51	50	56	50	50	38	47	37	39	25	29	15	15			343	341	684
	Tsigereda	25	16	19	26	13	19	10	12	6	15	8	8	4	6	6	6			91	108	199	
	2	alpha blen	7	22	5	7	9	9	8	7	7	7	9	3	12	9	15	16			72	80	152
		Bule Nile	14	12	10	9	9	12	4	6											37	39	76
		Charisma	29	13	32	21	15	14	6	8	12	17	4	5	14	6	14	13			126	97	223
		Donbosco Catholic	58	59	58	71	84	81	90	93	78	96	103	90	82	92	83	86			636	668	1304
		Embracing Hope Ethiopia	17	25	23	20	15	12													55	57	112
		Future Generation hope no 1	46	64	52	46	35	44	45	47	52	57	66	52	64	75	65	90			425	475	900
		Gibson Youth Accadamy			35	15	44	48	52	53	158	120	133	100	106	116	130	126			658	578	1236
		Hiber	162	211	109	172	137	189	108	175	158	296	145	234	192	343	204	287			1215	1907	3122
		Hunde gudina	14	10	3	12	5	5	4	4											26	31	57
		Kore Brihane Wongel	7	12	7	14	9	11	14	13	18	9	8	11	11	14	25	22			99	106	205
		Liza	18	25	20	16	14	18	20	20	28	14	20	14	28	24	19	27			167	158	325
		Mekanisa K/Michael	114	173	95	140	92	120	96	71	89	131	66	132	82	97	118	195			752	1059	1811
		Mieraf	26	58	30	39	16	40	23	30	33	36	24	36	26	27	28	61			206	327	533
		Mount Olive	32	14	21	24	18	24	16	21	15	17	23	16	16	15	15	8			156	139	295
		Roman	33	38	25	30	20	18	21	16	11	20	9	13	9	10	2	11			130	156	286
		SHAMPYENS ACADAMY	17	23	19	11	9	14	8	9											53	57	110
Sipara		24	15	19	18	21	15	16	8	22	27	19	15	12	12	12	9			145	119	264	
Strong	16	17	13	9	14	7	10	9											53	42	95		
T. W trinity	42	21	19	24	17	23	14	14	19	15	19	15	13	23	22	20			165	155	320		
yemen comminty	7	8	6	4	9	4	3	7	3	2	6	3							34	28	62		



Education Statistics Annual Abstract 2011 E.C (2018/19 G.C)

Sub-City	Woreda	SCHOOL	Grade 1		Grade 2		Grade 3		Grade 4		Grade 5		Grade 6		Grade 7		Grade 8		TOTAL		TOTAL L	
			M	F	M	F	M	F	M	F	M	F	M	F	M	F	M	F	M	F		
3		Bisrate Gebriel	63	66	58	50	58	44	30	45	47	33	42	29	41	31	38	37	377	335	712	
		Cruise No 2	169	137	22	18	6	14											197	169	366	
		Cruise 1-4	116	81	200	211	212	209	182	177										710	678	1388
		Cruise 5-8									205	187	196	188	186	187	229	197	816	759	1575	
		Ever east	6	6	5	2	6	6	2	2										19	16	35
		Greenard	6	9	4	4	3	2	1	1										14	16	30
		Mekdela	81	107	60	95	67	107	99	105	79	117	78	106	83	126	128	243	675	1006	1681	
		Mekenisa Akababi	100	105	75	97	70	86	72	85	77	77	83	119	121	122	119	121	717	812	1529	
		Mekenisa Mekaneyesus	25	28	48	44	41	35	33	32	55	39	31	25	31	40	22	27	286	270	556	
		Mekenisa mesmat yetesanachew	6	13	21	10	17	13	18	18	17	18	17	15	14	14	21	15	131	116	247	
		Modern	23	24	24	24	18	22	20	25	17	14	16	16	12	18	84	104	214	247	461	
		New English (1-4)	61	52	51	54	48	33	32	31									192	170	362	
		New English (5-8)									44	37	30	18	26	16	25	24	125	95	220	
		Robest	19	22	34	25	15	20	10	21	20	24	15	10	13	9	15	10	141	141	282	
		School of tomorrow	70	70	68	64	45	67	42	41									225	242	467	
Spring of knowledge	75	51	49	67	59	46	48	56	62	39	67	43	45	44	48	45	453	391	844			
4		Gibson sarbet Youth	138	140	97	96	104	78	87	94								426	408	834		
		Mekanisa Abadir	38	31	45	37	43	36	32	31	27	35	38	35	46	46	45	41	314	292	606	
		School of Nation	13	21	19	21	24	12	12	22	18	19	18	22	15	19	13	10	132	146	278	
		Tesfa	23	28	19	13	20	24	26	30	23	30	18	29	42	34	36	30	207	218	425	
5		Alexander Academy	20	14	9	14	8	7	9	7								46	42	88		
		Destinyb Future Academy	41	28	36	27	31	34	27	24	14	29	22	14	19	22	17	12	207	190	397	
		Gofa	34	51	27	55	39	48	30	56	35	51	54	51	52	48	57	76	328	436	764	
		Strivers Academy	12	23	19	21	22	30	15	27	19	13	18	22	21	17	17	21	143	174	317	
		Tiruwork Academy													32	29	37	36	69	65	134	
Veronica	16	14	15	14	7	10	5	4									43	42	85			
6		Atse Zerayakob	112	133	86	118	80	111	78	115	95	120	84	138	81	137	132	194	748	1066	1814	
		Bserat gebreal no.2school	29	17	24	22	23	20	17	8	15	10	23	9	10	11	20	15	161	112	273	
		Cordova	52	44	58	46	43	40	33	38	36	29	32	20	16	22	20	10	290	249	539	
		Eldera	50	40	47	42	23	25	27	24	16	17	18	23	12	16	7	16	200	203	403	
		Hawariyaw petros	91	132	76	114	65	114	66	98	69	151	81	120	69	145	91	211	608	1085	1693	
		Kids New Flower (1-4)	43	33	23	23	26	20	31	25									123	101	224	
		Kids New Flower (1-8)	25	26	43	46	25	19	18	26	53	47	55	41	54	43	56	42	329	290	619	
		Merkoryos Academy	14	17	9	17	13	8	6	15	11	9	8	2	7	4			68	72	140	
		Nation Wide	26	27	22	27	16	16	18	20	23	11	20	12	18	14	12	6	155	133	288	
		Netsanet Chora	86	93	73	79	57	86	44	86	68	102	66	106	101	122	80	120	575	794	1369	
		school of tomorrow	11	14	23	23	14	18	30	18	39	45	38	45	36	50	31	19	222	232	454	
		Suncoast	31	25	10	18	11	14	17	17	9	15	14	9	5	7	17	12	114	117	231	
		Tiru Work	40	37	41	24	32	42	29	37									142	140	282	
Zikre Tewoflos	78	71	81	67	59	58	57	57	48	66	54	56	54	53	36	44	467	472	939			
7		Darsy	24	17	25	14	17	8	13	13	18	10	11	5	9	9	11	8	128	84	212	



Education Statistics Annual Abstract 2011 E.C (2018/19 G.C)

Sub-City	Woreda	SCHOOL	Grade 1		Grade 2		Grade 3		Grade 4		Grade 5		Grade 6		Grade 7		Grade 8		TOTAL		TOTAL
			M	F	M	F	M	F	M	F	M	F	M	F	M	F	M	F	M	F	
8	8	Agazian No 2	29	34	27	45	27	26	47	39	50	54	26	41	32	31	53	52	291	322	613
		B T D	23	41	25	20	18	21	20	23	18	14	23	16	9	15	18	23	154	173	327
		Eddon	17	23	18	22	26	23	19	20	16	27	29	26	22	22	17	26	164	189	353
		Mekrez	18	24	18	28	13	8	12	4									61	64	125
		Musie	45	77	39	44	34	34	37	53									155	208	363
		Sebiste Nagasi	73	100	57	62	36	50	31	59	59	71	74	81	70	110	117	133	517	666	1183
	9	Addis Amba	90	156	105	159	92	118	106	143	134	229	130	217	127	220	159	309	943	1551	2494
		El-Bethel (5-8)									65	60	45	62	53	42	70	54	233	218	451
		elbethl(1-4)	66	78	65	78	61	69	61	66									253	291	544
		Falcon (1-4)	94	86	91	83	78	99	56	82									319	350	669
		falcon(5-8)									92	76	81	82	72	83	96	74	341	315	656
		Typify	26	15	21	26	21	15	18	25	16	7	9	8	13	20	25	24	149	140	289
	10	Abiyot Fana	107	210	72	137	84	136	101	135	83	166	66	127	81	129	117	153	711	1193	1904
		Misgana	17	15	6	7	5	6	6	4	6	5	6	3	4	3	11	7	61	50	111
		Nur Jemal	37	32	25	26	13	25	20	11	12	16	11	10	22	6	8	8	148	134	282
		Progress	35	24	29	17	13	12	17	11	13	13	15	11	16	12	12	6	150	106	256
		Promis Keepers	25	33	26	24	28	23	23	27	31	27	26	28	25	14	15	18	199	194	393
		Sene 9	111	214	97	157	95	153	99	151	115	140	105	169	129	185	134	206	885	1375	2260
	11	Solomons	16	14	5	11	4	4	7	7									32	36	68
		Akilesiya	17	11	15	10	18	10	8	11	12	10	7	3	4	4	4	8	85	67	152
		aspayer youse	33	23	25	28	21	31	11	21	17	18	15	15	8	12	19	11	149	159	308
		Asrok	33	27	30	11	19	10	16	19	18	23	18	23	11	12	28	13	173	138	311
		Efrata	24	15	24	11	17	15	20	10	9	13	13	10	6	13	15	7	128	94	222
		Ewuket Birhan	11	10	12	13	12	9	12	10	8	14	9	10	9	13	12	8	85	87	172
		Eyakem wehana	27	24	21	31	29	16	24	21	18	22	23	17	15	12	14	20	171	163	334
		Finote Loza	64	55	47	42	60	33	48	42	40	55	42	38	25	35	51	40	377	340	717
		Gibson youth Academy	26	38	39	30	28	30	29	27	31	22	22	17	18	10	13	14	206	188	394
		Kotari	346	400	298	333	203	309	222	286	215	245	192	231	227	309	205	296	1908	2409	4317
Minase		23	15	13	17	12	13	10	8	9	10	4	7					71	70	141	
Rohobot vision		21	15	21	16	20	13	15	10	17	18	14	12	16	12	17	18	141	114	255	
Sidon		35	27	25	30	20	27	21	14	14	18	10	12	9	13	11	13	145	154	299	
Sinziro		45	47	37	33	35	38	27	30	32	32	28	24	27	23	15	30	246	257	503	
Yerom academ	13	12	11	8	10	9	1	5									35	34	69		
Zeskalis	11	8	8	5	3	6	7	4	3	3	2	3	3	3	1	3	38	35	73		
12	A.Y.B	19	15	22	12	15	15	8	17	20	11	15	12	11	12	14	11	124	105	229	
	Ab info	39	32	36	33	44	26	19	38	30	36	31	25	24	19	26	31	249	240	489	
	Abune Paulos	23	28	13	14	14	6	5	4									55	52	107	
	Emanuel	49	52	42	42	35	29	36	29	21	33	10	30	18	19	20	27	231	261	492	
	Future Generation Hope No 2	13	14	16	22	13	11	18	13	19	9	14	19	13	19	16	12	122	119	241	
	Glow (M.L.W)	12	17	12	17	7	6	7	4	7	3	4	7					49	54	103	
	Huluam	23	29	25	25	18	29	19	21	14	16	15	11	10	11	3	13	127	155	282	
	Lafto	86	150	60	109	69	97	76	104	84	124	77	149	103	205	98	188	653	1126	1779	
	Megabit 28	124	100	96	85	92	95	106	90	116	100	103	108	157	133	160	177	954	888	1842	
	South West	112	89	130	110	122	113	120	136									484	448	932	
	Tehadiso	101	132	82	91	91	106	97	112	90	121	85	110	98	111	116	176	760	959	1719	
	Tsedal	28	31	25	37	29	31	30	19	28	18	16	18	16	13	14	22	186	189	375	
13	Abay	222	319	145	214	175	258	147	226	144	222	120	217	160	215	133	264	1246	1935	3181	
	Abune Gorgorious	118	101	102	110	97	82	69	70	55	45	44	41	34	25	16	19	535	493	1028	
	Amba Youth	17	19	12	14	3	7											32	40	72	
	Bi-brest	20	19	18	11	9	3	2	10									49	43	92	
cordova	71	75	65	67	55	62	38	48	58	42	39	41	49	34	39	27	414	396	810		



Education Statistics Annual Abstract 2011 E.C (2018/19 G.C)

		Dream	112	85	72	77	56	49	57	52	42	55	42	46	46	30	37	30	464	424	888	
		Dynamic	23	29	17	12	12	15	11	8										63	64	127
		Jemo 2	308	366	245	281	203	229	181	212	183	225	158	180	131	181	116	147	147	1525	1821	3346
		Mark	57	69	64	57	34	54	47	58	41	45	31	29	31	32	24	21	21	329	365	694
		Nolawi	50	36	18	22	10	8	4	2										82	68	150
		pineal	27	26	20	23	23	25	24	12										94	86	180
		school of indian	46	59	50	44	33	42	29	28	24	26	22	29	14	14	9	28	28	227	270	497
		School of redemption	50	65	61	53	39	55	49	32	57	45	49	29	42	32	45	30	30	392	341	733
		South west	138	122	139	138	134	140	131	147	115	150	100	121	107	103	94	112	112	958	1033	1991
		spring of knowledge	60	61	59	49	48	32	51	33	28	32	23	22	20	28	15	17	17	304	274	578
stairway	39	34	19	26	30	23	24	10	16	22	11	10	13	16				152	141	293		
Sub-City	Woreda	SCHOOL	Grade 1		Grade 2		Grade 3		Grade 4		Grade 5		Grade 6		Grade 7		Grade 8		TOTAL		TOTAL	
			M	F	M	F	M	F	M	F	M	F	M	F	M	F	M	F	M	F		M
Yeka	1	Emawayesh	28	26	24	28	16	14	10	25										78	93	171
		Kidus Markos	87	126	89	80	48	49	85	89	40	80	59	72	73	101	66	99	547	696	1243	
		Miyazya 23	92	156	63	94	57	108	62	134	76	125	93	127	94	138	50	122	587	1004	1591	
		Montosoriyan	68	61	71	47	46	57	52	56	46	45	48	43	32	47	29	43	392	399	791	
		Tigle lenetsanet	54	73	60	63	43	54	58	51	42	62	53	70	73	89	85	93	468	555	1023	
	2	Gurara Rafidem	8	9	5	11	14	4	4	4										31	28	59
		Hizbawi Serawit	197	312	108	214	129	187	144	215	162	225	147	212	178	263	106	202	1171	1830	3001	
		Lemlem	88	62	78	71	46	52	43	52	44	49	48	43	57	45	36	42	440	416	856	
		Mekane Hiwot	17	29	36	52	31	29	35	60	47	70	43	60	63	59	60	102	332	461	793	
		Miss Aki Scool of outstanding	10	26	8	12	9	17	15	7	12	8	9	13	5	10	15	13	83	106	189	
		Rafidem	11	14	17	9	4	12	9	11	7	12	4	6	11	3	8	10	71	77	148	
		Seble Memorial	13	24	16	27	17	14	24	11	11	13	9	10	12	12	15	10	117	121	238	
		St Yared			11	13	11	11	8	15										30	39	69
	Yeha Science and Technology	9	6	11	8	8	7	11	13	9	9	7	6	6	16	4	11	65	76	141		
	3	Characount	26	24	25	18	18	17	12	15	14	10	11	21						106	105	211
		HIBRET FIRE	46	111	45	83	49	89	45	85	51	102	50	106	51	94	49	128	386	798	1184	
		Seramono Kindrgarten and prim	17	21	19	15	19	16	16	17	15	13	15	16	12	10	19	19	123	127	250	
	4	Addis Birhan	25	43	30	51	31	33	29	44	39	41	31	49	36	43	29	44	250	348	598	
		German	13	23	15	26	17	22	20	22	25	15	42	40	35	44	11	15	178	207	385	
		Jakaranda	13	26	12	16	13	13	22	16	20	24	13	12	14	13	14	19	121	139	260	
	5	Kebena Adventist	28	33	35	24	33	27	30	25	37	44	27	43	19	37	24	21	233	254	487	
		Kokebetsibah	35	55	50	53	41	63	57	67	55	79	65	73	94	96	119	132	516	618	1134	
		Yeka primary	65	79	36	52	52	53	55	82	60	57	56	49	50	50	49	93	423	515	938	
		Yeka Terara	98	141	72	79	69	95	91	105	82	115	85	101	100	117	128	162	725	915	1640	
	6	Birhan Guzo	9	24	14	20	15	37	16	31	17	29	25	29	47	54	31	63	174	287	461	
		Ethiopia Andinet	72	120	51	86	57	61	85	104	65	92	93	94	88	118	101	139	612	814	1426	
		Miss ford	60	61	46	49	43	66	35	69	52	48	48	66	60	54	50	42	394	455	849	
		Nigat Kokeb	41	83	38	62	37	81	38	71	42	84	36	96	52	95	70	118	354	690	1044	
		Temsalet 2000 Academy	13	20	9	12	13	11	8	11	14	11	7	7	7	7	12	7	83	86	169	
	7	Adewa Ber	14	32	25	26	20	26	23	27	14	20	17	16	17	28	13	27	143	202	345	
Yeka Global		22	23	20	20	16	19	16	16	17	11	11	11	11	10	9	13	122	123	245		
Yika Misrak Chora		68	82	59	102	53	121	52	99	42	73	50	136	60	122	75	155	459	890	1349		



Education Statistics Annual Abstract 2011 E.C (2018/19 G.C)

Sub-City	Woreda	SCHOOL	Grade 1		Grade 2		Grade 3		Grade 4		Grade 5		Grade 6		Grade 7		Grade 8		TOTAL		TOTAL
			M	F	M	F	M	F	M	F	M	F	M	F	M	F	M	F	M	F	
Yeka	8	Abiyot	81	80	65	73	56	63	50	58	77	77	75	89	86	158	65	86	555	684	1239
		biruhe tsefa	53	87	56	76	52	62	45	56	52	88	68	67	52	103	78	144	456	683	1139
		blue bird	39	30	31	39	31	42	38	17									139	128	267
		Blue bird									0	24	38	23	28	3	3	12	69	62	131
		Magic Carpet	73	63	63	50	38	51	54	40	52	54	49	37	57	54	46	38	432	387	819
		Sarina	15	25	18	20	22	27	25	26	12	16	13	20	12	16	11	16	128	166	294
		School of Tomorrow	60	65	47	58	38	37	37	51	38	41	25	34	25	25	11	15	281	326	607
		St Michael	23	22	15	19	16	19	14	17	17	25	20	13	24	11	19	23	148	149	297
		Wetatoch genet	68	111	39	49	39	57	41	54	65	67	52	77					304	415	719
	9	Andinet International	52	53	67	43	60	48	47	55	50	52	47	55	50	49	40	49	413	404	817
		EB No 1	37	28	21	24	44	27	31	23									133	102	235
		EB No 2									28	36	44	42	39	39	46	43	157	160	317
		Elmo / 4-8/									23	30	18	28	15	14	12	13	68	85	153
		Elmo/1-3/	44	26	35	23	20	22	22	12									121	83	204
		Fairway	15	14	26	17	12	8	16	19	10	10	13	14	18	16	24	12	134	110	244
		Kotebe Adventist	20	18	20	20	15	12	12	17									67	67	134
		Kotebe Mekaneyesus	3	5	6	6	8	4	4	5	4	5	6	5	4	7	7	9	42	46	88
		Mavis	22	16	23	15	14	25	14	12	7	7	5	9	11	9	13	8	109	101	210
		Philopatire Canadian Int. Scho	12	9	8	9	10	13	6	2	3	4							39	37	76
	10	St.Michael kotebe branch	33	27	18	26	18	21	14	19	17	25	17	15	13	14	14	7	144	154	298
		Yeka Debre Mihret kidane Mihre	32	65	21	56	26	37	14	33	27	32	13	40	23	34	17	62	173	359	532
		Alab No 2	26	11	18	16	13	10	21	8	10	8	7	6					95	59	154
		Belltower School	16	7	11	7	5	3	7	6	8	3	4	5	9	4	6	4	66	39	105
		Ethio Wales Global	15	20	14	20	11	14	9	18	18	9	12	11	15	14	7	11	101	117	218
		Eve Academy	13	16	12	11	17	21	5	7									47	55	102
		Eyor	33	11	25	20	11	10	9	11									78	52	130
		Salaysh Primary School	248	362	230	290	241	285	212	348	217	300	193	280	177	311	250	328	1768	2504	4272
		Selo	37	34	28	37	24	25	23	23	16	22	15	14	20	17	9	17	172	189	361
	Yeametah	28	17	12	15	11	16	14	14	9	7	8	5	9	6	6	10	97	90	187	
	11	Apple	8	7	9	9	5	6	3	4									25	26	51
		Beza	4	3	5	5													9	8	17
		Deliverance	18	25	23	14	27	21	11	13	22	22	20	15	18	16	25	19	164	145	309
		Dja/wondrad	174	266	128	169	110	134	133	189	160	238	167	280	233	341	243	436	1348	2053	3401
Ediget Tajeb		18	18	17	10	12	12	16	14	9	14	10	2	10	12	14	11	106	93	199	
Fresh and Green		7	12	11	8	10	7	9	9									37	36	73	
Hillside		70	97	115	108	105	123	114	115	115	101	106	104	114	103	88	98	827	849	1676	
Kotebe	43	42	59	61	55	66	70	78	78	72	56	68	62	60	44	71	467	518	985		



Education Statistics Annual Abstract 2011 E.C (2018/19 G.C)

Sub-City	Woreda	SCHOOL	Grade 1		Grade 2		Grade 3		Grade 4		Grade 5		Grade 6		Grade 7		Grade 8		TOTAL		TOTAL
			M	F	M	F	M	F	M	F	M	F	M	F	M	F	M	F	M	F	
Yeka	11	Liziyum	11	13	5	9	16	5	20	12	10	17	3	8	13	5	8	13	86	82	168
		Macmillan	7	2	11	19	4	6	16	7	7	9	6	0	4	5	18	13	73	61	134
		Magnet	116	109	112	104	119	103	104	138	78	145	92	85	73	79	69	78	763	841	1604
		Marvel	26	22	16	28	15	15	18	15	20	18	13	7	18	10	11	5	137	120	257
		Neway youth	17	57	19	27	23	28	15	32	10	32	9	21	4	21	16	27	113	245	358
		Rigbe	29	45	35	32	37	32	39	39	33	36	22	28	32	30	27	24	254	266	520
		Rohobot	20	20	11	11	17	6	17	4	2	8	3	6	4	3			74	58	132
		School of Liboro	24	20	25	22	22	11	19	19	24	27	12	13	10	15	11	7	147	134	281
		Selam children village 1	125	109	124	92	116	83	105	101	115	108	111	114	111	104	126	174	933	885	1818
		Selam Children Village 2	41	29	47	37	49	52	51	45	44	59	51	38	46	46	50	60	379	366	745
	Union Academy	11	7	17	8	17	8	9	9	3	6	14	11	9	11	5	4	85	64	149	
	Universal	14	14	8	13	7	2	9	2									38	31	69	
	12	Ab Academy	26	13	11	13	10	7	4	7									51	40	91
		Bright hope	38	28	20	17	31	23	22	27	20	20	27	15	23	26	18	21	199	177	376
		Future Youth	8	10	8	11	6	9	9	2									31	32	63
		H/H/one	17	18	11	7	16	15	14	9	5	11	11	14	19	14	14	19	107	107	214
		Happy Village Adiet	27	26	26	38	24	38	20	24	18	12	26	23	17	23	21	18	179	202	381
		Karallo	144	208	132	186	134	191	162	205	209	258	211	270	238	329	281	459	1511	2106	3617
		Koteba Birhane Hiwot	129	149	127	153	115	160	102	116	128	102	90	100	70	78	87	107	848	965	1813
		Kotebe kidane Mihret	23	72	11	38	9	23	35	20	24	32	11	43	16	47	37	93	166	368	534
		New Sunlight	39	45	37	30	21	29	27	32	23	25	24	16	23	17	19	16	213	210	423
		Noele No 2	56	36	54	34	47	44	40	49	34	42	33	37	41	40	33	54	338	336	674
	13	Abune-Gorgorious	86	92	107	66	82	56	84	64	53	43	38	38	33	37	27	28	510	424	934
		Argiti Meri	9	15	15	20	9	5	12	8									45	48	93
		Daymend academy	63	73	74	72	67	58	72	50	68	64	46	61	55	41	41	35	486	454	940
		Deliverance	28	32	25	25	23	28	22	28	15	27	16	16	24	16	40	35	193	207	400
		Eshcol	32	28	34	36	21	15	19	17	16	19	14	20	13	19	10	15	159	169	328
		Ethio Wells global	5	3			0	3	3	1	2	6	6	0	2	0	2	1	20	14	34
		Garaguri	207	162	95	95	68	55	83	51	53	70	55	89	64	62	76	71	701	655	1356
		Hana	15	23	15	24	13	13	15	14	9	16	8	18	16	9	11	12	102	129	231
		Kipas	27	16	21	14	23	19	18	24	23	16	18	14	16	16	16	11	162	130	292
		Merafe Acadame & Primery Schoo	71	67	64	73	46	49	38	45	32	32	30	35	28	34	26	38	335	373	708
		Meri Hidase	171	204	102	120	107	126	120	109	108	167	95	140	125	168	154	203	982	1237	2219



Education Statistics Annual Abstract 2011 E.C (2018/19 G.C)

Sub-City	Woreda	SCHOOL	Grade 1		Grade 2		Grade 3		Grade 4		Grade 5		Grade 6		Grade 7		Grade 8		TOTAL		TOTAL		
			M	F	M	F	M	F	M	F	M	F	M	F	M	F	M	F	M	F			
Yeka	13	ozone	43	33	35	46	18	35	14	15	9	12									119	141	260
		School of Tomorrow	148	164	131	121	124	88	90	92	79	101	69	56	95	594	57	44	793	1260	2053		
		St. Tirezsa	33	34	33	40	22	30	19	32	20	18	17	20	12	20	8	23	164	217	381		
		Vector Special need	5	8	5	3	4	7					5	5	3	3			22	26	48		
		Yeka Taffo	204	375	156	218	172	193	215	255	198	216	194	252	225	252	241	310	1605	2071	3676		
		Zagol	30	17	20	17	24	20	20	19	14	10	9	15	18	16	10	12	145	126	271		
	14	Abado	312	577	300	417	301	376	355	395	304	439	319	439	333	389	375	549	2599	3581	6180		
		Pilar	24	26	31	26	25	27	28	21	25	19	21	10	20	17	13	15	187	161	348		
		Rakher	81	92	44	60	55	40	28	42	29	31	11	10					248	275	523		
		st.Micael	70	64	75	66	55	49	63	53	56	46	57	35	45	43	34	30	455	386	841		
		Tsion Primary School	34	36	23	35	24	19	15	18	14	14	13	11	14	17	11	9	148	159	307		



Enrollment by Secondary Level All Regular & Evening (Government, Private And Other)

Sub-City	WOREDA	SCHOOL	Grade 9		Grade 10		Grade 11		Grade 12		TOTAL		TOTAL
			M	F	M	F	M	F	M	F	M	F	
Addis Ketema	1	Yemen Community	11	11	14	4					25	15	40
	3	Dilachin					147	155	217	283	364	438	802
		Radical Academy	43	28	57	68	35	26	41	48	176	170	346
	5	Dilachin					147	155	217	283	364	438	802
		Radical Academy	43	28	57	68	35	26	41	48	176	170	346
	7	Addis Ketema Mesenado					288	346	541	547	829	893	1722
	8	Debre Hail Kidus Raguel	195	156	146	147	93	117	103	104	537	524	1061
		Yekatit 23	743	834	680	870					1423	1704	3127
	10	Bingham Academy			9	14	12	15	15	7	36	36	72
		Efoyta	340	333	221	275					561	608	1169
Addis Ketema Total													
Akaki-Kaliti	1	Akaki Adventist	142	172	120	140	105	126	126	135	493	573	1066
		Akaki Lesperance			48	63	26	16	15	27	89	106	195
		Fitawrary Abayneh Metekia	264	334	152	227	77	83	72	109	565	753	1318
		School of Indiana	72	71	61	48	46	52	19	36	198	207	405
	2	Ethio Japan	173	169	197	194					370	363	733
	4	Glane Secondary School	221	200	182	219					403	419	822
	6	Bulbula	398	497	306	397	51	104	124	140	879	1138	2017
		School Of Aygoda	65	52	76	76	75	66	85	104	301	298	599
	7	A.A Maremiya bet	17	0	12	2	16	0			45	2	47
		Kality	400	397	297	367					697	764	1461
	8	Beseka	225	300	298	325					523	625	1148
		Derartu Tulu					332	359	242	156	574	515	1089
		Seattle	30	42	10	17	6	11			46	70	116
	9	Koye	102	109	94	103					196	212	408
12	ETHio National	111	160	86	139	81	95	61	125	339	519	858	
	Tuludemtu	179	233	166	221	54	92	35	75	434	621	1055	
Akaki-Kaliti Total													

Education Statistics Annual Abstract 2011 E.C (2018/19 G.C)

Sub-City	WOR EDA	SCHOOL	Grade 9		Grade 10		Grade 11		Grade 12		TOTAL		TOTAL
			M	F	M	F	M	F	M	F	M	F	
Arada	1	Lideta Catholic Cathedral	381	231	234	226	279	236	237	257	1131	950	2081
		Lycee Franco-Ethiopia	60	68	60	53	46	57	32	29	198	207	405
		Nativity Girls	0	168	0	167	0	181	0	167	0	683	683
		Tikur Anbesa	321	315	293	330					614	645	1259
	2	Agazian No3	128	113	69	87					197	200	397
	3	Nejashi	43	36	25	32	23	20			91	88	179
	4	Future Hopes	42	46	48	34					90	80	170
		W/ro Kelemework					252	276	308	352	560	628	1188
	5	Bethlehem	309	387	267	337					576	724	1300
		Italy Community	29	26	17	16	15	21	21	22	82	85	167
		Jiva	21	19	25	18					46	37	83
	6	Dej/Belay Zeleke	218	184	153	200					371	384	755
		Nazereth	0	142	0	136	0	160	0	147	0	585	585
		Radical	14	87	95	98	80	87	96	123	285	395	680
	7	Abune Gorgorios	47	54	37	37	20	29	39	33	143	153	296
		Indian International	18	34	10	18					28	52	80
		Kidane Miheret	26	30	15	20	12	21	10	21	63	92	155
		Sanford International	30	20	33	39	32	26	50	51	145	136	281
	8	Menbere Mengist Kidus Gebriel	56	57	51	49	42	47	5	20	154	173	327
		Meskerem	146	198	110	188					256	386	642
9	Dagmawi Minilik			19	33	371	349	404	494	794	876	1670	
	Holly Trinity Cathedral	124	146	139	135	130	135	113	160	506	576	1082	
	Yekatit 66	74	63	51	63					125	126	251	
Arada Total													
Bole	1	Ayer Amba	209	297	176	237					385	534	919
		Bole Kalehiwot	42	46	47	48	42	44	51	67	182	205	387
		Character Hall Mark	8	9	15	24	9	4	13	3	45	40	85
	2	Prestigious youth	28	29	36	52	19	17	109	162	192	260	452
		School of Tomorrow	28	35	26	27	18	18	29	39	101	119	220
	3	Bole Preparatory					305	362	431	636	736	998	1734
		British International	11	16	21	15	17	10	18	6	67	47	114
	4	Dr Hadis Alemayehu	161	243	124	195					285	438	723
		Maria Rubatto	46	54	37	57	45	50	28	30	156	191	347
	5	Gibson youth Academy	46	59	45	49	37	48	38	34	166	190	356
		One planet International	6	8			8	9	5	6	19	23	42
	6	Kidist Mariam	61	55	46	53	37	41	61	63	205	212	417
		Macmillan	31	24	39	20	47	40	71	42	188	126	314
		Vision	81	78	52	96	56	72	45	68	234	314	548
	7	Gedame Citawyan	153	199	131	167	87	114	105	106	476	586	1062
8	Beshale	354	403	319	386	142	182	197	278	1012	1249	2261	
	Debora	39	51	40	43	38	42	56	65	173	201	374	
	Fountain Of Knowledge	67	59	27	56	35	38	36	56	165	209	374	
	Safari	102	112	131	166	80	113	100	134	413	525	938	
	triliyem international	10	13							10	13	23	
	Y.R.S	29	24	34	17	34	24	32	22	129	87	216	
9	Deliverance	42	56	59	57	43	50	58	64	202	227	429	
	Ethio Harvard	9	21	14	20					23	41	64	
	Shebu Ejersa	29	36	22	15					51	51	102	
12	auxillum catholic	28	55							28	55	83	
	Bole Bulbula	119	128	111	126					230	254	484	
	Bright Future	18	13	19	19	8	10	5	9	50	51	101	
	KB Academy	26	24	25	26	21	19	12	10	84	79	163	
13	Addis Global	30	33	19	11	23	29	19	21	91	94	185	
	Bole Community	239	225	185	234					424	459	883	
14	Ethio Parents	102	100	94	101	113	110	109	124	418	435	853	
	Glory	50	36	26	34	25	39	55	62	156	171	327	
	Lem	516	706	369	519					885	1225	2110	
	Super Holy Seviar	61	74	38	31	16	36	35	22	150	163	313	
15	Andoda secondery	126	162	144	185					270	347	617	

Education Statistics Annual Abstract 2011 E.C (2018/19 G.C)

WOR EDA	SCHOOL	Grade 9		Grade 10		Grade 11		Grade 12		TOTAL		TOT AL	
		M	F	M	F	M	F	M	F	M	F		
Sub-City	1	Entoto Amba	540	550	438	528					978	1078	2056
		Entoto Wengelawit	24	26							24	26	50
	2	Miskaye Hizunane											
		Medhaniyalem	274	352	184	183	101	100	86	66	645	701	1346
		Yekatit 12					149	194	240	441	389	635	1024
	4	amigoniya school	77	56	91	51	43	42	13	6	224	155	379
	5	Kechene DebereSelam	298	282	199	305					497	587	1084
	7	AB/El Betel	52	27	41	38					93	65	158
		Dil Ber	508	627	359	432					867	1059	1926
		Lazarist	111	39	66	35	90	63	101	48	368	185	553
		St. merry	0	144	0	126	0	134	0	127	0	531	531
	8	Rufael Holiseviour	29	16	15	12					44	28	72
		Elshaday Holy Savior	80	32	82	55	44	28	59	37	265	152	417
		Ethio-Parent	43	62	47	24	53	33	45	54	188	173	361
		General tadesse biru	173	196							173	196	369
		Ke.Azimach Andarge W/Giorgis	50	43	43	44	68	56	53	52	214	195	409
		Medhanialem					336	371	485	435	821	806	1627
		School of Tomorrow	14	12	23	11	8	10	7	5	52	38	90
	10	Sumeya	41	78	33	59	32	47	32	31	138	215	353
		Enat	172	132	158	168	138	128	110	146	578	574	1152
Imperial		150	112	108	134	114	142	120	102	492	490	982	
Mieraf secondary		248	303	154	226					402	529	931	
Gullelie Total													
Kirkos	1	Greec	49	53	58	61	63	65			170	179	349
	2	Assay	60	75	52	72	77	78	74	80	263	305	568
		Dandi Boru	75	95	62	76	91	84	154	78	382	333	715
		Temenga Yazh	189	285	177	267					366	552	918
	3	Adey Ababa	37	33	49	62	31	37	48	61	165	193	358
		Future Talent	39	44	32	31	51	35	38	48	160	158	318
		Yetebeberut	72	97	60	97					132	194	326
	4	Abiyot Kiris					177	252	264	354	441	606	1047
	5	Sunny Side	55	60	61	54	43	32	49	41	208	187	395
	8	Misrak Goh	310	352	170	304					480	656	1136
	9	St.Joseph	196	0	165	0	163	0	145	0	669	0	669
11	Shimelis Habte	449	661	31	67					480	728	1208	
Kirkos Total													
Kolfe-Keranio	1	Beteseb	86	117	85	77	72	88	53	66	296	348	644
		Joint Vision Succes Academy	45	51	46	48					91	99	190
		Mount olive	18	17	22	30	25	37	24	16	89	100	189
		Tigat	25	52	38	29					63	81	144
	2	Meweda	39	75	45	86	46	92	22	17	152	270	422
		Repi Abel	57	63	54	80	49	72	14	1	174	216	390
	3	Atlas	64	58	82	82	85	90	23	72	254	302	556
		Repi Secondary	818	980	494	600					1312	1580	2892
	4	Alpha keranyo	136	119	95	54	19	14	46	51	296	238	534
		Ayertena	272	351	263	350	343	359	400	598	1278	1658	2936
		Yetiwled Tesfa	112	120	72	109	56	108	57	71	297	408	705
	5	Akaki Kalehiwot	49	60	36	56					85	116	201
		Awoliya no.2	32	43	40	44					72	87	159
		Ewket Lefre	241	286	215	274					456	560	1016
		Merit	39	47	40	57	3	2	18	14	100	120	220
		Tesfa Dirijit	19	34	37	31					56	65	121
	6	Time International	49	57	45	64	9	17	17	29	120	167	287
		Bikolos	40	51	30	36	20	38	13	21	103	146	249
		Olive	20	13	13	16	7	9	6	4	46	42	88
		Renaissance International	41	52	33	38					74	90	164
	7	Yemane Birhane	216	336	235	251					451	587	1038
		General Wako Gutu	98	138							98	138	236
	8	Victory	34	27	11	22					45	49	94
		Keranyo Medhanealm	341	466	217	275	119	94	168	162	845	997	1842
9	Family	36	54	48	76					84	130	214	
	Unity	39	42	35	39	37	38	31	24	142	143	285	
11	Kolfe	471	442	422	395					893	837	1730	
12	Millinum	399	478	342	420	106	169	199	369	1046	1436	2482	



Education Statistics Annual Abstract 2011 E.C (2018/19 G.C)

	13	Asko	629	831	383	531					1012	1362	2374
		Asko progress	73	72	61	63	46	66	52	75	232	276	508
		Bashewam	104	150	93	121	96	120	117	166	410	557	967
	14	St. John	94	102	108	120	53	67	69	83	324	372	696
		Awoliya	119	125	88	112	13	52	22	60	242	349	591
15	Gibson Youth Academy	25	24	20	17	7	4	8	6	60	51	111	
	Kolfe-Keranio Total												
Lideta	4	Dej.Balcha Abanefso	482	546	290	414	52	170	173	233	997	1363	2360
	9	Hidase Lideta	160	219	78	120					238	339	577
	10	Africa Hibret	195	188	122	196					317	384	701
Lideta Total			675	854	486	592	66	152	244	438	1471	2036	3507
Nefas Silk-Lafto	1	Burka wayu	45	81							45	81	126
		lebu secondary	313	390	180	245					493	635	1128
		Neway challenge	124	130	111	125	141	146	86	124	462	525	987
		Zoskales	36	17	29	31	19	16	18	24	102	88	190
	2	Alfa Blen	9	11	6	6					15	17	32
		Donbosco Catholic	88	88	63	100	129	165	20	36	300	389	689
		Fana	290	364	281	326					571	690	1261
		Future Generation hope	93	102	119	119	61	66	119	121	392	408	800
		Gibson youth	110	92	81	95	93	105	80	110	364	402	766
		Liza Secondary	36	39	12	40	24	30	34	41	106	150	256
		Mekanisa Kidus Michael school	84	140	36	47					120	187	307
		Mieraf	35	24	29	20					64	44	108
		School of Tomorrow	58	58			24	18	18	18	100	94	194
	3	Bisrate Gebriel	46	59	42	41	54	52	36	51	178	203	381
		Cruise	219	243	204	242	260	277	310	294	993	1056	2049
		Ewuket Lehibret	347	386	328	372					675	758	1433
		Higher 23					325	293	386	534	711	827	1538
		New English	20	23	18	16	9	16	15	15	62	70	132
		Omega	122	134	113	170	129	138	177	268	541	710	1251
		Spring of Knowledge	57	70	45	49	26	47	35	36	163	202	365
	4	Mekanisa Abadir	56	33	51	36	48	33	42	41	197	143	340
		School of Nation	11	8	10	8	6	9	7	10	34	35	69
	5	Sedil Le Ethiopia	150	190	151	214					301	404	705
		Strivers	10	23	16	26					26	49	75
	6	Tiruwork	84	71							84	71	155
		BisrateGebriale	17	13	18	33	10	11	19	32	64	89	153
		Fitawurari Lake Adgeh	210	314	139	190					349	504	853
	8	kids new flower	86	125	97	119	54	95	43	79	280	418	698
		B.T.D	30	18	32	34					62	52	114
		El.Betel	55	46	44	72	51	47	51	62	201	227	428
		Falcon	180	166	149	141	159	171	181	172	669	650	1319
	9	Frehiwot No2	284	431	164	324	135	126	147	198	730	1079	1809
		Typify youth	38	40	31	35	7	8	5	6	81	89	170
		BILU BIRD ACCADEMY	40	45	52	47					92	92	184
	10	Finota Loza	28	39	29	47					57	86	143
		gibson use	19	15							19	15	34
		SINZRO	48	26	52	38					100	64	164
	11	Abi Info	37	32	50	43	22	18	54	47	163	140	303
		Ginbot 20	224	259	170	203	158	232	221	292	773	986	1759
		Lafto	208	295	215	261					423	556	979
		South west	103	126	211	114	103	125	100	114	517	479	996
	12	Abune Gorgorios	19	19							19	19	38
		Dream	57	50	58	56	33	57	62	70	210	233	443
		Lebawi	28	40	34	20	26	24	69	79	157	163	320
		School of Redemption	49	45	26	31	32	41	5	18	112	135	247
		School Off Indiyana 2	8	14	9	21					17	35	52
		South west	80	116	92	100	71	90	72	109	315	415	730
Nefas Silk-Lafto Total													

Education Statistics Annual Abstract 2011 E.C (2018/19 G.C)

Sub-City	WOREDA	SCHOOL	Grade 9		Grade 10		Grade 11		Grade 12		TOTAL		TOTAL
			M	F	M	F	M	F	M	F	M	F	
Yeka	2	Higher-12	301	332	308	370					609	702	1311
		Lemlem	75	74	56	71	32	50	36	51	199	246	445
		Yeha Science & Technology			20	17	6	7	22	25	48	49	97
	4	Kebena Adventists	32	36	29	36					61	72	133
	5	Kokebe Tsibeha	412	527	292	489	165	248	202	368	1071	1632	2703
	6	Birhan Guzo	144	178	115	176					259	354	613
	8	Magic Carpet	84	94	102	80	112	89	138	128	436	391	827
		St. Michael			28	37	10	16			38	53	91
		Tesfa Birhan	281	332	217	290					498	622	1120
	9	Andinet International School	36	45	47	37	33	34	26	20	142	136	278
		EB	106	123	114	143	68	100	87	126	375	492	867
	10	Milinium Secondary School	314	407	306	462					620	869	1489
	11	D/J wondrad					366	447	473	581	839	1028	1867
		Hillside	136	115	119	164	138	123	133	123	526	525	1051
		Magnet	60	48	46	51	21	43	39	53	166	195	361
		Rigib	21	37	20	30					41	67	108
		Selam Childrens Village	137	188	136	142	73	83	75	92	421	505	926
	12	Karallo	546	745	452	522					998	1267	2265
		Kotebe Kidanemihret	23	46	17	24					40	70	110
	13	deliverance	55	53	83	53					138	106	244
		Diamond academy	50	37	38	35	26	24	13	11	127	107	234
		Edget chora secondary	520	620	339	527	151	150	103	183	1113	1480	2593
		Garaguri	32	57							32	57	89
		School of Tomorrow	51	69	69	79	68	67	73	67	261	282	543
	14	Abado	307	403	226	265					533	668	1201
		Kidus Michael	60	46	32	24	2	4			94	74	168
	Yeka Total												
	Addis Ababa Total												



Education Statistics Annual Abstract 2011 E.C (2018/19 G.C)

Preprimary

Subcity	Woreda	School Name	Ownership	Telephone		Po Box	E-mail	Location	
				Office	Mobile				
Addis Ketema	1	01/18 Shemachoch	Public	112132691	910454765	-	-		
	2	Gelila	Government	112787602	911421485			Abinet	
		Unique	Private	112771789	913271620			Sebategna	
	3	Deja.hailu Tesfaye	Government	112768717	910284053	2880			Near AmanuealHospital/church
		Tsehay Gibat	Government	112769520	912631088	-			Near AmanuealHospital/church
		Radical	Private	118704640	911686727	-	rdcl@gmail.com		Near AmanuealHospital/church
		Tsion Mariam	Private	112755965	946611948	-			Near AmanuealHospital/church
		Bethlehem youth	Private	112766066	911732093	5070	bethlehem ya@y		Near AmanuealHospital/church
		Messi	Private	--	911445196				Near AmanuealHospital/church
		Barak Youth	Private	--	911077390				Near AmanuealHospital/church
		Honey Comb	Private	118592153	911866096		E.mai honey comb@yahoo.com		Near AmanuealHospital/church
	4	Kebede Yirga	Private	112138966	911768433	181095			Near AmanuealHospital/church
		Sefere Selam	Government	112136221	911112727	24851			Sefere selam
		Hamile19.No.2	Government	112791718	911952725	-----			18 mazoria
		Mimoza Youth	Private	112135686	911621890	13104			Sefere selam
		Little Star	Private	112796986	911610225	7479	-		18 mazoria
		Biruh Tesfa	Association	112139291	913419079	8856			Near main gate of AmanuealHospital
	5	Proprayid	NGO	112782991	923768843	-----			
		Haleluya	Government	112130437	910584079	160226			Adisu michael
		Abyssinia	Government	112770953	910508697	160248			Kuasmeda
		Tsion Hahu	Private	-----	911883942	160188			Kuasmeda
		Phase	Private	113777412	911667536	7279			Medhaniyalem
		Sumeya	Private	112755380	911008635	183886			Kuasmeda
		Bethel Mekane Yesus	Mission	112752327	913063027	1111			Paster
	6	Dil betegel	Other	---	910182082	--			Medhaniyalem
		Yeweket Amba	Government	112782863	912189412	58175	--		Chew Berenda
		Gulele Betel	Mission	112752375	912189675	4913	--		Gullele Bethel Church
		Woreda 6 kebele 31	Ye shemach	112130114	940300584	--	--		paster square
	7	Sam Family	Private	--	911534637	101450	--		Michael church
		Bitwodod W/G/Besha	Government	112752581	912045592	2195/1000			Awutobis tera
Yelem Liyunet		Private	116541081	913157404	-----	-----		Chaka meda	
Subcity	Woreda	School Name	Ownership	Telephone		Po Box	E-mail	Location	
				Office	Mobile				
		8	Dagmawi Birhan	Government	112132037	911708811	50288	DagmawiBirhan1964@yahoo.com	Mesalemiya
			Shawel Dema	Government	112763658	913031198	50024	-	Shaweldema
			Yekatit 23 liyu flagot	Government	112759196	911612502	513	-	Mesalemiya
			Brilliance	Private	-	912657526	-	-	Shaweldema
			Univers Youth	Private	-	911544048	-	-	Shaweldema
		9	Eshet	Government	112594950	911882663	57666		Shewatsega Hintsa
			Keste Demena	Government	112137606	913160296	21911		Mesalemiya
			Dejach Geneme	Government	112137357	929119467	23196		Nebar kebele 28
			Asina	Private	112130605	910605969	--	--	Sefere Selam
			Natanium	Private	112134438	911307840	--	--	Sanba Nekersa
		Newlight	Private	112136572	913481022	--	--	Nebar kebele 28	



Education Statistics Annual Abstract 2011 E.C (2018/19 G.C)

Akaki Kaliti	10	Woreda7 kebele-18	Board	112778093	911692143	--	--	Sanba Nekersa	
		Bingham	International	0112791780/81	911195531	4937	office@bingamacademy.net	Atena tera	
		Kale	Private		912875184			Taiwan	
		Birhan Ber	Government	112792458	911113536	16481		Atena tera	
	1	1	Esra Meit	Private	-	0913492246/0913149181	-	-	Around Bejing Hospital
			Planbo	Private	114340178	911047921	-	-	Sabian (korkoro)
			Yeabsira	Private	114345512	911565091	-	-	
			Abogida	Private	114347777	911982676	-	-	Keste Demena
			Tinsae	Private	114342573	910304857	-	-	Keste Demena
			Hiwot	Private	-	911036836	-	-	
			Lewi International	Private	118405566	911685832	-	-	Keste Demena
			Amanueal	NGO	114390913	913643947	-	-	Wiha Limat
			Alem Birhan	Government	114716013	-	-	-	Alem Bank
			Akaki Biruh Tesfa	Government	114343096	-	-	-	Woreda 2 Administration Office
Akaki Mengist	Government	114340180	-	-	-	Akaki Kenema No 6			
Fitawrary Abayneh Metekiya	Government	114340995	-	-	-	Keste Demena			
Akaki Adventist	Mission	114340006	913276339	25		Akaki Health Center			
Akaki L'esperance	NGO	114340284	-	100713		Kilinto Maremiya			
Akaki Menbere Hiwot Medhanealem	Religious	114347220	-	117		Akaki menbere hiwot Medhanealem Church			



Education Statistics Annual Abstract 2011 E.C (2018/19 G.C)

Preprimary

Subcity	Woreda			Telephone		Po Box	E-mail	Location
		School Name	Ownership	Office	Mobile			
	2	Andode	Government	114352069	911697294			
		Ethio Japan	Government	114348269	912719505			Tulu Dimtu
		Beza	Private	114344665	911633230	70217	www.mybeza.com	
		Twins	Private	114344943	911886821			
		Abigiya	Private	114341808	913734309			
		Emmanuel	NGO	114345323	913778002			
	3	Selam Fre	Government	114341913	911397876	716		
		Atse Tewodros	Government	114340241	911472254	66		
		Kebron No.1	Private	114341285	911360344			
		Kebron No.2	Private	114347703	911360344			
		Abene	Private		911038929			
		Bright	Private		913565338			
		Harmony	Private		911061756			
		Ocean	Private	114341287	911467819			
	4	Bethel	Private	114341125	913172099			
		Altamira	Private	118404996				
		Amass	Private		933200632			
		Shawel	Private		912161657			
		Atronos	Private	118405499			
		Gelan No.2	Government	114341882	913535310	665		
		Ethio National	Private	114342093	911487774	3059		Kality Total
		Abenezer No. 1	Private		911455967	123464		
		Abenezer No. 2	Private		911455967	123464		
		Colicees	Private		0912046641/0913567847			
		Raey Yohannis	Private		0911443204/0911357606			
		B.M.B	Private		910148524			
		B.M.B NO. 2	Private		911359568			
		Beza Hiwot	Private		913068912			
Real Vision	Private		911381348	110016				
Base Of Life	Private		114347266					
Addis Hiwot	Private	114342425	911856176					



Education Statistics Annual Abstract 2011 E.C (2018/19 G.C)

Preprimary

Subcity	Woreda			Telephone		Po Box	E-mail	Location
		School Name	Ownership	Office	Mobile			
		Kids Care	Private		0911749669/0114347840			
		Keradion	Private		913284625			
	5	Kality Bulbula	Government	0114 – 39 00 92		-	-	
		Next Generation	Private	0114 – 39 31 58	09 11 66 17 97	-	-	
		Excellence	Private	0114 – 39 30 50	09 38 96 95 95	-	-	
		Tsedey	Private	0114 – 39 44 64	09 12 10 23 04	14218	-	
		Orent	Private	-	09 13 18 68 99	-	-	
		Tiret	Private	-	09 13 43 16 09	-	-	
		Simret	Private	-	09 11 35 76 06	-	-	
		Abenezzer	Private	-	09 11 16 54 22	-	-	
		Bilen	Private	0114 – 39 40 66	09 12 17 67 14	-	-	
		Britanika	Private	0116- 52 56 34	09 10 49 36 71	-	-	
		Amen	Private	-	09 13 28 40 56	-	-	
	6	Hibret Chibo	Government	114431698	932082025	122318	-	
		Ewket Wegagen	Government	114407155	928408040	120111	-	
		Yeroson	Private	114404185	913153384		-	
		Birana	Private	114403501	931563716		-	
		Adonay	Private	114409327	913045882		-	
		Tomi	Private	114407011	911973321	100558	-	
		Scholars	Private	114420573	911548990	120526	-	
		Mark Vision	Private	114421211	920289942	183035	-	
		School Of Aygoda	Private	114404379	911717099		-	
		My Dream	Private	114407314	911790224		-	
	7	Hasset No.2	Private	114391441	0911604788/0929905550	101647		
		Hasset No.1	Private		911604788			
		Gessem	Private	0114392975/01118495496	910352767	61		
		Sina	Private	114390523	0911931450/0912719138	112		
		Summer	Private	118966094	912005656			
		T.L	Private		0911198699/0913493120			



Education Statistics Annual Abstract 2011 E.C (2018/19 G.C)

Subcity	Woreda	School Name	Ownership	Telephone		Po Box	E-mail	Location
				Office	Mobile			
	7	Biruk No.1	Private		912128865			
		Biruk No.2	Private		911835328			
		Friends	Private		912063380			
		New Vision	Private		911174314			
		Bersabeh	Private		0911200425/0913891414			
		Bitanya	Private		911141433			
		Effort	Private		913046702		17667	
		Markonal	Private		922015607			
		Unique Ye Fiddel Gebeta	Private		0913930675/0912898861			
		Siyatel	Private	114396358	911642112			
		School Of Indian	Private		911248477		121875	
		Abay	Private	114393213	911864525			
		Kidus Gebriel	Private	114392073	913157472			
		Hasset No.3	Private		913779302		101647	
	Kaliti	Government	0114395674/0 114394704	913144522		125		
	Furi	Government	114395728	913145328		718		
	Ethio Korea	Government	118898541					
	8	Ase	Private	114343018				
		Nolawi	Private		930099543			
		Dagim Lidet	Private		911305556			
		Hibret	Private		913564391			
		Z.M.	Private	114349623				
		England	Private		911970019			
		Papyrus	Private	114341956	911962769			
		Birhan	Private		911833124			
		08 Ediroch Hibret	Private	114348125				
		Sunrise	Private		911349576			
		New Vision	Private		912446396			
Siyatle		Private	114342900					
Finot		Private		913149199				
Addis		Private		922469025				
Addis Hiwot	NGO	114345493						
Gelan No.1	Government		913099274					



Education Statistics Annual Abstract 2011 E.C (2018/19 G.C)

Subcity	Woreda	School Name	Ownership	Telephone		Po Box	E-mail	Location
				Office	Mobile			
	9	Kilinto	Government	0118290174/75	911115930			
		Shalom	Private		0928402590/0911610101			
		Hawi Boru	Private					
		Wow	Private		913419312			
		Ratsun (Koye)	NGO		911092766			
		Ratsun (Fenta)	NGO		911092766			
		Ratsun (Tulu muta)	NGO		911092766			
	Ratsun (Feche)	NGO		911092766				
	10	Gelan Gura	Government	118402528	913009748			
	11	Kersa	Government		917838526			
	Arada	1	Africa Andinet No.1	Government	111570296	-	-	-
Hibret			Government	111114099	-	-	-	Gojeb dental clinic
John F. Kennedy			Government	111116009	-	2291	--	Around woreda 01 wetat Meakel
Kebele 17			Shemachoch	115547950	-	21834	-	
Kids Paradise			Private	011552 9729	-	9680	-	
LYCEE FRANCO-ETHIOPIA			Others	011155 2173	-	1496	-	Around Tikur Anbesa
St. Francis			NGO	111577119	-	-	-	
Adonay			Private	01111137 91	-	10737	-	
NATIVITY GIRLS			Mission	011156 2565	-		-	
2		Key Kokebe	Government	111115603	911173621	21395		Arat menta
		Dagnachew Fekadu Bas	Private	111555227	911992210	57492		Arat menta
		Alturas	Private	-	911224505			Arat menta
3		Africa Andinet No.2	Government	01115725 91	09-13-35-53-51	21688		Aysha mosque
		Abebech Gobena	Others	01111144 68	09-11-11-94-57	24998		Aysha mosque
		Yididiya	private	111530535	09-11-74-96-96	24843		Aysha mosque
		Ali Ebunu Abutalib	Others	111201090	09-11-22-45-05	10121		Enkulal Fabrika
		School of Tomorrow	Others	118681789	09-11-94-89-50	29605	schooloftomorrow.aa@edu.et	Ras desta
4		Future Hopes	Private	111112718	923056493	-	-	Sarem Hotel
		Mamil Academy	Private	-	911362412	-	-	Shola
		School Of Paragon	Private	111567204	913457559	-	-	Shola



Education Statistics Annual Abstract 2011 E.C (2018/19 G.C)

Subcity	Woreda	School Name	Ownership	Telephone		Po Box	E-mail	Location
				Office	Mobile			
	4	Focus Academy	Private	111271312	911163853	-	-	Shola
		Dagim Birhan	Others	111550464	911990615	-	-	Sarem Hotel
		Kidist Kilara	Church	-	912444406	-	-	Shola
		Meserete Kiristos	Church	118965140	911489986	12778	-	Semen Hotel
		Ethiopia Tikdem	Government	-	920294589	-	-	Shola
		Arbegnoch	Government	-	913446553	-	-	Ras Desta Hospital
		Atse Fasil	Government	-	910598947	-	-	Semen Hotel
	5	Ras Abebe Aregay	Government	O111112064	O912053548	20217		Dejach Wube
		Jiva	Private	O111552580	O911017214	25414		Dejach Wube
		Laura No.1	Private	O932289815	O911452379	1812		Dakson
		Laura No.2	Private	O973408425	O911452379	1812		Sostegna Police Station
		Woreda 1 kebele 03	Shemachoch	O927357796	O927357796			St. Yohannes
		Blue Sky	Share	O111110647	O913732069			Sostegna Police Station
		Italy Community	Community	111551396	934497892	970	istitutocomprensivo.add is abeba@gmail.com	Semen hotel
	6	Genet	Government	O111232357	912028560			Around Anbesa Gibi
		Radical Academy	Private	947800202	910201191			Around 5 killo
		My Little Angeles	Private	O111119284	911422657			Around belay zelege
		Super Holly Savior	Private	111232603	911566345			Around jal meda
		Kaver Of Armenian	Church	111112346	933225192			Around Belay zelege
		Hitsan Alem	Public	111116592	911336250			Around Ras mekonnen
		Bata International	Private	111234497	911245915			Around 5 killo
		5 Kilo Children	Public	111114647	912078715			Around 5 killo
	7	Nazerath	Mission	111112625	913032511	30220		Around seba dereja
		Sanford International	International	0111233726/7	-	30056MA		
		Hani	Private	118106402	911478079	28573		Minilik Hospital
		Abune Gorgorios	Private	118100946	911989479	-		Ginfle
		Behere Ethiopia	Government	111260512	913350472	-		Kebena Medihanialem
		Super Little Flower	Share Company	111238456	920717378	33046		Kebena Adebabay
		Fromseas	Private	118677698	912373262	4311		Beiler
		Nahomi	Share Company	111234153	913135859	32725		Minilik Hospital
		Jacaranda	Private	932245884	911213078	-		Minilik Hospital
	Kebena	Government	111244890	911865395	30165		Kebena Adebabay	



Education Statistics Annual Abstract 2011 E.C (2018/19 G.C)

Subcity	Woreda	School Name	Ownership	Telephone		Po Box	E-mail	Location
				Office	Mobile			
	8	St. Gebriel	Church	111223419		31674	-	Near Bata church
		Meskerem	Government	118591475		-		Near Bata health Center
	9	Dagmawi Menilik	Government	0118703810/11	911166183	31925	-	Beside NEAEA
		H.T.C KG SCH.	Church	111233799	911109190	81026	-	Behind parliament
	10	Melkam Ermejachin	Government	111111012	929136605	28109A.A	-	Piasa
		Mamallika	Private	111116280	911244134	25392A.A	-	Piasa
Indian International		Community	111117066	-	21499A.A	Inds.addisababa@mail.com	Piasa	
Bole	1	Mustaqbal Youth	Private	118640795	911641728			Bole Michael
		Ayer Amba	Government	111626281	915957025			Ayer Amba
		Amesal	Private		913410532			110 ketena
		Meklite	Private	116261154	911689302	62525		Bole Michael
		Alpha Unique No 1	Private		911169671			Bole Michael
		Alpha Unique No 2	Private		911169671			Bole Michael
		Cherry	Private		911644152	7376		110 ketena
		Charcter HallMark	Private	118604519	911123332			Bole Michael
	Bole County	Private	116262116	912751597	14300		bole Michael	
	2	Alpha Mesmat Yetesanachew	Government	116183496	911000284	31908		
		8-Mar	Government	118960468/118 962580	921373949			Near japans embassy
		Daughters of St anna	Church	116180807	920254670	3383		Bole Rwanda near tihimar building
		Prestigious	Private	116639980	911697879			Bole Ruanda
		School of tomorrow	Private	116625839	911621466	29605		Infront of airport gumruk
		Bright future	Private	116620662	911221749			Near bole mini&desalech kitfo
	3	Berhaneh Zare	Government	011-6-18-81-00	912639568	170036		Behind Awararis Hotel
		Gibson	Private	011-6-18-54-07	911877996	15564		Behind Bole Medhanealem Church
		Macmilan	Private	0116-62-02-71	920471803	26486		Around 22
		Askuala	Private		911337650	102110		Around Shala Park
		Plael	Private		913241031			Behind 17/17 Health Center
	4	Maria Rubatto	private	116634035	910283664	8850	Maria Rubatto @gmail.com	Be Yohaniskitifo bet gebabilo
		Elon	private		931390407	3193 cod 1250	Elon school @gmail.com	Be Elisa restorantgebabilo
		School of tomorrow	private	1161855481	910174355	29605	Schom.aa@ethio.net.et	Next to st.Gebrael hospital



Education Statistics Annual Abstract 2011 E.C (2018/19 G.C)

Subcity	Woreda	School Name	Ownership	Telephone		Po Box	E-mail	Location
				Office	Mobile			
	4	Makmilan Lem Branch	private	116634775	911811411	26486 cod 1000	Macahievers@yahoo.com	At the back of Lem train station
		Reta	private		911910937	14541		At the back of Lem train station
		Abakira	private		911446940		etioAakira@gmail.com	Around Kokeb building to Lem
		Gateway International	private	118688828	911653618	3061	Gateway school 2012@yahoo.com	Around Kokeb building to Lem hotel
		Misirak Dil	Government	116623983	912041030		Misirak dil.school.com	At the back of GetahunBeshah building
	5	Addis raey	Government	118638431	913662239			24 kebele
		Yenegew sew	Private	116610233	910531940		Yen.ed@ethionet.et	Beside woreda 5
		Nura	Private		923769384		www.nuracadeemygg@yahoo.com	64 bus mazoria
		Maya	Private		922876616			24 Kebele
		Kidist Mariam	Private		911895342		kmsps@smuc.edu.et	Behind gumuruk
		Glory	Private	116614555	913403552		yoditmekete@gmail.com	Behind gumuruk
		One planet International	Private		910990765			Behind gumuruk
	6	MisrakBer No.2	Government	0116- 45 62 76			33922	Megenagna
		Philia	Private	0116- 46 31 42				Megenagna
		House of Kiddan Ethiopia	Private		0911- 41 68 41			MebratHayle
		Makdyl Academy	Private		0911- 10 73 94			Egziharab
		Pillar	Private	0116- 46 20 65			4999	Megenagna
		Finot	Private		0911- 82 73 49			MebratHayle
		Ewket chora	Private	0116- 45 49 42				Egziharab
	7	Haweten	Private	118389656	930098390		-	jackrose
		Mesalemya	Private	116457006	911798100		100764	kwase mada
		Merryland	Private	911416044	922786672		-	denbez
		Sealitemehret	Private	116450492	911158002		29570	emeneberede
		Lool	Private	911854616	912200505		31257	-guredshola
		Ursoline Sisters Congredation	Church	118678042	920010630		21901	Sefere genet
		Pediac	Private	911059770	911059770			yerere
		My Future	Private	947185885	947185885			yerere
		Glow	Private	913421033	913421033		32815	yerere
Abenezzer		Private	116450121	911948028			yerere	
Eureka		Private	912400500	912400500			Sefere genet	
Mebl		Private	911651843	911651843			Sefere genet	
Maleda		Private	911866362	911866362		30253	Sefere genet	



Education Statistics Annual Abstract 2011 E.C (2018/19 G.C)

Preprimary

Subcity	Woreda	Telephone						
		School Name	Ownership	Office	Mobile	Po Box	E-mail	Location
	8	Deborah	Private	113693261	911203825	33024	info.@deborah.school.com	deborah semit
		Safari	Private	116607203	911469878			Semit
		Trilliym International	Private	118688777	912087336			Semit
		Nations New Hope	Private	116458209		32152	Gevta.3 balcha at Email.com	sheger
		Young Rout English	Private		911641186	110	young rout @ yahoo.com	Semit
		Olive	Private	116454690	920752776		Abebayehu@yahoo.com	Aletad
		Tsinat	Private	118672602	911618682			Aletad
		Nejashi Ethio-Turkish International	Private	116463616	911453645			Civil Service
		Quest	Private	116454635	919103838	190396	Quest Educational institute @Email.com	Aletad
		Phlipher International	Private	116678627	911161126	6139		Semit
		Fountain Of Knowledg	Private	118389657	911100110	2571110		Aletad
		True Way Parent's	Other	116604252	912041644			Semit
		Tinetota	Private	116678069	911360826			Semit
	9	Ethio Youth	private		09 24 91 39 14			Goro
		Siyane	private		09 11 01 46 30			Sumit
		Sifen Youth	private		09 11 69 36 17			Goro
		Abenezzer	private		09 11 92 75 69			Shibu ejersa
		Nisir	private		09 11 48 35 84			Sumit
		Deliverance	private		09 11 25 90 25			Figha
		Rose Mountain	private		09 11 96 33 22			Figha
		Shebu Ejersa	private	118631764	09 11 16 62 27			Shebu ejersa
		Bole Addis	Government	116478262	09 13 07 38 38			Figha
		Enafra	private		09 13 90 17 03			Sefera
		Eden	private		09 11 22 76 86			Figha
		St. Gebreal	private		09 11 74 46 85			Sefera
		Tseday Joy	private		09 46 68 71 04			Figha
Elshaday	private		09 11 98 06 19			Figha		
Goro	Government	116453589	09 12 88 66 80			Goro		
Pishon	private		09 13 09 38 39			Sumit		
Alimran	private		09 11 67 43 46			Sefera		
Harmony hills	private		09 11 20 20 59			Filntstone homes		



Education Statistics Annual Abstract 2011 E.C (2018/19 G.C)

Subcity	Woreda	Telephone						
		School Name	Ownership	Office	Mobile	Po Box	E-mail	Location
	9	Yemsirach	private		09 11 18 19 58			Sefera
		Raey	private		09 11 18 19 61			sefera
		Bole Genet	private		09 45 44 69 61			sefera
	10	Zagol	private		911103281	6669	Admin@zagolacademy.com	Meri
		Children Eden	private		922565283	30207	sofiayirdaw@yahoo.com	Meri
		FA	private		911942597	-	fakg@gmail.com	Endode
		Beshale	private	118631818	911173797	-		Beshale
		B.B.S No 1	private	118389677	911809734	246/1035		Around Abbo Church
		B.B.S No 2	private	118389677	948163966	264/1035		Around Meri primary school
		Selam	private		911140886	62020		Endode
		Yegna	private	118409109	910088618	-	salihbirhanu@gmail.com	Around Meri primary school
		Deliverance	private		913124973	-		Endode
		Tree Hill	private		911016799	1800/1250	Trihillacademy@hostgmail.com	Around semmit
		Safari	private		911469878			Around semmit condominium
		11	Netese Brak	Private		09 11 67 66 43		
	Vision		Private				Vision Academy	Meskid fit lefit
	Dan cookies		Private		09 11 21 23 29			SeferaAdebabay
	Nasa		Private	118106017	09 12 86 30 31			Seferakexena 2
	Queen Soliyana		Private		09 11 66 01 44			Farismekakelegna clinic
	Hohe		Private		09 11 92 38 01			Seferamekakelegna cline
	Harmonious Life		Private		09 11 66 01 45			Seferakexena 2
	Rich in knowledge		Private		09 23 97 98 56	1221251	Tamiratrahel@yahoo.com	Sefera Postabete
	12	Ethio Harbard	Private	0116464699	09 20 22 99 54			Nitsu mender
		Lemi	Government	1118688972	09 10 83 40 83			Lemi Addis sefer
		Bole Woregenu	Government	116519017	910535946			woregenu
		Yebulbula Raey	Government	118606254	923319003			mekelakya
		School of Aygoda	Private		913008531			shemachoch
		Hope of Kids	Private		911898538			shemachoch
		Bright Brain	Private		923521300			abashame
		Ememuz	Private	114714396	911035766			shemachoch
		A squer	Private		911822232			woregenu
		Auxilium Catholic	Church		913628780			medhanealem
	Rohobot	Private		924357024			woregenu	



Education Statistics Annual Abstract 2011 E.C (2018/19 G.C)

Subcity	Woreda	Telephone						Location
		School Name	Ownership	Office	Mobile	Po Box	E-mail	
	12	Bole Bulbula Medhanealem	Church		911191829			medhanealem
		Activate	Private		919198869			woregenu
		Getachew Sheri	Other		911781271			abashame
		Bemnet	Private		913478620			woregenu
		Cherry	Private		913478620			shemachoch
		super kids	Private		910314342			refenti
		elshaday	Private		911194112			woregenu
	13	Gerji	private		911368965			
		Hany	private		910316305			Abeshero Hinsta
		Atse Zereyakob	private		913573684			Wedecha Sefer
		Sophists	private		916160109			Range Madebalekiya Sefer
		Tikuret	private		92366822			Tewekayoch Mekerbet
		X-Less Educational Empire	private	116290352	912499116			Tewekayoch Mekerbet
		Super International	private	116291138	911723959			Mobile Ategeb
		Embute	PLC	116293799	912084073	90007	Embut.school@yahoo.com	Korea Hospital
		Dibora	private	116294081	924351228	33024	Diborahschool.edu.et@yahoo.com	Mariam Akababi
		Macmillan	private	116292283	911689730			Emperial Akababi
		Addis International	private	116626686	913226526	62737		Ethio Airport
		Bole Gerji	Government	116290323	911309934			Kidus Georgis Akababi
		Bole Community	Government	116180043	913180649	33531		Bole Homes Akababi
	Tom And Jerry	Private	116291001				Ethio Guarage Akababi	
	14	Sheger Ville	Private	-	911828964	9774AA	Shervill school /@gmail.co	Anbesa - Guarage
		Super Holy Savior	Private	116298976	-	40182	Super ho1 @tecome .net.et	Unity -University
		Ethio Parent s'	Share	116293473	911214314	25278code 1000	Ethio parentes'gur@ethionet.et	Unity -University
		Focus	private	116296870	913914790			Mebrathayl
		Vision	private	116296793	911717497	27177	Vision acadmy Ethiopia @gmail.co	Mebrathayl
		British International	private	116298601	930003989	5583		Unity -University
		Council	private	116296677	911551515	9835	Council acadamiy @yaho.com	Mebrathayl Condomniem
		County	private	116296524	911993013		Abebe fasil @yahoo.com	Mebrathayl
		Hidase	Government		913082262	462009	-	- Unity -University
		Unity	private	116290806	937633909	6722	Uuinto @ethionet.et	Unity -University
		X-less	private	116290708	911137613	120066	Ameneyu chris@yahoo.com	Kadisko-Hospital



Education Statistics Annual Abstract 2011 E.C (2018/19 G.C)

Subcity	Woreda			Telephone		Po Box	E-mail	Location
		School Name	Ownership	Office	Mobile			
Gullelie	1	London	Private		911919824			Shiromedasilase
		Cherihom	Private		913356839			Shiromedasilase
		Connected in Hope	NGO's		912343833			Shiromedasilase
		Dill Betigil	Government		906101336			shiromeda
	2	Yekatit 12	Government					Menen
		Miskaye Hizunane Medhaniyalem	Church	111238758	911784123			Sidst kilo
		Bitania	private					Menen
		Kebele 01/02	Shemachoch					Wolega sefer
		Entoto wongelawit	Mission					shiromeda
		Miracle	Private					Wolega sefer
	3	Atse Nakutoleab	Government					Menen
		Jerusalem	Government	910534377				Menen
		B.K.S Foundation	Government	913649403				Dj. Metaferya
		Bethlehem	Private	913709013				Jerusalem
		Prince	Private	913770598				Around 6 Kilo
		M.Y	Private	924384114				Around 6 Kilo
	4	Atse Libene Dingle	Government	01111123 95	0912040726			Kechene Medhanialem
		Kechene DebereSelam Vision	Private	011156 96 98	0911891459			Kechene Medhanialem
		Kibebe Tsehay	Government	0111 11 12 13	091324 51 55			Kechene Medhanialem
		AtseTekle Giorgis	Church	0111 55 25 60	0913 04 23 42	28	atschool@ethionet.et	Kechene Medhanialem
	5	Addis Birhan	Government		09 13 73 03 36	301cod1029		Kechene
		Elon Academy No.1	Private	011-869 41 14	09 12 14 12 46	3193code120	elonschool@gmail.cm	Kechene
		Elon Academy No.2	Private	011-111 73 96	09 38 06 04 08	3193code120	elonschool@gmail.cm	Kechene
		Eyerusalem	Private	09 13 65 48 64	09 13 34 07 13	54212	academyeyerusalem@gmail.com	Kechene
		Tanti	Private	0111-56 84 29	09 11 68 59 59		Tanti2005@yaho.com	Kechene
	6	Tinsae	Private		911478499	9 code No 1061		Shiromeda
		Fikere Lsera	Government	111115666	912322444			Meketeya
		Entoto Freedom	Mission		911167861	80759		Shiromeda
		Bright Future	NGO		913203474			Meketeya
		Voice for street children	NGO		912603192			Shiromeda
Prominence		Private		910155889			Shiromeda	
Entoto Hope for Children		NGO		911086586			Meketeya	



Education Statistics Annual Abstract 2011 E.C (2018/19 G.C)

Subcity	Woreda	Telephone						Location
		School Name	Ownership	Office	Mobile	Po Box	E-mail	
Gullelie	7	Hamle 19/67	Government	0111-27-08-96				Addisu Gebeya
		Addis Raey	Government		09 11 34 64 78			Addisu Gebeya
		Addis Tesfa Kokeb	Government					Addisu Gebeya
		Lazarist	Mission	011257-60-53				Semen mazingaja
		St.Mary	Mission	0111-56-59-08				Semen mazingaja
		EB	Private	0111-11-08-82				Semen mazingaja
		Agatos	Private	0111-27-09-50				Semen mazingaja
		Dr.fish	Private					Semen mazingaja
		Meseret	Private	913890005				Semen mazingaja
		Addis Berhu Tesfa	Association	0111-11-64-92				Semen mazingaja
	8	Belay Zeleke	Government	111270985	912001047			Tsion hotel
		Gullele Adey Abeba	Government	111270985	911459603			Tsion hotel
		Berhane Hilina	Government	111270755	911788498			Addisu Gebeya
		Kezen	Private		922871286			Tsion hotel
		Sentitinius	Private		911815181			Addisu Gebeya
		Sibilings	Private		911199387			
		Rufael Holysavior	Private	111268021	911671943	80282		
		Hope Land	Private	118123406	911151174	29792		
		Focus	Private	116552306	911163853			
		Amigonian	Private	111567533	913651009	25485 cod 1000		
	9	Addis Ababa No.2	Government	112593704	911573092	26404	-	
		Dil Amba	Government	112591468	913476994	-	-	
		Nejashi	Private	118696354	930105628	-	-	
		Merewa	Private	112595518	947484862	-	-	
		Meleket	Private	118677787	911651652	50311	-	
		Enat	Private	112593507	912280433	16068	-	
		Gullele Holisavior	Private	112595562	913199375	80282	-	
		k/Azmach Andarge W/Giyorgis	Private	112776398	911484994	1295	-	
		Ethio-Parent	Private	112594911	911427865	25278	-	
	Amigonian	Private	112136429	912196334	25495	-		



Education Statistics Annual Abstract 2011 E.C (2018/19 G.C)

Subcity	Woreda	Telephone						
		School Name	Ownership	Office	Mobile	Po Box	E-mail	Location
Gullelie	10	Fikir	Private	112590429	913232200			Shegole
		Mieraf	Government	918037604	921771439			Shegole
		Azop	Private	913027502	911754198			Shegole
		Wendim Gashe	Private	112591910	911624323			Shegole
		Yenegew Fre	Private	112591188	913011350			Shegole
		Melkte	Private		911664804			Shegole
		Almaz Ashne	NGO	112590147				Shegole
Kirkos	1	Abiyot Ermija	Government	115511765	911124034	1011		Olompia
		Atse Tewodros	Government	115521330	911103243	2528		Urael
		Menen Bez	Private	115519219				Getu Commercial
		Piter Pan	Private	115522049	911547396	5949		Debel
		Urael	Government	118685311	913950070	5649		Atlas
		Greek Community	Community	115515870	911656892	598	gcs@ethionet.et	Olompia
	2	Netsanet Birhan	Government	114166514	911460881	5123		Drimilner hotel
		Temenja Yazh	Government	114661301	933728110	100768		Wotatoche seferre
		Hamle 1	Government	116162569	911441666	1150		Bole printing press
		Dandii Boru	Private	115529982	937672918	699	dandiiboru@ethionet.et	Wolo seferre
		Narod	Private		912976234			Wetate meakele
		School of Tomorrow	private	116555343	913460484	29605	schotom@ethionet.et	
		Melkam ejoch	private	115542363		90513		
		New Grand	private	114653343	911419856			Meskerem mazorya
		Kidun	private		911689311			
		Wake up Baby	private	114161424				
	3	Yetebaberut Memihran	Government	114166143	910493409			
		Joy	NGO	114654520	911420109			
		Future Talent	NGO	116637043				
		Choice	NGO	114163755				
		Gubae Egziabher/Mercy/	Mission	114165504				
		Adey Abeba	NGO	114166013				
	4	Fliper	International	114700788				
Amesos Family		Private	114163642	-	-	-	Lancha	
Berana play		Private	114896342		29800		Lancha	
Birhan International		private	114886680	930173993			Lancha	
Delight Youth		private	115503954	911557117			Kera	
Divine providence sisters AC.		Mission	-	919221844			Lancha	



Education Statistics Annual Abstract 2011 E.C (2018/19 G.C)

Subcity	Woreda	Telephone							
		School Name	Ownership	Office	Mobile	Po Box	E-mail	Location	
Kirkos	4	Rafidom youth	Private	114666866	941566144	10265	-	Lancha	
		Soliana	Private	114664259	911165563	12237	Soliana academy@gmail.com	Lancha	
		Tibeb Gebeya	Government	114165542	926811294	-	-	Riche	
		Worha Yekatit	Governments	114163563	911145528	9125	-	Kera	
		Yewket Fana	Governments	114161169	913008143	8022	-	Lancha	
	5	Soliana	private	114664299	911856188			Bulgarya	
		Sunny Side	private	114160495	911181358	201121	Info sunnysideeducation	Bulgarya	
		Chabod	private	118495355	911540565	20843/1000	Chabodschoolgml.com	Bulgarya	
		Meserete Ethiopia	government	113725839	911640765		Mesereteethiopiagml.com	Sarbet	
		Ewket Minch	government	114166823	917076824			Bulgarya	
	6	Agazian No 1	Government	115504778	911362251	41800	Agazian@thionet.et	Mexico	
	8	Himudika Kazanchis	Other	910533594	-	-		Kasanschis	
		Tinsae Birhan	GOV	1155119373	919414176	62056		Kasanschis	
		Brass Youth	Private	115156713	--			Kasanschis	
		Kazanchis Mekaneyesus	Other	115152536		62335		Kasanschis	
	9	Biherawi	Government	115150200	913892982	100887		Near to Egizibition	
		Nexus Youth	Private	115531139	911884682	577 cod 1110		Near to Dembel	
		Elshaday	Private	114655448	911887756	2889 cod 1250		Meshalokiya Tena Tabiya	
	10	Felege Yordanos	government	11416470	913980082	4555		kirkos	
		Walia	government	114651652	911986062			kirkos	
		Blue Bird No.4	privet	114651665	910157887	8547		kirkos	
	11	wondmamach	Government	114652597	911102996	-	-	-	
		Vikas	Privte	114163754	911553520	-	-	-	
		Blue Bird No.2	Privte	114674393	912021182	-	-	-	
		New Life	Privte	114161491	937886990	-	-	-	
		B.T.M	Privte	111238659	913249692	-	-	-	
		Fre Genet	NGO	114166876	911637677	-	-	-	
	Kolfe	1	AbuneBasiliyos	Government	113211495	912198597	70055	-	Alert Hospital
			BiruheTesfa	Government	113211394	910634648	70482	-	Alert Hospital
			Mar Youth	private	113481365	911194274	719/1033	-	Alert Hospital
			Bemnet	private	113214529	922117600	-	-	Alert Hospital
			MedihnMahiberawi	private	113212262	911315634	70435	-	Alert Hospital
Best			private	-	912952131	-	-	Alert Hospital	



Education Statistics Annual Abstract 2011 E.C (2018/19 G.C)

Subcity	Woreda	Telephone						
		School Name	Ownership	Office	Mobile	Po Box	E-mail	Location
Kolfe	1	Joint Vision	private	113481743		-	-	Ayer Tena
		Tigat	private	1134800611		-	-	Ayer Tena
		Isahan	private	11340638		-	-	Ayer Tena
		Beza No.3	private	113480532		7021	-	Ayer Tena
		Yehmidar	private	11693024	920122660	70435	-	Ayer Tena
		Beteseb	private	113481365	942146776	-	-	Ayer Tena
		Repiabel	private		911217733	20756	_____	Reppi
		Meweda	private		912052234			Kara kore
		Repi kale hiwot	Church		923461806			Reppi
		Ethio hopes no 1	private		911636272			Kara kore
		Ethio hopes no 2	private		913003451			Kara kore
		Kiya	private		9120457			Kara kore
		Sun rise	private		911111782			Kara kore
		Haset	private		911868477			Kara kore
	Adteam	private	113483716				Kara kore	
	2	Hassen	private		913192189			Kara kore
		ZewidneshTilaye	private	113488252				Kara kore
		One stop	private		937943253			Kara kore
		Muse	private	113470782				Kara kore gerare
		Alifeba	private		929197819			siltesebarekara kore
		Atlas	private		911566922			Kara kore
	3	Admasberehan	private		911332994			Kara kore Siltesafares
		Anedulues	private		911477062			Kara kore
		Beteseb	private		911360619			Gerarekara kore
		Future Generation	private	118685914				Silted sefare
		Megefira	private		912947186			Silted sefare
		Sarem	private		911052872			Kara kore
		Kara kore	private	113693285				Kara kore
		Boaze	private		912092465			Wateadere sefarekara kore
		Gm	private	118310481	932875691			Kara watadere sefare
		Novel	private		930070874			Kara watadere sefare
	Bright hope	private		911691385			Kara watadere sefare	
	private		923275088			Kara siltesebare		



Education Statistics Annual Abstract 2011 E.C (2018/19 G.C)

Subcity	Woreda	Telephone						
		School Name	Ownership	Office	Mobile	Po Box	E-mail	Location
Kolfe	3	ElmenuereNo 1	private		911374353			Kara siltesefare
		Oketve	private		930012151			Kara siltesefare
		MT	private		913620717			Kara kore
		Cheri or card	private		913638942			Kara kore
		Prince	private		911703204			kara kore
		Loza	private		913551036			Kara kore
		Rohobot	private		920150395			Kara kore wataderesfare
		TesfaBer	private		911671575			Alem bank
		Mesty key	private	113480713				Kara kore gear
		Mumetaz	private		912163422			Kara koregerar
		Reverland	private		913706603			Siltesefarekara kore
		Sweet kids	private		911669124			Karesiltesefere
		East Africa	private	113480655				Kara kore greare
		Elmenure No.2	private		946647067			Kara koresiltesefar
		Nigat	private		911062344			Karakoresiltesefar
		Wimal	private		911154493			Kara koresiltesefar
		Fere	private		911121925			Kara kore watedrsfere
		Nejat	private		916298455			Kara koresiltesefare
		Apple	private	113483695	-	-		Ayer tena toAlem bank road Mosque
		Sun flower	Share	113482070	-	-		Ayer tena toAlem bank road Mosque
		yehemdar	private	113484199	-	-		Arroud kidane mihret church/ Alem bank
		Alfa keranio	Share	1134	-	-		Ayer tenaAlem bank
		Jemo	Government	113471013	-	-		Ayer tenaAlem bank
		Iman	private	113486203	-	160144		Ayer tenaAlem bank
	Rising sun	private	11345795	-			Ayer tenaAlem bank	
	4	Jemoshemachoche	Association	113482442	-	10331485		Ayer tenaAlem bank
		Brilliant	private	113487851	-	57521		Alembank Debreabay
		Equilibrium	private		911052831	10809		Arroud kidane mihret church/ Alem bank
Lemma negawo				-			Ayer tenaAlem bank Debre abay	
zeneas		private	118684766	-	-		Ayer tena Alem bank Debre abay	
YetwldTesfa		private		911205003			Ayer tena Alem bank	
Embizuhan		Church	0113719087	911709919	---	--	Alem bank road Near to mariyamchurcu	
AkakikalHiwot	Church	0113492895	911828959	---	--	Infront of woreda 05		



Education Statistics Annual Abstract 2011 E.C (2018/19 G.C)

Subcity	Woreda	Telephone						
		School Name	Ownership	Office	Mobile	Po Box	E-mail	Location
Kolfe	4	Merit	private	0113482151	911131528	---	--	Ayertena square
		Tesfadirjit	N.G.O	0113482-53-4	910335899	----	--	Ayertena square
		Addishiwot	Private	-	911100259	----	---	Betel road abve woreda 05
		Bilen	Private	-	09-2273-0929	---	--	Betel road abve woreda 05
		Awoliya no2	Mission	01134-96-110	913297836	---	--	Betel road abve woreda 05
		Addisalem	Private			---	--	Betel road abve woreda 05
		Matilida	Private			---	--	Betel road abve woreda 05
		Shalom	Private		0911-06-06-52	---	--	Betel road abve woreda 05
		Hiwotbirhan				---	---	Betel road abve woreda 05
		Successes				---	---	Betel road abve woreda 05
	kestedemena	Private			---	---	Betel road abve woreda 05	
	5	Sweetbaby	Private		09-11-3542-92	---	---	
		BikolosNur	Private		920751616			Bethel
		Bigberg	Private		911462258			Mandis
		Olive	Private		113490419			Woyra Bethel
		M.E.S.T	Private		113490735			Woyra
		Fruit	Private		911988299			Giorgis
		Tsinat	Private		913010735			Bethel
		Beteseb	Government		113495451			Bethel
	6	YemaneBirhane	Government		912947590			Woyra
		weyra	Private		912758001			Woyra Bethel
		Renaissance	Private		113495462			Bethel
		KidusGiorgis	Private		910146881			Giorgis
		Birket	Private		911890052			Bethel
		Omega	Private		113495943			Bethel
		Addis Tesfa	Government	011 3499459	913210972			
		Victory	Private	01 13494868	09 34971122	-		
		AbuneGorgoriyos	Share	-	09 13318899	-		
		Daliya	Private	01 13497765	09 13000206	8222		
		Birhan	Private	-	09 13922183	-		
Al -Afiya No -1		Share	01 13696504	929189991	-			
Al -AfiyaAcadamy No -2	Share	01 18299644	09 13824308	-				
Beteseb	Private	09 35409612	935409611	-				



Education Statistics Annual Abstract 2011 E.C (2018/19 G.C)

Subcity	Woreda			Telephone		Po Box	E-mail	Location
		School Name	Ownership	Office	Mobile			
Subcity of Kolfe	6	Bat-sheba	Private	01 18374203	09 22778832	-		
		SefaAcadamy No -1 and No-2	Private	-	0921 420903	24566		
	7	priskila	Private	-	0911 488953	-		
		Kerniyo Medhanealem	Government					K/ medhanialem Church
		Yididya No 1	Private		0911 46 47 71			Yeshedebele
		Preskela	Private		0911 40 94 03			K/ medhanialem Church
		Eseke	Private		0913 45 36 32			K/ medhanialem Church
		Cheri	Private		0911 71 90 59			K/ medahanylem Church
		EM	Private		0911 16 96 40			Yeshedebele
	8	Helina	Private		0911 19 91 13			Yeshedebele
		MesereteEdiget	Government	112792332	911809195	180064	-	Mebrat Haile
		yohatsion	Private	--	912070802	-	-	Mebrat hail
		Family	Private	-	911442054	3255	-	Torhailoch
		Moonlight	Private	118305020	912054424	-	-	Torhailoch
		Sam	Private	-	911857737	-	-	China Embassy
		Omega	Private	113711550	911485281	-	-	Torhailoch
	9	kebron	Private	113710764	938957026	-	-	Total
		cruise	Private	113724400	911466936	-	-	Total
		Kumneger	Private	113201599	911891620	-	-	Total
	10	Selamber	Government	112791468	-	50913	-	Likuanda
		SewasewBirhan	Church	112738044	-	-	-	Likuanda
		Noterdam	Private	-	911617014	30502	-	Likuanda
		Yididya	Private	-	911464771	-	-	18 Mazoriya
		Piramid	Private	112803751	-	-	-	Mebrat hail
	11	Addis Youth	Private	118205167	0911-72-86-76	--	--	SORAMBA
		Abem Youth	Private	0112738822		--	--	Around Lukanda
		Fire	Private	--	0911-44-20-54	--	--	Around Lukanda
		Abbay	Cooperative		0911-06-77-10	--	--	Around Philipos Church
		Readymade	Private	0112808448	0911-61-21-80	--	--	Lomi Meda
		Al-Afia No1	share	1112791298		-	-	Atenatera
		Al-AfiaNo2	share	1127911957	922160431	-	-	Atenatera
		Kolfemekenayesus	Mission	1112738924	910043904	-	-	18 mazoriya
				Telephone				



Education Statistics Annual Abstract 2011 E.C (2018/19 G.C)

		School Name	Ownership	Office	Mobile	Po Box	E-mail	Location
Kofe	12	Al-Emhat	Private	-	911167204	-	-	18 mazoriya
		Gibson youth	private	011 270 46 15				Traffic sefer
		GH	private	011 820 59 62				Terosilassie
		Biruh Ray	private		0911 81 08 74			Ghion Berekina&teromesgid
		Umehat	private		0941 30 94 81			Lomimeda
		DagmawiBirhan	Government	011 270 40 96				Birichiko
		Fares	private		0911 44 10 93			Birichiko
		Ardi Youth	private	011 896 63 63				Birichiko
		Icon	private	011 829 95 77				Birichiko
		Corner stone	private		0937 44 37 78			Birichiko
		Aster BeteFikir	private	011 279 89 75				wingate
		Bashewam	private	011 280 39 34				Teroaratmenta
		Teri	private	011 830 98 78				Lomimeda
	13	Hilina Top	private		0913 02 88 68			Birichiko
		3A	private	011 279 38 17				Terosilassie
		Newlife	private		0912 06 32 35			Teroaratmenta
		Lemonland	private	011 279 45 26				Lomimeda
		Asko Progress	private	011 868 9092				EyasuTsebel&Chereta
		EyerusalemAkato	private		0911 10 87 81			Terosilassie
		Askokalehiwot	Church	1125705343			20756	Sansusi
		D.A	Private		922840708			Adis sefer
		Selamawit	Private		911776110			Asko
		Addis Fana	Government	112702267	-----		28752	Addis sefer
		Fitawurari	Government	112701787	-----		57782	Asko
		Kebede Michael	Private	112702899	-		33368	Asko
		Geez	Private	-	911216808		-	Liz sefer
	Wizdom	Private	118200438	-		-	Asko	
	Mishel	Private	911930592	-		-	Asko	
	14	School of Mali 1	Private	-	911611796		-	Asko
		School of Mali 2	Private	-	911611796		-	Addis Sefere
		Mirror	Private	118685410	923254057		-	Liz sefer
		St.John	Private	-	911036882		17102011	Asko
		Ekram	Private		913593633			Awolia
Nedi		Private	112700870				Above k.o.j.j	
Alqelem		Private		911124893			k.o.j.j	



Education Statistics Annual Abstract 2011 E.C (2018/19 G.C)

Subcity	Woreda	School Name	Ownership	Telephone			E-mail	Location
				Office	Mobile	Po Box		
Kofe		Kale	Government	112703227	913703227			Eyasutsebel
		Gulemontosory	Private		913838388			Asco bus station
		Awolia	Private	112708176				Awolia
		Africa dream	Private					Awolia
		Hermolan	Private		913558587			Awolia
	15	Amen	Private		913872951			Abunahabetemariam
	Aster salaysh	Private		911122845			Asco bus station	
	Kiku kids	Private					Above k.o.j.j	
Lideta	1	Abay Minch	Community	113691316				
		Meskerem 1	Government	115151392				
		Intelligent Milliniya	Private		911479546			
		Tsinat	Private	118391415				
	2	Mezegebe Birhan	Government	113710357			403	
		Ethio Canada	Private		911872677		102	
		Hiltops	Private	113201748			70538	
		Ousman	Private	112797959			25	
		Selam	Private	113714748			15952	
	3	Bright	Private		913686706			
		El-home of kids	Private					
		Britanica	Private	112765426				
		Kebele 04/06	Public	118299571				
		Bilal	Private		911106656			
	4	Karamara	Government	112133282				
		Enat Ethiopia	Government	112134514				
		Birliance	Private		910995061			
		Kebele 29	Other	112139409				
		Kebele 37	Government	112763908				
		School of Americana(geja)	Private		910995061			
	School of America(coca)	Private	111213362					
	5	Kebele 30	Public		910818257			
		Kebele 41	Other		913671470			
		Kebele 42	Other		911300196			
6	Edeget Besera	Government	115157055			2406		



Education Statistics Annual Abstract 2011 E.C (2018/19 G.C)

Subcity	Woreda	Telephone						
		School Name	Ownership	Office	Mobile	Po Box	E-mail	Location
Lideta	7	Gola Birhan	Government	111112956				
		Abadir	Public	111113931				
		Ruhama	Private		911864819			
		Alsawole	Private		911755293			
	8	School of Americana	Private	0115512190				
		Tesfa kokeb	Government	0118591107				
		St.George	Government	0115152944				
		LidetaWongelawit	Church	115516755				
	10	Frehiwot No.1	Government	115157818		4466		
		Lideta	Other		911430486			
		True Hope	Private	115512362				
		Liza	Private	115158241				
	Nefas silk	1	Good Neighbours	Private	118957483			
B.S.C.			Private	--	911678739			Lebu Gara
Kasech			Private		911118583			Haile Garment
Hana			Government	118956780				Hanna Sefera
Tsegereda No.1			Private		911879711			Varnero
Tsegereda No.2			Private		911879711			Varnero
Hawi Dandiboru			Private		911691978			Airtu Mojo
Neway Challenge No.1			Private	114712023	911554515			Mebrat Haile
Neway Challenge No.2			Private	114712023	911554515			Varnero
Briliant Youth			Private		911112935			Mebrat Haile
Kale Male			Private		911546848			Hana Sefera
Mount Olive			Private	116533372	911130755			Varnero
Frehohte Berhan			Private					Hanna dula Mariam
Stanford Addis			Private	118829462	911633168			Varnero
Wisdom life			Private		923461537			Hanna Sefera
Air to Mojo			Government		910360401			Airtu Mojo
Furi Mariam			Private		913271269			Dula Mariam
My Dream Land	Private		940327023			Mango Sefera		
Rohama	Private		911703491			Hanna Sefera		
Biyanbone	Private		911837422			Mango Sefera		
New Fortune	Private		913916020			Lebu Kebele		



Education Statistics Annual Abstract 2011 E.C (2018/19 G.C)

Subcity	Woreda	Telephone						Location
		School Name	Ownership	Office	Mobile	Po Box	E-mail	
Nefas silk	1	Hebron	Private		911049055			Oromia Condominium
		Beal Perasim	Private		913554920			Varniero
		Beteseb	Private		935409621			Varniero
		Boliam	Private		911866366			Varniero
		Geez	Private		923939522			Mango sefer
		Genus Zone	Private		924555954			Hana sefe
		Gohe	Private		910341442			Oromia kondominiem
		HB	Private		913226183			Hana sefera
		Kebwa Rose	Private		911451660			Hana sefera
		Maruf	Private		913146021			Hana sefra
		Meserak	Private		912779313			Haile Garment
		pinnacle	Private		916594669			Oromia kondominiem
		Rebirth	Private		912933646			Hana sefera
	2	Hunde Gudina	Private					Mechael Adabay
		Addis Hiwot	Private	113698052				
		Strong Hearts	Private		911726537			
		Hermon	Private		912051770			
		Roman	Private		911947357			Near to mechael Adebabay
		Kore Birhan Wongel	church		910545391			kore
		Maleda	Private		911306244			
		Champion	Private		947721515			
		Limat	Private	113210373				
		Peer Paulo	church		913128106			
		Vital	Private		911377335			
		Sew Tsega	Private	113210939				
		Hiber No.2	Government	113211577				Mekanisa Michael church
		Pride	Private	113212175				
		Nigat	Private	113214541				
St.Mery	church	113210148						
Mekanisa K/Michael	church	113698051						
Impressing Hope	NGO		929191285					
School of Excellence	Private	113214181						
Addis Tesfa	Private		912058244					
T.W Trinty	Private		911372702					
Yeamde	Private	113211733						



Education Statistics Annual Abstract 2011 E.C (2018/19 G.C)

Subcity	Woreda	School Name	Ownership	Telephone			E-mail	Location
				Office	Mobile	Po Box		
Nefas silk	2	Doliphen	Share Company	116534954				
		Defrom	Private		911383370			
		Abyot Fre New Hope	Edir		113215246			
		C.S.S	Private	118391531				
		Great Ethiopia Transformation	Share Company	118961904				
		Alpha Blen	Share Company	113698021				Mechael Adabay
		Future Generation	Share Company	113211588				
		Kids Vision	Private		911906193			Around woreda 02
		Origen of knowledge	Private		913519958			
	3	Mekdela	Government		911714769			Around Higher23
		Mekanisa Akababi	Government		910511861			Abo Mazoria
		Everest	Private	113727272				Around Abo
		Modern	Private		911676761			Around Besrate Gebriel
		Double	Private		912323183			Around Abo
		Robost	Private		942169116			Around Abo
		Bisrate Gebriel Inernational	Private	113727841				Around Besrate Gebriel
		Cruise	Private		911170662			Around Total
		Roben	Private		911769015			Abo Mazoria
		School of Tomorrow	Private		912370502			Around Besrate Gebriel satcon Ategeb
		Yeneta	Private		911192287			Around South African Embassi
		Ozone International	Private	113728508/09				Around Abo
		Spring of Knowledge	Private	113717660				Around Vatican Embassi
		New English	Private		911856389			Carl Adebabay
		Captun Danagil	Private		912026346			Ethio Medihanit febrica Ategeb
		Mekanisa Mekaneyesus	Private	113712558				Abo Mazoria
		Light House	Private	113715617				Around Mekanisa
		SOS	Private	113204222				Around Besrate Gebriel
		Sara	Private		937900404			Around Besrate Gebriel
		ICS	Private	113711544				Samit Jerba
		Mekdela	Government		911714769			Around Higher23



Education Statistics Annual Abstract 2011 E.C (2018/19 G.C)

Subcity	Woreda			Telephone		Po Box	E-mail	Location	
		School Name	Ownership	Office	Mobile				
Nefas silk	4	Tesfa	Government	113200356	910080765				
		Gibson youth	Private	113728141	911081345	15564	GYA SCHOOL @HOT MAIL.COM	sar beat Akababi	
		School of Nation	Private	113729752	923003535	41189	Schoolof Nation@gmail.com	sar beat Akababi	
			Mekanisa Abadir	Private	113202134	911232342	12693	Info.At Abadir ms	sar beat Akababi
	5		F.M	private	114660428	911059349	-----	-----	Around W 05 office
			M.T	private	-----	911901901	-----	-----	Around kidane mihiret church
			Warka	private	114164984	911905822	40020	-----	Around mesekel ketefo
			Veronica	private	-----	913491377	-----	-----	Around gofa center
			Alexander	private	-----	911719174	3544	Natsam2005@gmail.com	Around kidane mihiret church
			Strivers	private		911397216	-----		Around kidane mihiret church
			Sun Coat	private	114660777	912777904			AroundW05 health center
			Ahadu Beteseb	private		911433528			
	6		Zikire Teophlos	Church	114163686	911470130			Gofa Gebriel
			Nation Wide	private	114664154	911648975	182718		Gofa
			Netsanet Chora	Government	114160118	911346206	5242		Kera
			Tiruwork	private	114160471	911684290	40953	truah@ethionet.et	Gofa
			Cordova	private	118698289	930175849	181889	contactmuctar@yahoo.com	Kera
			Destiny Future	private	114160107	911649507	121235	haregl@yahoo.com	Kera
			Atse Zereyakob	Government	114167440	911111608	7404		Kera
			Nure Jemal	private	118685831	911035033		Nurjemal2014@gmail.com	Kera
			Hibret	Church	114664286	912461247			Kera
			New Vission	private	1184057001	913518786		Newvission2006@yahoo.co.uk	Kera
			Hawariyaw Petros	Government	114163332	922407028			Gofa
			Font	private	118518876	913263541			Gofa Mebrat
			Eldra	private	118685858	911066032	17854		Gofa camp
			Kids New Flower	private	114669166	911458937			Kera Akebab
			Sun youth	private	114669632	941368945			gofa Gebriel adebabay
	7		Salem	private	114423544	911159632			
			Sabedy	private	114401512	911150510	6008	sabedyinteracademy@gm-ail.com	Saris wereda7 Akababi
			Darsy	private	114424262	911380097	120935		Saris wereda7 Akababi
		B.R.S	private	114409297	930034724	8583	Solomongebre95@yahoo.cfo	Saris wereda7 Akababi	
	8		Sibste Negasi	Government	114404569	911896436			Nifas silk Yesef ategeb
			Agazian No.2	Government	114428051	912116082			Gotera meshoalekiya akebab



Education Statistics Annual Abstract 2011 E.C (2018/19 G.C)

Subcity	Woreda			Telephone		Po Box	E-mail	Location	
		School Name	Ownership	Office	Mobile				
Nefas silk	8	B.T.D	private	114708000	912096582			Gotera meshoalekiya akebab	
		Eddon	private	114404928	911917173			Gotera meshoalekiya akebab	
		Lemlem	private	-	922848695			Gotera meshoalekiya akebab	
		Mekerez	private	-	911887305			Gotera meshoalekiya akebab	
	9	Addis Amba	Government	114420441	913293815	120112	--		Saris Addis Sefer
		St. Kidanemihret	Church	114432175	911940300	--	--		Saris Addis Sefer
		El-Bethel	private	114426708	911643875	181660	--		Saris Addis Sefer
		Falcon No.1	private	114402053	911483380	8840	Falconacademy ethio net.et		Saris Addis Sefer
		Falcon No.2	private	114425353	911483380	8840	Falconacademy ethio net.et		Saris Addis Sefer
		Falcon No.3	private	114421971	911483380	8840	Falconacademy ethio net.et		Saris Addis Sefer
		Adey	private	114406273	911433842	32838			Saris Addis Sefer
		School of Aygoda	private	114404217	911462195	--			Saris Addis Sefer
	10	TYPIFY	private	114403508	911244850	--	Fax0114707618		Saris Addis Sefer
		Sene 9	Government	114425226	912059804	1201			ketena 05 around Roto plc
		Abiyot Fana	Government	114425667	911422154	120153			ketena 01 around Abissinia leather Factory
		Promise Keepers	private	114422475	919361200	121201			ketena 02 around Dama Hotel
		Ethio- India	private	114402100		32363	pc5636@gmail.com		ketena 02 around N/S paint factory
		Progress	private	114422246					ketena 05 around Ethiopian red cross socity
		Nur Jemal	private		911035033		Nurjamal.2014@gmail.com		ketena 04 around Behera Tsege Mariam church
		Poc Rule Nasa	private	114707082	921403559				ketena 05 around Ethiopian red cross socity
		Solomons	private	114427901	913397232	121707	Infosolomonsacademic.com		ketena 06 around N/S paint factory
		TWS	private		913151499				ketena 05 around Roto plc
		Ruth	private		911005393	121073			ketena 01 around key Afer
		Eshakol	private		911717368				ketena 05 around Roto plc
	11	Yeneta Hahu	private	114421763	913045933				ketena 02 around police community
		Lesanco Hollins	private	118290060					ketena 02 around police community
		kotari	Government	118690281					Hana Akababi ketena 2
		Ewuket Birhan	private		947742060				Hana Akababi ketena 2
		Sinziro	private	114197323	911449969				Hana Akababi ketena 2
		Asrok	private		921611985				Hana Akababi ketena 2
		Genius	private		911771959				Hana Akababi ketena 2
		Misale	private		911691324				Hana Akababi ketena 2
		private		910567034				Hana Akababi ketena 2	



Education Statistics Annual Abstract 2011 E.C (2018/19 G.C)

Subcity	Woreda			Telephone		Po Box	E-mail	Location
		School Name	Ownership	Office	Mobile			
Nefas silk	11	Efrata	private	114194289	913503934			Hana Akababi ketena 3
		Akilesiya	private		911883345			Hana Akababi ketena 3
		Ashkol	private		911632669			Hana Akababi ketena 3
		Halet Comet	private		913288065			Hana Akababi ketena 3
		Rohobot Vision	private		911316912			Hana Akababi ketena 4
		Yerom	private		913399934			Hana Akababi ketena 4
		Sweet Baby	private	114194403	911649538			Hana Akababi ketena 4
		Memory	private		911768175			Hana Akababi ketena 4
		Eyakebwehana	private	114192193	911764001			Hana Akababi ketena 5
		Metro	private		911130151			Hana Akababi ketena 5
		Amen	private		911412861			Hana Akababi ketena 5
		Yeabkal	private		912192619			Hana Akababi ketena 7
		Addis Hiwot	private		913776604			Hana Akababi ketena 7
		Tseday	private		911309113			Hana Akababi ketena 7
		Shalom	private		912138081			Hana Akababi ketena 8
		Sidon	private		911873386			Hana Akababi ketena 8
		Ethio Genesis	private		912718878			Hana Akababi ketena 8
	Saba boru	private		913325729			Hana Akababi ketena 8	
	Finote Loza	private		910545871			Hana Akababi ketena 8	
	12	South West	private	114196591	911481338	50010	sewa@ethionet.et	Around Lafto view Hotel
		Ab Info	private	114193082	912064466	31563	abiinfo-acadamy@yahoo.com	Lafto Awash Bank Akababi
		Emanuel No.1	private	114196688	911178545			Around Lafto Mekael
		Emanuel No.2	private	114196688	912147451			Around Lafto Mekael
		Huluam	private	114191929	911868198	124010	haluam@gmail.com	Around 58
		Abune Paulos	private	114196172	921406024			Around Lafto Mekael
		Tsedal	private	114191603	912076128			Around 58
		Future Generation Hope no2	private	114193532	911910590	40298		Around Lafto Mekael
		A.Y.B	private	114194815	913407587		aybacadamy1@gmail.com	Lafto Awash Bank Akababi
Elegant		private	114194144	911699231			Around Lafto view Hotel	
Blue Nile		private	114192153	913591229	14515		Around Lafto Meskelegna	
Emyu	private	114198022	911654218			Around 58		
Joice	private	114191699	911402782	101806		Around 58		
Sun Shine	private	114190481	911902475			Around Lafto Meskelegna		



Education Statistics Annual Abstract 2011 E.C (2018/19 G.C)

Subcity	Woreda	Telephone						Location		
		School Name	Ownership	Office	Mobile	Po Box	E-mail			
Nefas silk	12	Ruth	private		911113948			Around Lafto medhanialem church		
		Glow (M.L.W) No.1	private	118362044	970498587			Around Lafto view Hotel		
		Glow (M.L.W) No.2	private	118362043	911687895			Next to Lafto primary School		
		Megabit 28	Government	114191533	910871910		megabit28@gmail.com	Around 58		
		Lafto	Government	114193292	911131232	199/1032		Around Lafto Meskelegna		
	13	Rediet	Private		913024122			suqee		
		Afomiya	Private		913850049			lebu		
		Bi-brest	Private	118307118	926714254	42652		Jemo-1		
		Unique	Private		923114501			suqee		
		Apple	Private		920077697			lebu		
		Jemo	Private		912960550			lebu		
		Mark	Private		911661979			Jemo-1		
		South West	Private	0118965557/8		50010	S.W.A @ ethio net et	Jemo-1		
		Sunny Land	Private		911611659			Jemo-1		
		Abune Gorgorios	Private		913412853			lebu		
		Meraf	Private		910588601			Jemo-1		
		Penel	Private		911309309			Jemo-1		
		School of Indian	Private	118494567	913487584	121875	school of indiana@ ethio net.et	Jemo-1		
		Sefere Selam	Private	118114101				Jemo-1		
		Dream	Private	0118829445/6				Jemo-1		
		Nolawi	Private		910977242			suqee		
		Daynamic	Private		911433170			Jemo-3		
		Dmbayuth	Private		920731959			Jemo-2		
		Super Star	Share Company		942166755			Jemo-2		
		Yandualem	Private		911532575			Jemo-2		
		Yeka	1	Akiya	Private	-	09 10 10 21 35	-	-	Genete eyesus
				Atsnaf	Private	0111 24 22 13	0911 68 61 57	150118	Zufanfekre yahoo.com	Genete eyesus
Emawayesh	Private			0111 14 18 74	09 11 02 53 81	21001	-	Genete eyesus		
HabteslaseMetasabiya	Private			011 8 11 86 60	09 13 14 11 86	-	-	Meri joy		
Montosoriyan	Private			011 1 14 01 94	09 13 84 08 75	-	-	Bloket		
GeneteEyesus	church			-	09 10 10 53 90	31 672	-	Meri joy		
Miyaziya 23	Government			01111 4 0 58 9	0913664915/ 0925-49-34-64	-	-	Meri joy		



Education Statistics Annual Abstract 2011 E.C (2018/19 G.C)

Subcity	Woreda	Telephone						Location
		School Name	Ownership	Office	Mobile	Po Box	E-mail	
Yeka	1	Kidus Markos	Government	011 1114 04 20	09 13 03 40 97	-	-	Wami Biratu
		Tigllenetsanet	Government	0111 22 41 68	09 33 91 69 32	32117	-	Genete eyesus
	2	Hizbawiserawit	Government	111140080	912157099	21734	-	Mazoriya
		MekaneHiwot	Government	111140012	912221325	32701	-	Abiyechrch
		Yeha Science & Technology	private	111548248	913395508	3893	-	Biretdilid
		Lemlem	private	111140074	911690738	30744	-	Mazoriya
		Missaki	private	111227931	912018625	56244	-	France embassy
		Rafidem	private	111548484	923493404	16508	-	Libebirhan adarash
		Seble	private	---	911865568	31185	-	Biretdildiy
		Brilliant	private	---	912372747	17336	-	Bonowiha
		Hirut Kale	private	111141266	911247209	-	-	Biretdildiy
		Nigist	private	111140120	910804149	-	-	Biretdildiy
		Gurara Freedom	NGO	111144117	910078659	-	-	Gurara
		Bridge for life	NGO	-				Biretdildiy
	Kidusyared	NGO	-	911690053	-	-	France embassy	
	3	Hibret Fire	Government	111235897	911059263			Aserasemint
		SeraMono	Private	111249894	930034323			Aserazetegn
		Characount	Private	111325367	913079834			Aserazetegn
		Birght child	Private		911990166			Aserasosetmazoriya
		Bella	public	111224907	911821266			bella
	4	Andnet	Shemach	-	911083156			Minilik
		Karamara	Shemach	0111-235982	911380402			Sidist-Kilo
		Addis Berhan	Government	0111-248874	912241081			Minilik
		Kebena Adventist	Mission	0111-237005	938648213	14038		Kebena
	5	Yeka Terara	Government		924003739	30121		Megenagna
		Yeka primary	Government		923986513			English Embassy
		Kokebetsibah	Government		910871584			Kebena
		AFA	Private		926765579			YekabMichael
		Addis sew	NGO					Ankorecha
		Bukaya	Government		923986513			English Embassy
6	BirahnGuzo	Government	115155165	913359229			Enderase	
	Miss ford	Government	115157247	960138321			Kasanchis	
	NigatKokeb	Government	115534423	921331383			Aware	



Education Statistics Annual Abstract 2011 E.C (2018/19 G.C)

Subcity	Woreda	Telephone						Location
		School Name	Ownership	Office	Mobile	Po Box	E-mail	
Yeka		Ethiopia Andinet	Government	115518711	913376993			Arat kilo Gebreal
		Temsalet 2000	Private	115150272	911910913			Aware
		Crown youth	Private	115533461	927709583			Aware
		Yetnebersh	Private	118704605	913024292			Aware
		V-nuvel	Private	118501853	921810418			Kasanchis
		Royal	Private	116460203	911404388			Aware
		Kefa	Private	115517512	913428334			Enderase
		Key kokeb	Public	115153650	911715959			Aware
		Indian International	International	115590187				Aware
		Flipper International	International	115548095				Kasanchis
	7	YekaMisraqChora	Government	116181768	911715470	No	No	British Embassy
		Adwaber	Government	116673803	912040386	No	No	Signal
		Yeka Global	Private	116180197	911645191	No	No	British Embassy
		Nobel	Private	116622578	911167003	553	No	British Embassy
		St Mark	Private	118624702	912506470	22011	No	Hayahulet
		Biruh	Private	116626584	911335014	25664	No	Adwa Dildy
	8	BiruhTesfa	Government	116632247	910037002			Woreda 08
		Abiyot	Government	116518130	913020348			Central Shewa Hotel
		Magic Carpet	private	116636605	911165931			Chefe Tena tabiya
		St Michael	private	116180202	911282416			Lem Hotel
		School of tomorrow	private	1116621205	911130853			British Embassy
		Sarina	private	116183508	911624760			Sholla
		Blue Bird	private	116623293	911537042			Dinberua Hospital
		Goal	private	911231679	913995960			Wubet Building
		Milkway	private	912411504				Sholla
		Bete-Egziabher	private	911739726				Addis College
	9	Kebele 04	Public	938005486				Addis College
		Kotebe Adventist	Church	116515460	913888480	190346		
		Kotebemekaneyesus	Church	116671744	912134513	190020		
		Andinet international	International	116479986	920557787			
Worldwide orphans		NGO	910161740	911743936	101763	worldwideorphanseth@gmail.com		
Education for needy people association	NGO	116455240	910555311		Kalb ent@gmail.com			



Education Statistics Annual Abstract 2011 E.C (2018/19 G.C)

Subcity	Woreda	Telephone						Location
		School Name	Ownership	Office	Mobile	Po Box	E-mail	
Yeka	9	St.michaellamberet branch	private	116676898	910975156	81277	St.michaelschool@yahoo.com	
		Belltower	Private	116463303	911215118		Feyenlafaye@gmail.com	
		St.michaelkotebe branch	Private	116464999	910005874	81277	St.michaelschool@yahoo.com	
		Mavis	Private	116466822	911866692			
		Cristolobe	Private	118656689	911109785	3351		
		Maramawit	Private	116456550	913236639			
		Deliverance	private	-	911259025	23542	Deliverance eth @gmail .com	
		Hillside	private	116457444	911235029	21616	Hillside @eth .et	
		Ermoname	private	-	911305812		Negaaboeye @ gmail.com	
		Elbethel	Private	116463377	912049637			
		Lucy	Private	116465665	911812364	12180		
		Zehagere Gelila	Private	114460986	911172331		Hiwot-ethiopia@yahoo.com	
	Yekakidanemihret	Church	116454999	912034409				
	Yeametah	private		0913-394569			Ankorcha	
	Sello	private		0912-032977			Ankorcha	
	W.K	private		0911-002788			Cheleleko	
	A.M.T	private		0913-578670			Cheleleko	
	Alab No 1	private		0920-006792	190227		Ankorcha	
	Alab No 2	private		0912-216164	190227		Ankorcha	
	Sewite	private		0911-195998			Shed	
	Fairway	private		0911-428176			Salaysh	
	Flower	private		0913-243592			Salaysh	
	Elmo	private	0116-462696	911164330			Salaysh	
	Kidist Hana	Church	0116-459077	913019969			Hana	
	Eyor	private		0911-892009			Gohi	
	Ethio vision	private		0911-641758			Gohi	
	Salayish	Government	0118-389389	911056088			Salaysh	
	Hamer	private	-	911259407	-	-	Around Slam dabo bet	
	Dja/wondrad	private	116463414	-	19300	-	Infront of W-11	
	Beza	private	1166033072	-	-	-	CMC	
	Eden	private	116452699	-911482536	-	-	CMC	
	Marvel	private	116464029	-	1478	-	Around Dja/wondrad	



Education Statistics Annual Abstract 2011 E.C (2018/19 G.C)

Subcity	Woreda	School Name	Ownership	Telephone			E-mail	Location
				Office	Mobile	Po Box		
Yeka	12	Rohobot	private	-	911011451	-	-	Around Slam dabo bet
		Selam children village	private	118962040	-	8075	-	CMC
		Neway youth	private	116602522	-	14114	-	CMC
		Magnent	private	116675888	-	-	-	CMC
		Wuleta	private	-	913152815	-	-	CMC
		Deliverance	private	-	911408680	-	-	Kotebe University College
		Fresh and Green	private	-	931084400	-	-	Kotebe University College
		Macmillan	private	-	930109894	-	-	CMC
		Mebleteachers association	private	-	911177309	-	-	Around Slam dabo bet
		EcllecianNuhamine	private	-	911014762	-	-	Kotebe University College
		Rational	private	-	913683712	-	-	Around Dja/wondrad
		Happy kids	private	116601343	-	-	-	Around Dja/wondrad
		GYF acadamy	private	-	913909399	-	-	Kotebe University College
		Kotebe	private	-	-	31526	-	Kotebe University College
		Universal	private	-	913208269	-	-	Near Education Bureau
		Birhan	private	-	911938822	19990	-	
		Edgettajeb	private	116601905	-	1316	-	
		Elivent	private	116675893	911046920	-	-	
		Excellency	private	-	930100573	-	-	
	Future youth	private	-	911959561	7435	-		
	Rigib	private	116601935	-	34687	-		
			Kotebebirhanehiwot	Government	-	-		
			Karallo	Government	116600470			Karallo
			Abado	Government	118681448	-		Abado
			KesatteBirhan	Private				Gebriel
			Sefeakadamy	Private		911481681		Mesalemiya
			Bright hope Family kids	Private		911348800		Karallo
		Miraf	Private	116604778			Gebriel	
		Tsion	Private				Abado	
		New Sunlight	Private		911682047		Karallo	
		Ab	Private		911635331		Karallo	
		Abiniki	Private		912003795		Karallo	
		H/H One	Private	118631253			Happy Village	



Education Statistics Annual Abstract 2011 E.C (2018/19 G.C)

Subcity	Woreda	School Name	Ownership	Telephone		Po Box	E-mail	Location
				Office	Mobile			
Yeka	12	HiwotTSION	Private		913817733			Gebriel
		Little Angles	Private		940275977			Karallo
		Muse No.2	Private	116608760				Mesalemiya
		TS Rohobot	Private		912033712			Demamite
		Ahayamiy Generation	Private		915568704			Karallo
		Mekilit No.2	Private		913504010			Karallo
		Happy Village Adiet	Private		911210437			Happy Village
		Noele no.1	Private		911447984			Happy Village
		Essam	Private	116600067				Mesalemiya
		H.H one	Private	116603423				Happy Village
		Rakher	Private		910988415			Abado
		Meyora	Private		962189969			Happy Village
		Kuliti	others		920557695			Abado
		Michael	others		-			Abado
		KaraMahiberesb	others		911929514			Kara
		Gebriel	others		-			Gebriel
	Demeka	others		910528405			Demamite	
	BorieMahiberesb	others		-			Abado	
	Kara Gabisa	others		911929514			Abado	
	13	Betel	Private		09-11805303			Lemlem-Amba
		Lina	Private		09-11827317			Meri
		Three M	Private	011-6604978	09-11336946			Meri
		O-Zone	Private	011-6390114	09-11364957			Ayat
		Barbi	Private	011-8298300	09-11614802	23328		Ayat
		School of Edmoro	Private		09-20362834			Ayat
		KAS	Private		09-11556019			Chriso
		BM twins	Private		09-12085911	20507		Legjila
		Argitymeri	Private		09-13056758			Meri
Deliverance		Private		09-11934383			Meri	
Eshcol		Church	011-6514165	09-11644573	722		Meri	
Hana		Private		09-13623275	22034		Me-Loke	
Kipas	Private	011-6603497	09-11421430	57972		Me-Loke		
S-Terza	Private	011-6608784	09-10826554			Ms-loke		



Education Statistics Annual Abstract 2011 E.C (2018/19 G.C)

Subcity	Woreda	School Name	Ownership	Telephone		Po Box	E-mail	Location
				Office	Mobile			
Yeka	13	School of tomorrow	Private	011-6605584	09-11197242	29605		Meri
		Victory	NGO		09-11907102	26681		Ayat
		Biruh	Private		09-11618393			Meri
		AbuneGorgorios	Private	011-6390114	09-30077861			Ms-loke
		YekaTaffo	Government	011-8309209				Taffo



Education Statistics Annual Abstract 2011 E.C (2018/19 G.C)

Primary

Subcity	Woreda	School Name	Ownership	Telephone		PoBox	E-mail	
				Office	Mobile			
Addis Ketema	1	Abadir No-1	Non-Gov't	112777497	913387124	-	-	Back side of Mi'erab hotel
	2	Gelila	Government	112787602	943870398		Joel dar 19@gmail .com	Sebategna
		Felege Hiywot	Government	112132735	921346160	140013	Yona nek 2003 @gmail .com	Sebategna
	3	Britanica	Private	112131238	0912 17 0587	181376	Ac-britanica @yahoo .com	Sebategna
		Deja.Hailu Tesfaye	Government	112768717	910284053	2880		Near Amanuel Hospital/church
		Tsehay Gibat	Government	112769520	912631088	-		Near Amanuel Hospital/church
		Birhanena Selam	Govt	112132493	911686727	21774		Near Amanuel Hospital/church
		Radical	Private	118704640	911686727	-	rdcl@gmail.com	Near Amanuel Hospital/church
		Bethlehem youth	Private	112766066	911732093	5070	bethlehem ya@y	Near Amanuel Hospital/church
		Honey Comb	Private	118592153	911866096		E.mai.honey.com@yahoo.com	Near Amanuel Hospital/church
		Barak Youth	Private	962472811	962472811			Near Amanuel Hospital/church
	4	Seferes Selam	Government	112136221	911112727	24851		Seferes selam
		Hamile 19 No 2	Government	112791718	911952725	-----		18 mazoria
		Mirchaye Ewuket	Government	112803902	913676469	-----		Seferes selam
		Mimoza Youth	Private	112135686	911308556	13104	mimosayouth@yahoo.com	Shankila wonze
	5	Al-Afia 18	Private	0118299644/0112738801	913422870	-----	lernatalafia@gmail.com	18 mazoria
		Hibret Beljinet	Government	112138389	911432925	160045		Kuasmeda
		Ediget	Government	112135035	912027040	---		Medhanialem
		Haleluya	Government	112130437	926721357	160226		Adisu Michael
		Bethel Mekane Yesus	Private	112754320	911893855	1111		Paster
	6	Phase	Private	112781534	912029187	7279		Medhanialem
		Felege Birhane	Government	112763480	931082357	51030	FelegeBerhan@yahoo.com	Chewberenda
		Eweket Amba	Government	112782863	911310943	58175	--	Gullele Betel Church
	7	Debre Mewi Kiduse Michael	Church	112787755	920189921	--	--	Addisu Michael church
		Bitiwoded w/g/Beshah	Government	112752581	912045592	21954/1000	-----	Awutobis tera
		May day	Government	112135674	922841973	50082	-----	Gojam berenda
	8	Shawel Dema	Government	112763658	913031198	50024	-	Shawel Dema
		Yekatit 23 liyu Flagot	Government	112759196	915991741	513	-	Mesalemiya
		Dagmawi Tewodros	Government	112130608	912024519	50166	-	Awutobis tera
		D/Haile Kidus Raguel	Church	112765424	911474354	2351	-	Merkato
	9	Dagmawi Birhan	Government	112132037	911708811	50388	dagmawibirhan1964@yahoo.com	Mesalemiya
		Eshet	Government	112594950	911482962	57666		Shewatsega Hintsa
		Keste Demena	Government	112135068	913017688	21911		Balasar Hintsa
		Dej/Geneme	Government	112137267	929119467	23196		Nebar kebele 28
		Asina	Private	112130605	910605969			Seferes Selam
	10	Natanim	Private	112134438	911307840			Sanba Nekersa
		Abadir.2	Board	112130959	912245238			Nebar kebele 28
		Bingham	International	0112791780/81	911195531	4937	office@bingamacademy.net	Atena tera
		Birhan ber	Government	112792458	911113536	46481	--	Atena tera
		Al-Afia Kunuz	Private	112797613	911880571	50210	Learnatal-afia@gmail.com	Atena tera
		Asere Hawariyat	NGO	112791176	911069976	21495	-	Wingate
	Abadir No.3	NGO	112797283	911305858	2908	-	Wingate	



Education Statistics Annual Abstract 2011 E.C (2018/19 G.C)

Subcity	Woreda	School Name	Ownership	Telephone		PoBox	E-mail	
				Office	Mobile			
Akaki Kality	1	Alem Birhan	Government	114343375	912163118	685	-	Alem Bank
		Biruh Tesfa	Government	114343096	911942413	-	-	Woreda 2 Administration Office
		Akaki Mengist	Government	114340180	913882105	-	-	Akaki Kenema No 6
		Fitawrary Abayneh Metekia	Government	114340995	911749747	-	-	Keste Demena
		Akaki Adventist	Mission	114340006	911363133	25	-	Akaki Health Center
		Akaki L'esperance Adventist	NGO	114340284	939317624	100713	-	Kilinto Maremiya
		Akaki Menbere Hiwot	Religious	114347220	910834575	117	-	Akaki Menbere Hiwot Medhanealem Church
	Beza	Private	114352087	911633230	-	-	Yeshi Total	
	2	Andode	Government	114352069	911697294			Akaki TEL Institution
		Ethio- Japan Hidasie	Government	114340408	912719505			Tulu Dimtu
		Beza	Private	114344665	911633230	70217	www.mybeza.com	Alem Bank
	3	Selam Fre	Government	114341913	911397876	716		Babur Tabya
		Atse Tewodros	Government	114340241	911472254	66		Commercial Bank Akaki Branch
		Ocean	Private	114341287	911467819			
	4	Gelan No.2	Government	114341882	913535310	665		Woreda 4 Administration Office
		Ethio National	Private	114342093	911487774	3065		Kality Total
		Abinezor No. 1	Private		911455967	123464		Akaki Kebele 09
		Abinezor No. 2	Private		911455967	123464		Akaki Kebele 09
		Coliques No.1	Private		910890590			Salo Gora
		Coliques No.3	Private		912046641			Salo Gora
		D.A.G.M	Private	118452118	91988117			
		B.M.B /Enbutochu/	Private		911359568			
		Altamira	Private	118404996	910101492			
	Raey Yohhanes	Private		911443204				
	5	Kality Bulbula	Government	0114 39 00 92				Saris Abo Condominium
		Next Generation	Private	0114 -39 31 58	09 11 66 17 97			
		Excellence	Private	0114 -39 30 50	09 38 96 95 95			
		Tsedey No.2	Private	0114 39 44 64	09 12 10 23 04	14218	-	
		Tsedey No.1	Private	114394464				
	6	Hibret Chibo	Government	114431698	932082025	122318	-	Awash Leather Industry
		Ewiket Wegagen	Government	114407155	928408040	120111	-	Saris Behind Zembaba Hospital
		Tomii	Private	114407011	911973321	100558	-	
		Scholar's Youth No.1	Private	0114421250/0114420573	938017651	120526	woynshettadessa@yahoo.com	
		Mark Vision	Private	114421211	920289942	183035	-	
		School of Aygoda	Private	114404379	911717099		-	Saris
		My Dream	Private	114407314	911790224		-	
		Scholars Youth No.2	Private	114407591	929463296	120526	-	
	7	Lesank Colins	Private	114401747	911421989			
		Hasset	Private	114391441	911604788	101647		
		Gesem	Private	114392975	910352767	61		
		Sina	Private	912719138	911931450	112		
	Summer	Private	118966095	912005656				



Education Statistics Annual Abstract 2011 E.C (2018/19 G.C)

Subcity	Woreda	School Name	Ownership	Telephone		PoBox	E-mail	
				Office	Mobile			
Arada	7	T.L	Private		911198699			
		Biruk	Private	114394862	912128865			
		Ethio Korea	Government	118898541	911085062			
		Kality	Government	114395674	913144522	125		Around Cheralia Factory
		Furi	Government	0114395728/0114390759	913145328	718		Around Kality St.George
	A.A Maremiya	Government		913076129				
	8	Nolawi	Private	116322090	930099543	24322		
		Dagim Lidet	Private		911305556			
		Hibret	Private		0913564391			
		Z.M	Private	114349623	911962769			
		School Of England	Private		911970019			
		Papyrus No.1	Private	114341956	911962769			
		Sun Rise	Private		911349576			
		Seattle	Private	114342900				
		School Of Indian No.1	Private	0114342400/0118494568				
		Hasset	Private		911604788/0929905550	101647		
		School Of Indian No.2	Private	0118494568/0114342400				
		Seattle	Private	114347724	911442494			
Papyrus No.2	Private	114341956	912172911	189				
Gelan No.1	Government	114340718	913099274	93				
Ethio Paradise	Private	118402722	912048745					
9	Kilinto	Government	118290175	911115930			Hiliken Factory	
10	Gelan Gura	Government	118402528	913009748			Woreda 10 Administration Office	
11	Qersa	Government		917838526			Kersa Woreda 11	
Arada	1	African Andenet No.1	Government	111570296	-	-	-	
		Hibret	Government	111114099	-	-	-	
		John Of Kennedy	Government	01111160 09	-	-	-	
		Nativity Girls	Mission	01115625 65	-	-	-	
		Lideta Catholic Cathedral	Mission	011 156 3399	-	22 896	-	
	Lice G/Mariam	Others	011155 2173	-	1496	-		
	2	Key Kokeb	Government	111115603	911881094	21395		Arat menta
		Dagnachew Fikadu	Private	118273233	911068015	57492		Italiya sefere
	3	Africa Andinet No.2	Government	111572591	913355351	21688		Aysha mosque
		Abebech Gobena	Others	111114468	911119457	24998		Aysha mosque
		Ali Ebinu Abutalib	Others	111201090	911224505	10121		Enkulal Fabrica
		School Of Tomorrow	Others	118681789	935284283	29605	schooloftomorrow.aa@edu.et	Ras desta
		Najashi	Others	118696353	911484778	-	nejashiacadami@gmail.com	Yohannes church
	4	Future Hopes	Private	111117606	911733069	-	futurehopesschool@gmail.com	Sarem Hotel
		Mamil	Private	-	911362412	-	-	Shola
School Of Paragon		Private	111567204	913457559	-	-	Shola	
Laura		Private	-	948280066	1812	-	Shola	

Subcity	Woreda	School Name	Ownership	Telephone	PoBox	E-mail	
---------	--------	-------------	-----------	-----------	-------	--------	--



Education Statistics Annual Abstract 2011 E.C (2018/19 G.C)

	School Name	Ownership	Office	Mobile	PoBox	E-mail		
Arada	4	Addis Ababa Lutheran	Church	111111300	911164677	-	-	Ras Desta Hospital
		Tibeb Ediget	Government	111119306	913453303	-	-	Sarem Hotel
		Ethiopia Ediget	Government	111576439	913725586	56125	-	Enkual Fabrica
		Ethiopia Tikdem	Government	-	920294589	-	-	Shola
		Arbegnoch	Government	111111024	911927741	5535	-	Ras Dasta Hospital
		Atse Fasil	Government	111111850	911111929	22553	-	Seimen Hotel
	5	Ras Abebe Aregay	Government	O111112064	O912053548	20217		Dejach Wube
		New Era	Government	O111550684	O911383471	1092		St. George
		Timhirt Bilchita	Government	O111117129	O911860336	5841		Dejach Wube
		Yealem Birhan	Government	O111578822	O913066121	56089		Sostegna Police STATION
		Awoliya	Mission	O111570491	O911033405			Abune Petros
		Jiva	Private	O111569903	O911017214	24414		Dejach Wube
	6	Italy Community	Community	111551396	934497892	970	istitutocomprendivo.addis abeba@gmail.com	Semen hotel
		Beherawi Betemengist	Government	111118394	911863134			
		Atse Naod	Government	111234513	912021832			
		Radical	Private	947800202	911931417			5 killo university
		Mekane Eyesus	Mission	111117664	911630463			
		Nazreth	Mission	111112625	942324107			
		Kaver of Aremenian	Church	111112346	933225192			
		My Little Angeles	Private	111119284	933705235	2380		
	7	Super Holly Savior	Private	116298976	910053984			
		Sanford International	International	0111233726/7	-	30056MA		Minilik Hospital
		Abune Gorgorios	Private	118500128	913515619	-	-	Kebena Medihanialem
		Behere Ethiopia	Share Company	111260512	913350472	33994	-	Minilik Hospital
		Super Little Flower	Private	111238456	920717378	33046	-	Kebena Adebabay
		Kebena	Government	111244890	911865395	3016	-	Kebena Adebabay
		Yetnebersh	Private	111220027	910103279	80161		Kebena Medihanialem
	8	Kidane Miheret	Mission	111239555	911132849	2212	Kidane.mehret.school@gmail.com	Kebena Adebabay
		Menbere Mengist Kidus Gebriel	Church	111223419		31674	-	Near Bata church
	9	Meskerem	Government	118591475		27803		Near Bata health Center
		Mehal Ginfile	Government	111232840	939496582	31951	-	In front of AAU Art School
		Dagmawi Menelik	Government	0118703810/11	911166183	31925	-	Beside NEAEA/4Kilo
		Minilik I	Government	111575416	911862624	34661	-	Beside CPU College
		Holly Trinity Cathedral	Church	111233440	947996727	81026	-	Behind to WCM
	10	Melkam Ermejachin	Government	111111012	929136605	28109A.A	-	Piasa
		Indian International Community's	Communities	111117066	-	21499A.A	Inds.addis ababa@mail.com	Piasa



Education Statistics Annual Abstract 2011 E.C (2018/19 G.C)

Subcity	Woreda	School Name	Ownership	Telephone		PoBox	E-mail		
				Office	Mobile				
Bole	1	African Andenet No.1	Government	111570296	-	-	-		
		Hibret	Government	111114099	-	-	-		
		John Of Kennedy	Government	01111160 09	-	-	-		
		Nativity Girls	Mission	01115625 65	-	-	-		
		Lideta Catholic Cathedral	Mission	011 156 3399	-		22 896	-	
	Lice G/Mariam	Others	011155 2173	-		1496	-		
	2	Key Kokeb	Government	111115603	911881094		21395		Arat menta
		Dagnachew Fikadu	Private	118273233	911068015		57492		Italiya sefere
	3	Africa Andinet No.2	Government	111572591	913355351		21688		Aysha mosque
		Abebech Gobena	Others	111114468	911119457		24998		Aysha mosque
		Ali Ebbunu Abutalib	Others	111201090	911224505		10121		Enkulal Fabrica
		School Of Tomorrow	Others	118681789	935284283		29605	schooloftomorrow.aa@edu.et	Ras desta
		Najashi	Others	118696353	911484778		-	nejashiacadami@gmail.com	Yohannes church
	4	Future Hopes	Private	111117606	911733069		-	futurehopesschool@gmail.com	Sarem Hotel
		Mamil	Private	-	911362412		-	-	Shola
		School Of Paragon	Private	111567204	913457559		-	-	Shola
		Laura	Private	-	948280066		1812	-	Shola
		Addis Ababa Luteran	Church	111111300	911164677		-	-	Ras Desta Hospital
		Tibeb Ediget	Government	111119306	913453303		-	-	Sarem Hotel
		Ethiopia Ediget	Government	111576439	913725586		56125	-	Enkulal Fabrica
		Ethiopia Tikdem	Government	-	920294589		-	-	Shola
		Arbegnoch	Government	111111024	911927741		5535	-	Ras Dasta Hospital
	Atse Fasil	Government	111111850	911111929		22553	-	Seimen Hotel	
	5	Ras Abebe Aregay	Government	0111112064	0912053548		20217		Dejach Wube
		New Era	Government	0111550684	0911383471		1092		St. George
		Timhirt Bilchita	Government	0111117129	0911860336		5841		Dejach Wube
		Yealem Birhan	Government	0111578822	0913066121		56089		Sostegna Police STATION
		Awoliya	Mission	0111570491	0911033405				Abune Petros
		Jiva	Private	0111569903	0911017214		24414		Dejach Wube
		Italy Community	Community	111551396	934497892		970	istitutocomprensivo.addis abeba@gmail.com	Semen hotel
	6	Beherawi Betemengist	Government	111118394	911863134				
		Atse Naod	Government	111234513	912021832				
		Radical	Private	947800202	911931417				5 killo university
		Mekane Eyesus	Mission	111117664	911630463				
		Nazreth	Mission	111112625	942324107				
		Kaver of Arermenian	Church	111112346	933225192				
		My Little Angeles	Private	111119284	933705235		2380		
		Super Holly Savior	Private	116298976	910053984				
	7	Sanford International	International	0111233726/7	-		30056MA		Minilik Hospital
		Abune Gorgorios	Private	118500128	913515619		-	-	Kebena Medihanialem
		Behere Ethiopia	Share Company	111260512	913350472		33994	-	Minilik Hospital
		Super Little Flower	Private	111238456	920717378		33046	-	Kebena Adebabay
Kebena		Government	111244890	911865395		3016	-	Kebena Adebabay	
Yetnebersh		Private	111220027	910103279		80161		Kebena Medihanialem	



Education Statistics Annual Abstract 2011 E.C (2018/19 G.C)

Subcity	Woreda	School Name	Ownership	Telephone		PoBox	E-mail	
				Office	Mobile			
	7	Kidane Miheret	Mission	111239555	911132849	2212	Kidane.mehret.school@gmail.com	Kebena Adebabay
	8	Menbere Mengist Kidus Gebriel	Church	111223419		31674	-	Near Bata church
		Meskerem	Government	118591475		27803		Near Bata health Center
	9	Mehal Ginfile	Government	111232840	939496582	31951	-	In front of AAU Art School
		Dagmawi Menelik	Government	0118703810/11	911166183	31925	-	Beside NEAEA/4Kilo
		Minilik I	Government	111575416	911862624	34661	-	Beside CPU College
		Holly Trinity Cathedral	Church	111233440	947996727	81026	-	Behind to WCM
	10	Melkam Ermejachin	Government	111111012	929136605	28109A.A	-	Piasa
		Indian International Community's	Communities	111117066	-	21499A.A	Inds.addis ababa@mail.com	Piasa
	Gulleite	1	London	Private		911888971		
Dil Betigil			Government	111222538	911025766			Shiromeda silase
Quskuam Taytu Bitul			Government	111236202	913208282			Shiromeda silase
Entoto Mariam			Government	-	923198486			shiromeda
2		Addis Tesfa	Government	111246939				Wolega sefer
		Prominence	Private	961054690	911911082			Wolega sefer
		Voice For Street Children	Community		911168802			Hamle-19
		Entoto Wongelawit	Mission	111238635	912437553			Shiromeda
		Miskaye Hizunan	Church	111238758	911784123			Sidst kilo
3		Tsehay Chora	Government	1111222703				Shiromeda
		Atse Nakutoleab	Government	1118704594				Shiromeda
		Jerusalem	Government	111236160				America Embassy
		Belatena	Private		09 11 43 03 08			Jerusalem road
		Miracle	Private		09 43 11 51 30			Mennen
		Voice For Street Children	Private		09 11 14 93 99			Mennen
4		Atse Libne Dingil	Government	0111 – 11 23 95	0911 – 12 24 07	30300	-	
		Atse Teklegiorgis	church	0111 – 55 25 60	0913 – 04 23 42	28	atschool@ethionet.et	
		Elon	private	0111 – 56 13 90	0911 – 09 84 29	3193- Cod 1250	elonschool@g.mail.com	
5		Addis Birhan	Government	0111 56 82 06	09 12 93 41 21	301cod1029		Kechene
6		Addis Zemen	Government	111226389	911540360			Shiromeda
		Tinsae	Private		911478499	9 code No 1061		Shiromeda
7		Hamle 19/67	Government	0111-27-08-96				Adisu Gebeya
		Ethiopian Hidasie	Government	011-111-54-84				Adisu Gebeya
		Addis Tesfa kokeb	Government					Adisu Gebeya
		Lazarist Catholic	Mission	011-257-60-53				Adisu Gebeya
		St Mary Catholic	Mission	011-156-56-08				Adisu Gebeya
		Elbethel	Private	011-111-08-82	09-11-69-71-11			Adisu Gebeya
		Amigonian	Private	011-156-72-99				Semenmazingaja
8	Belay Zeleke	Government	111270985	913291816				
	Birhane Hilina	Government	111270755	911788498				
	Rufael Holy Saviour	Private	111268021	911671943	80282			
	Siblings	Private		911199387				
	Hope Land	Private	118123406	911151174	29792			



Education Statistics Annual Abstract 2011 E.C (2018/19 G.C)

Subcity	Woreda	School Name	Ownership	Telephone		PoBox	E-mail		
				Office	Mobile				
Gullele	8	Focus	Private	116552306	911163853				
		Addis Ababa No.2	Government	112593704	911573092	26404			
	9	Kelem Amba	Government	112590566	910055226	29984			
		Addis Ababa No.1	Government	112590566	913001896	160209			
		Merewa	Private	112595578	912434147	-			
		Sumeya	Private	11259006	912190945	16064			
		Enat	Private	112593507	912280433	16068			
		Gullelie Holysaviour	Private	112593343	916893571	8082			
		K/Azmach Andarge Woldegiorgis	Private	112776398	911484994	1295			
		Ethio-parent	Private	112593747	9092684	25278			
		Medhanealem	Government	112593322	913689952	27249			
		Three S	Private	112593405	911636032	1756			
		School of Tomorrow	Private	112774148	911602307	29605			
	Phase	Private	112595230	911448402	-				
	10	Fikir	Private	011 259 04 29	0913 232200				
		Mieraf	Government	09180376 04	921				
		Ezop	Private	918037604	921771439				
		Wendim Gashe	Private	112591910	911754198				
		Yenegew Fre	Private	112591188	911624323				
		Enat	Private	112594444	911505669				
		Imperial	Private	911103558	912029216				
	Kirkos	1	Abiyot Ermija	Government	115511765	911124034	1011		Olompia
			Aste Tewodros	Government	115521330	911103243	2528		Urael
			Urael	Government	118685311	913950070	5649		Atlas
			Kids Paradise	Private	115159575	911738006	9680		Urael
			Greek Community	Community	115515870	911656892	598	gcs@ethionet.et	Olompia
		2	Netsanet Birhan	Government	114166511	911460881	5123		Dermiliner
			Temenja Yazh	Government	114661301	933728110	100768		Wetate meakle
			Hamle 1	Government	115152569	911441666	1150		Bole printing
			Assay Puplic	Public	115518807	911634841	3146	assai@chionet.et	Shewa dabo
			Dandi Boru	Private	115529982	937672818	699	[dandiiboru@chionet.et]	Wolo sefere
			Narod	Private		912976234			Wetatoch meakel
			School of Tomorrow	private	116555343	913460484	29605	Schotomaa@ethionet.et	
3		Yetababerut	Government	114166143	9100433752				
		Joy	NGO	114654520	911420109				
		Future Talent	NGO	116637043					
	Choice	NGO	114163755	911362081					
	Mercy	Mission	114165504						
	Adey Abeba	NGO	114166013						
4	Birhan International	Private	114886680	930173993	29800	brihanint@gmail.com	Lancha		
	Delight Youth	Private	115503954	911557117	-	-	Kera		
	Rafidem Youth	Private	114666866	941566144	10265	-	Lancha		



Education Statistics Annual Abstract 2011 E.C (2018/19 G.C)

Subcity	Woreda	School Name	Ownership	Telephone		PoBox	E-mail	location
				Office	Mobile			
Kofle Keranio	4	Soliyna	Private	114664259	911165563	12237	Soliana academy@gmail.com	Lancha
		Tibeb Gebeya	Government	114165542	926811294	-	-	Riche
		Werha Yekatit	Government	114163563	911145528	9125	-	Lancha
		Yewket Fana	Government	114161169	913008143	8022	-	Lancha
	5	Sunny Side	private	114160495	911181358	201121	Info@sunnysideeducation	Bulgaria
		Chabod	private	118495355	911540565	20843/1000	Chabodschool@gmil.com	Bulgaria
		Meserete Ethiopia	Government	113725839	911640765	-	Meserete@ethiopiagmil.com	Sarbet
		Ewket Minch	Government	114166823	917076824	23246/1000	-	Bulgaria
		School of Tomorrow	private	116511871	911790525	29605	Schotom.aa@ethionet.et	Sarbet
		Blue Bird No.3	private	114160195	913908187	8547	Arise@telecom.net.et	Bulgaria
	6	Agazian No.1	Government	115504778	911362251	41800	Agazian@thionet.et	Mexico
		Shimels Habte	Government	118493957	923125349	12195	shimelishabte@gmail.com	Land Marc Hospital
		Yeneta	private	115519413	911415091	1171	tiruterry@yohoo.com	St.Michael church
		Nejashi Ethio Turkish	International	114168818	911453645	26855	ethioturkish.com	St.Michael church
	7	Ediget Behibret	Government	115516219	913146565	5461	-	legehar
	8	Yelibe Fana	Government	115518669	911243686	3675	-	Kasanschis
		Tinsae Birhan	Government	115519373	919414176	62056	-	Kasanschis
		Brass Youth	Private	115156713	-	-	-	Menahriya
	9	Biherawi	Government	115150200	913892982	100887	-	Near to Egizibition
		New Grand	Private	114653343	911419856	-	info@newgrandschool.org	Meshalokiya Tena Tabiya
		Elshaday	Private	114655448	911887756	2889 cod 1250	-	Meshalokiya Tena Tabiya
		St.Joseph	Mission	115510868	911611572	7096	sis@ethionet.et	Meskel Adebabay
	10	Felege Yordanos	Government	11416470	913980082	4555	-	kirkos
		Walia	Government	114651652	911986062	-	-	kirkos
		Blue Bird No.1	Private	114651665	910157887	8547	Arise@telecom.net.et	kirkos
		New Life	Private	114162683	911746365	4595	-	kirkos
	11	Wondmamach	Government	114652597	910978682	-	-	-
		Fre Genet	Private	114166876	911637677	-	-	-
	1	AbuneBasilious	Government	113211495	967436154	70055	-	Alert Hospital
		BiruhTesfa	Government	113211394	921425368	70482	-	Ayer Tena
		Mar Youth	Private	113481365	911194274	719/1033	-	Ayer Tena
		Best	Private	-	912952131	-	-	Ayer Tena
		Joint Vision	Private	113484162	911551861	-	-	Ayer Tena
Tigat		Private	1134814814	911464101	-	-	Ayer Tena	
Isahan		Private	113470544	911816112	970/1033	-	Ayer Tena	
Beza		Private	113480532	912076124	70217	www.mybezacom.	Ayer Tena	
Mount Olive		Private	-	920553489	40504	Moa@et.	Ayer Tena	
Beteseb		Private	113471700	912052483	26761	-	Ayer Tena	
2		Hidasse	Government	113694683	938958950	-	-	Kara kore
		RohobofTiruye	Private	-	913408044	-	-	Reppi
		East Africa	Private	113489277	-	-	-	Kara kore
	Betteseb	Private	113483694	-	-	-	Kara kore	



Education Statistics Annual Abstract 2011 E.C (2018/19 G.C)

Subcity	Woreda	School Name	Ownership	Telephone		PoBox	E-mail	location
				Office	Mobile			
	2	Repiabel	Private		911217733	20756		Reppi
		Meweda	Private		912052234			Kara kore
		Adteam	Private	113483716				Kara kore
		Repikalehiwot	Church		923461806			Reppi
		Ethio hopes	Private		911636272			Kara kore
	3	Repi	Government		92947700			Repi (kara kore)
		Muse	private	113470712				Kara kore garar
		Amanuel	Private	118966411				Kara qore
		Alfeba	Private	11896417				Kara kore siltesefare
		Hameza	Mosque	113693365				Kara kore siltesefare
		Kara kore	Government		912253771			Kara kore siltesefare
		Repi Japan	Government	113488203				Repi (kara kore)
		Mumetaz	private	118105314				Kara kore
		River land	private		910161663			Kara kore
		Bright Hope	private		911691385			Kara kore watederesfare
		Future Generation hope	private	113480850	911691385			Kara kore
		Atlas	private	113481557	911570144			RepiAkababe (kara kore)
		Cheriorched	private		947970100			Kara kore siltesefare
		Boaz	private		913037473			Kara kore watadersefer
	4	Apple	private	113483695	-	-		Ayer tena to Alem bank road Mosque
		Sun flower	share	113482070	-	-		Ayer tena to Alem bank road Mosque
		Yehimdar	private	113484199	-	-		Around kidanmhretecharch/ Alem bank
		Alpha keranio	share	113498907	-	-		Ayer tenaAlem bank
		Jemo	Government	113471013	-	-		Ayer tenaAlem bank
		Iman	private	113486203	-	160144		Ayer tenaAlem bank
		Rising sun	private	11345795	-			Ayer tenaAlem bank
		Jemoshemachoche	Association	113482442	-	10331485		Ayer tenaAlem bank
		Birlliant	private	113487851	-	57521		Ayer tenaAlem bank Debreabay
		Equilibrium	private	113693073	-	10809		Arroudkidanemhretecharch/ Alem bank
		Lemma Negawo			-			Ayer tenaAlem bank Debreabay
		Zeneas	private	118684766	-	-		Ayer tenaAlem bank Debreabay
	Ytewledtesfa	private		911205003			Ayer tenaAlem bank	
5	Embizuhan	church	011-37-19-08--7	09-11-70-99-19	911973649	-	Alem bank rood Near to mariyamchurcu	
	Akakikalhiwot	church	011-34-92-89-5	09-11-82-89-59	13179	Zewdeabra@ yahoo.com	Infront Of woreda 05	
	Merit	private	011-34-82-15-1	09-11-13-15-28	4094		Ayertena square	
	Tesfadirjit	N.G.O	011-34-82-53-4	09-10-33-58-99	30153	Hopeaa @ethio net.com	Ayertena square	
	Time international	Private	----	09-11-10-02-59	---	---	Ayertena square	
	Awoliya no2	Private	011-34-96-11-0	09-2273-09-29	---	---	Betl rood abveworeda 05	
	Addis hiwot	Government	113490725	09-12-23-95-19	70706	---	Betl rood abveworeda 05	
Success	Private	----	09-11-99-09-37	----	----			



Education Statistics Annual Abstract 2011 E.C (2018/19 G.C)

Subcity	Woreda	School Name	Ownership	Telephone		PoBox	E-mail	location
				Office	Mobile			
	6	YemaneBirhan	Government		113490678			Woyra
		Woyra	Government		113498962			Woyra
		Renaissance	Private		113496757			Betel
		Olive	Private		911660226			Betel
		Beteseb	Private		910793461			Betel
	7	Fruits	Private		911988299			Betel
		Birhan	Private	011 8282163	0920 340124	8327	-	Kuwas Meda
		Al-Afiya	Share	011 3276965	0912 659450	-	-	Tukur Abay
		Omega	Private	011 3496060	0923 763707	-	-	Mulu Wengel Church
	8	BikolosNur	Private	011 3490097	0920 751616	-	-	Betel Hospital
		keraniyoMedhanealem	Government	0113 71 69 94	0911 70 98 38			K/medhanialelem Church
		Yididya	Private	-	0911 46 47 71			Yeshedebele
		Preskela	Private	-	0911 40 94 03			K/medhanialelem Church
	9	Eseke	Private	-	0913 45 36 32			K/medhanialelem Church
		MeseretEdiget	Government	112792332	911809185	180064	-	Mebrathail
		TinbiteErmias	Government	113201000	913822447	70628	-	China Embassy
		Family/1-4/	Private	113713443	911442054	43255	learatfamily@gmil.com	Torhailoch
		Family/5-12/	Private	113713443	911306931	-	learatfamily@gmil.com	Mebrathail
		Kebron International/1-4/	Private	113201279	911217675	-	-	Total
		Kebron International/5-8/	Private	113202789	932999703	-	Kia1992@ Yahoo.com	Torhailoch
		Moonlight International	Private	-	912054424	41575	Moon.Academy2010@gmil.com	Agusta
	10	Kumneger	Private	113201599	911891602	-	-	Total
		Selamber	Government	112791468	-	50913	-	likuanda
		Sewasew Birhan	Church	112738044	910701385	-	-	likuanda
		Kolfehiwot	Private	116543750	-	29734	-	18 mazoriya
		Little Star	Private	112801161	-	-	-	Mebrat hail
	11	Pyramid	Private	112803751	-	-	-	Mebrat hail
		Yeabeboch Fire	Government	01-12-79-14-68		180492	-	Around Lukanda
		Philipos	Government	01-12-80-38-56			-	Around Philipos Church
		SoraAmba	Government	01-12-73-80-14				Soramba
		Notherdam	Private	--		-		Around Lukanda
	12	Abem Youth	Private	01-12-73-88-22		-	-	Around Lukanda
		KolfeMekaneyesus	Missionary	112738003	936672384	-	-	18 mazoriya
13	EwketWegene	Government	112791129	921259340	-	-	18 mazoriya	
	Gulelefana	Government	011 279 69 75		25193		K.O.J.J.	
	Nechega	private	011 270 41 16				Francisco Monastery	
	AsereHawariat	private	011 270 34 25				40/60 condominium	
	Al-Qalem	private		0930 00 36 27			Ghion Berekina	
	Bisrat	Government	011 280 35 68		70305		Kolfe tenatabiya	
14	Mikililand	Government	0118 29 96 69				Mikililand condominium	
	Addis Fana	Government	112702267	-----	28752	-----	Addis sefer	
	FitawurariHabtegiorgis	Government	112701787	-----	57782	-----	Asko	
		Hermolan	private	-----	911307804	-----	Asko	



Education Statistics Annual Abstract 2011 E.C (2018/19 G.C)

Subcity	Woreda	School Name	Ownership	Telephone		PoBox	E-mail	location	
				Office	Mobile				
	14	St.John	Church	-----	911036882	171120	Brkassuhotmail.com	Asko	
		Mishel	Private	-----	911930592	-----	-----	Liz sefer	
		Mirror	Private	-----	923254057	-----	-----	Liz sefer	
		School of Mali	Private	112701341	-----	7112	-----	Asko	
		Kebede Michael	Private	112702899	-----	33368	-----	Asko	
		Geez	private	-	911216808	-	-	Liz sefer	
	15	Mishale	private	118206032	911930592			Around Kale	
		Awelia	Mission	118685357	911004915	22458		Awolia	
		Africa dream	private	112730067	929011058	92901		Awolia	
		Kale	Government	112705305				Around Kale	
		GuleleMontosory	private		913838388			Around sansusi	
	Lideta	1	Lideta Selam	Government	113726715				
			Meskerem 1	Government	115151392		431645		
			Limat Minch	Government	113200351		42684		
2		Mezgebe Birhan	Government	11371037	911112110	40398			
		Ethio Canada	Private		911872677	10225			
		Haleluya	Private	113714748		15952			
		Hiltops	Private	113203832		70538			
3		Metebaber	Government	112788579					
		Africa Birhan	Government	112737076		130562			
		Omedla	Government	112135189		310195			
4		Karamara	Government	112732345		130189			
		Enat Ethiopia	Government	112133637		6478			
		Addis Fire	Government	118685697					
		Meserete Hiwot	Private	112137883		698			
		School of Americana Cocacom.	Private	112777277		160223			
		School of Americana Balcha com.	Private	112777277	910716301				
		School of Americana Geja com.	Private						
		Brilliance	Private		923566276				
		Elhome of Kids	Private	112781006					
5		Britanica 1-4	Private	112765426		181376			
		Britanica 5-8	Private	112765426					
		Alemaya	Government	112137809		3935			
6		EdegetBesra	Government	115157055					
		M/J/Hayelom Araya	Government	115154084		25993			
		De.j/ZerayDeres	Government	111118126		283			
7		Abader	Public	111113931					
		School of Americana	Private						
	TesfaKokeb	Government	1118591107						
	Lideta Limat	Government							
	Brilliance(5-8)	Private							
8	Frehiwot No.1	Government	115157818		4466				
	WetatTehadiso	Government	115158241	912195716					
	Millinia1-4	Private		911989534	10270				



Education Statistics Annual Abstract 2011 E.C (2018/19 G.C)

Subcity	Woreda	School Name	Ownership	Telephone		PoBox	E-mail	location
				Office	Mobile			
Nifas silk Lafto	10	Millinia 5-8	Private	115520198	911479546	10270		
	1	Hanna	Government	118956780				Hana Sefera
		Tsigereda	Private		911879711			Varnero
		Tsigereda	Private		911879711			Artu Mikael
		Hawi Dandiboru	Private		911691970			Airu Mojo
		Neway Challenge No 1	Private	114712023	911554515			Mebrat Haile
		Kale Male	Private		945925367			Hanna Sefera
		Kale Male	Private		945925367			Hanna Sefera
		Jemo	Private		918944446			Lebu musika bet
		Hedase	Government	118480005				Oromia Condominium
		Stanford Addis	Private	118829462	911693167			Varnero
		Wisdom Life	Private		912129424			Hana Sefera
		Zoskales	Private	118862403	911443548			Lebu Kebele
		My Dream Land	Private		940327027			Mango Sefera
		Genious Zone	Private		924555954			Hana Sefera
		Misrak	Private		912779313			Haile Garment
		Penacle	Private		916594669			Oromia Condominum
		Neway Challenge No 2	Private		924438503			Varnero
	2	Roman	Private	113210963				Mechael Adabay
		Hiber	Government					Mekanisa Mechael church
		Hunde gudina	Private	113698021	911164940			Mechael Adabay
		Alpha Bilen	Share Company					Mechael Adabay
		Kidsvision	Private	113213737	911906193			Around woreda 02
		Mountolive	Private					Mechael Adababay
		Kore Birhane wongel	church	113210831	910545391			kore
		Donbosco Catholic	Mission					Mechael Adababay
		T.W trinity	Private		911372702			kore
		Blue Nile	Private	113210939	913132560			Mechael Adababay
		Sew Tsega	Private					Mechael Adababay
		Herman	Private	113213338	912051770			German Adababay
		Sipara	Private	113698051				Anbesa Garazh
		Mekanisa G/Michael	church					Mechael church
		Future generatione hope	Share Company	113215067	912192533			Around German Adebabay
Liza		Private	118961904				Around Hebir	
Great Ethiopia transformation	Share Company					Around Michael Adebabay		
Strong	Private		911726537			Mechanisa Around wor2		
Embracing hope Ethiopia	NGO	118391531	929191285			kore		
C.S.S	Private	113211255				kore		
Gibson youth	Private					Mechanisa Around wor2		
Mieraf	Private		910588601			Gemo around Fana02		



Education Statistics Annual Abstract 2011 E.C (2018/19 G.C)

Subcity	Woreda	School Name	Ownership	Telephone		PoBox	E-mail	location
				Office	Mobile			
3		Mekdela	Government		911714769			Around Higher23
		Mekenisa Akababi	Government		910511861			Abo Mazoria
		Modern	Private		911676761			Around Besrate Gebriel
		Double	Private		912323183			Around Abo
		Robest	Private		942169116			Around Abo
		Bisrate Gebriel	Private	113727841				Around Besrate Gebriel
		Cruise	Private		911170662			Around Total
		Omega	Private		922579376			Around Tor Ayiloch
		School of tomorrow	Private		912370502			Around Adot
		Mekenisa mesmat yetesanachew	Private	113724826				Around Abo
		Ozone	Private	113728508/09				Around Abo
		Spring of knowledge	Private	113717660				Around Vatican Embassy
		New English	Private		911856389			Ethio Medihanit fabrica Ategeb
Mekenisa Mekaneyesus	Private	113712558				Around Abo		
ICS	Private	113711544				Samit Jerba		
4		Tesfa	Government	113200356	910080765			sar bet
		Gibson youth	Private	113728141	911081345	15564		sar bet
		School of Nation	Private	113729752	923003535	41189	SchoolofNation@gmail.com	sar bet
		Mekanisa Abadir	Mosque	113202134	911232342	12693	Info.AT.Abadirms	sar bet
5		Gofa	Government	118592818	911563974			Around Gofa Camp
		Strivers	Private		911397216			Around kidane mihiret church
		Warka	Private	114164984	911905822			Around mesekel ketefo
		Veronica	Private		913281289			Around Gofa Camp
		Tiru work	Private	114703868	913312532		Tiru workyahoo.com	AroundW05 health center
Alexander	Private		0911 719174			Around kidane mihiret church		
6		Zikre Tewoflos	Church	114163686	911470130			Gofa Gebriel
		NationWide	private	114664154	911648975	182718		Gofa
		Netsanet Chora	Government	114160118	911346206	5242		Kera
		Tiru Work	private	114160471	911684290	40953	truah@ethionet.et	Gofa
		Cordova	private	118698289	930175849	181889	contactmuctar@yahoo.com	Kera
		Destiny Future	private	114160107	911649507	121235	haregl@yahoo.com	Kera
		Atse Zerayakob	Government	114167440	911111608	7404		Kera
		Nur jamal Academy	private	118685831	911035033		Nurjemal2014@gmail.com	Kera
		Hibret	Church	114664286	912461247			Kera
		New Vission	private	1184057001	913518786		Newvission2006@yahoo.co.uk	Kera
		Hawariyaw petros	Government	114163332	922407028			Gofa
		Font	private	118518876	913263541			Gofa Mebrat
		Eldera	private	118685858	911066032	17854		Gofa camp
Kids New Flower	private	114669166	911458937			Kera Akebab		
Sun youth	private	114669632	941368945			Gofa Gebriel Adebabay		
7		Sabedy	private	114401512	911150510	6008	sabedyinteracademy@gm-ail.com	Saris worda7 Akababi
		Darsy	private	114424262	911380097	120935		Saris worda7 Akababi
		BRS	private	114409297	930034724	8583	Solomongebre95@yahoo.cfom	Saris worda7 Akababi



Education Statistics Annual Abstract 2011 E.C (2018/19 G.C)

Subcity	Woreda	School Name	Ownership	Telephone		PoBox	E-mail	location	
				Office	Mobile				
8	8	Sebiste Nagasi	Government	114404569	911896436	120183		Nifas silk Yeseff ategeb	
		Agazian No.2	Government	114428051	912116082	-		Gotera Meshualekiya	
		B.T.D	private	114708000	912096582	-		Gotera meshualekiya	
		Eddon	private	114404928	911917173	25136		Gotera meshualekiya	
		Musie	Government	114424694	910705007	120168		Gotera meshualekiya	
		Mekrez	private		911887305	-		Gotera meshualekiya	
	9	9	Addis Amba	Government	114420441	929006408	120112		Saris Addis Sefer
			St.Kidanemihret	Church	114432175	911940300	--		Saris Addis Sefer
			El-Bethel	private	114431447	913148502	181660		Saris Addis Sefer
			Falcon	private	114425353	911622832	8840	Falconacademy ethio net.et	Saris Addis Sefer
			Typify	private	114707618	911244850	--	Fax0114707618	Saris Addis Sefer
	10	10	Sene 9	Government	114425226	912059804	1201		ketena 05 around Roto plc
			Abiyot Fana	Government	114425667	911422154	120153		ketena 01 around Abyssinia leather Factory
			Promise Keepers	private	114422475	919361200	121201		ketena 02 around Dama Hotel
			Ethio- India	private	114402100		32363	pc5636@gmail.com	ketena 02 around N/S paint factory
			Progress	private	114422246				ketena 05 around Ethiopian red cross society
			Nur Jamal	private		911035033		Nurjamal.2014@gmail.com	ketena 04 around Behera Tsege Mariam church
			Poc Rule Nasa	private	114707082	921403559			ketena 05 around Ethiopian red cross society
			Solomons	private	114427901	913397232	121707	Infosolomonsacademic.com	ketena 06 around N/S paint factory
	11	11	Misgana	private					ketena 02 around Dama Hotel
			kotari	Government	118690281				Hana Akababi ketena 2
			Ewuket Birhan	private		947742060			Hana Akababi ketena 2
			Sinziro	private	114197323	911449969			Hana Akababi ketena 2
			Asrok	private		921611985			Hana Akababi ketena 2
			Genius Kids	private		911771959			Hana Akababi ketena 2
			Ashirok	private	114710073	912354721			Hana Akababi ketena 2
			Efrata	private	114194289	913503934			Hana Akababi ketena 3
			Akilesiya	private		911883345			Hana Akababi ketena 3
			Rohobot vission	private		911316912			Hana Akababi ketena 4
			Yerom	private		913399934			Hana Akababi ketena 4
			Eyakemwehana	private	114192193	911764001			Hana Akababi ketena 5
			Metro	private		911130151			Hana Akababi ketena 5
			Yeabkal	private		912192619			Hana Akababi ketena 7
Shalom			private		912138081			Hana Akababi ketena 8	
12	12	Sidon	private		911873386			Hana Akababi ketena 8	
		Finota Loza	private		910545871			Hana Akababi ketena 8	
		South West	private	114196591	911481338	50010	sewa@ethionet.et	Around Lafto view Hotel	
		Abi Info	private	114193082	912064466	31563	abiinfo-acadamy@yahoo.com	Lafto Awash Bank Akababi	
		Emanuel	private	114196688	911178545			Around Lafto Michael	
		Huluam	private	114191929	911868198	124010	haluam@gmail.com	Around 58	
		Abuna Paulos	private	114196172	921406024			Around Lafto Michael	
		Tsedal	private	114191603	912076128			Around 58	
12	12	Future Generation Hope no2	private	114193532	911910590	40298		Around Lafto Michael	
		A.Y.B	private	114194815	913407587		aybacadamy1@gmail.com	Lafto Awash Bank Akababi	



Education Statistics Annual Abstract 2011 E.C (2018/19 G.C)

Subcity	Woreda	School Name	Ownership	Telephone		PoBox	E-mail	location		
				Office	Mobile					
13		Glow(M.L.W)	private	118362044	970498587			Around Lafto view Hotel		
		Megabit 28	Government	114191533	910871910		megabit28@gmail.com	Around 58		
		Lafto	Government	114193292	911131232	199/1032		Around Lafto Meskelegna		
		Tehadiso	Government	114191176	911887429			Around Lafto Medhanialem church		
		Bi-brest	Private	118307118	940243941	42652		Jemo-1		
		Mark	Private		923780708			Jemo-1		
		Southwest	Private	0118965557/8		50010	S.W.A @ ethio net et	Jemo-1		
		Abune-Gorgorious	Private		913412853			Lebu		
		Penel	Private		913398364			Jemo-1		
		School of indian	Private	118494567	913775783	121875	school of Indiana@ ethio net.et	Jemo-1		
		Dream	Private	0118829445/6	911438841			Jemo-1		
		Dynamic	Private		966334292			Jemo-3		
		Abay	Government		929099604			Jemo-3		
		1		Atsnaf	private	0111 24 22 13	0911 68 61 57	150118	Zufanfikre yahoo.com	
				Emawayesh	private	0111 14 18 74	09 11 02 53 81	21001	-	Genete eyesus
				Montosoriyan	private	011 1 14 01 94	09 13 84 08 75	-	-	Bloket
				Miyazya 23	Government	0111 40 58 91	0913 66 49 15	-	-	Meri joy
				Kidus Markos	Government	011 1114 0420	09 13 03 40 97	-	--	Meri joy
				Tigle lenetsanet	Government	0111 22 41 68	09 33 91 69 32	327117	-	41 Mazoria
HizbawiSerawit	Government			111140080	912157099	21734	-	Mazoriya		
Mekane hiwot	Government			111140012	912221325	32701	-	Abuye church		
Yeha Science and Technology	private			111548248	913395508	3893	-	Biretdilidy		
Lemlem	private			111140074	911612033	30744	-	Mazoriya		
Miss Aki	private			111227931	912018625	56244	-	France embassy		
Rafidem	private			111548485	913727555	16508	-	Telecommunication		
Seble	private			111143462	921031984	31185	-	Bonowiha		
Biriliant	private			---	919193337	17336	-	Bonowiha		
Rossa	private			111239063	930078456	-	-	Mesgid		
GuraraRafidem	NGO			111144117	910078659	570208	-	Gurara		
3	SeraMono			Private	111249894	930034323	570208		Aserazetegn	
	Characount			Private	111325367	913079834			Aserazetegn	
4	Addis-Birhan			Government	0111-248874	912241081			Minilik	
	German	Church	0111-220060	911232264	1139		Sidist-Kilo			
	Jakaranda	Private	0111-234351	911481318	13978		Minilik			
	Super Holly Savior	Private	-	923251940			Sidist-Kilo			
	Kebena Adventist	Mission	0111-237005	938648213	14038		Kebena			
5	YekaTerara	Government	116461843	924003739	30121		Megenagna			
	Yeka	Government	116183725	923986513	30013		English Embassy			
	Kokebetsibah	Government	116181720	910871584			kebena			
	AFA	Private		926765579			Yeka Michael			
6	BirhanGuzo	Government	115155165	913359229			Enderase			
	Miss ford	Government	115157247	960138321			Kasanchis			
	NigatKokeb	Government	115534423	921331383			Aware			
	Ethiopia Andinet	Government	115518711	913376993			AratkiloGebreal			



Education Statistics Annual Abstract 2011 E.C (2018/19 G.C)

Subcity	Woreda			Telephone		PoBox	E-mail	location	
		School Name	Ownership	Office	Mobile				
6	7	Temsalet 2000	Private	115150272	911910913			Aware	
		Crown youth	Private	115533461	927709583			Aware	
	YekaMisraqChora	Government	116181768	911715470			British Embassy		
	AdewaBer	Government	116673803	912040386			Signal		
	7	Yeka Global	Private	116180197	911645191			British Embassy	
		CHH	Private	116611051	917829889	31638	chh@ethionet.et	HaYahulet	
	8	Indian International	Private	118591435	911881775	5595	IIS@.et	Qebena	
		BiruhTesda	Government	116632247	911365107			Woreda 08	
		Abiyot	Government	116518130	913303223			Central Shewa Hotel	
		Wotatoch Genet	Government	116183562	913124316			Sholla	
		TesfaBirhan	Government	116185675	912242759			Sholla	
		Magic Carpet	Private	116636605	913646427			Chefe Tena tabiya	
		St Michael	Private	116185542	911282416			Lem Hotel	
		School of Tomorrow	Private		911677860			Lem Hotel	
		Sarina	Private	911624760	116183508			Lem Hotel	
		Blue Bird	Private	116623293	911603862			22 Mazoria	
		Goal	Private	911231679	913995960			Wubet Building	
		9	Kotebe Adventist	Church	116515460	913888480	190346	-	
			KotebeMekaneyesuse	Church	-	913001305	190020	-	
			Andinet international	International	116479986	920557787	1289	-	
	World Wide orphan foundation/1-4/		NGO	910161740	911743936	101763	worldwideorphanseth@gmail.com		
	St.Michaelkotebe branch		Private	116466999	910005874	81277	St.michaelschool@yahoo.com		
	Mavis		Private	116466822	911017060	-	-		
	Cristolobe		Private	118656689	913683976	3351	-		
	EB No 1		Private	116463377	911431643	9998	-		
	Lucy		Private	116465665	911812364	12180	-		
	Zehagere Gelila		Private	114460986	911172337	-	Hiwot-ethiopia@yahoo.com		
	Elmo/1-3/		Private	116466677	911049458	180365	-		
	Academy for excellence		Private	930100573	911456996	10721	-		
	Fairway		Private	116476259	921223531	-	-		
	YekaDebreMihretkidaneMihret		Church	116454999	913089005	-	-		
	10	World Wide orphan foundation/5-8/	NGO	910161740	911743936	101763	worldwideorphanseth@gmail.com		
		Elmo/4-8/	Private	116464004	913380809	180365	-		
		EBNo 2	Private	118694645	939666565	9998	-		
		Salayish	Government	011-8389389	911056088			Salayish	
		Ethio wales Global	Privet	011-6675031	930109955	7808		Salayish	
		Belltower	Privet		0911-215118			Kidane Mihret	
		Ethio vision	Privet		0911-487803			Gohi	
		Yeametah	Privet		0913-394569			Ankorcha	
	10	Eyor	Privet		0911-108442			Gohi	
		Alab No.2	Privet		0912-216164			Ankorcha	
		Selo	Privet		0911-924009			Ankorcha	
Flower		Privet		0912-022087			Shed		



Education Statistics Annual Abstract 2011 E.C (2018/19 G.C)

Subcity	Woreda	School Name	Ownership	Telephone			E-mail	location		
				Office	Mobile	PoBox				
11		Hamer	private	-	913578120		-	Around Se lam dabo bet		
		Dja/wondrad	Government	116463414	913220141	19300	-	Infront of w-11		
		Beza	private	1166033072	910911538	-	-	CMC		
		EdigetTajeb	private	116601905	913602661	1316	-	Sefer genet		
		Marvel	private	116464029	924373247	1478	-	Around Dja/wondrad		
		Rohobot	private	-	911011451	-	-	Around Selam dabo bet		
		Selam children village 1	Mission	118962040	911017085	8075	-	CMC		
		Newway youth	private	116602522	911919921	14114	-	CMC		
		Magnent	private	116675888	946621679	-	-	CMC		
		Liziyum	Private	116602272	911728907	-	-	CMC		
		Deliverance	private	-	912073186	-	-	Kotebe University College		
		Fresh and Green	private	1116678512	913577650	190406	-	Kotebe University College		
		Hillside	private	116466940	911203834	21616	-	CMC		
		Mebleteachers association	private	-	911707309	-	-	Around Slam dabo bet		
		RootIndianInternational	International	116601206	911932991	27196	-	Kotebe University College		
		Rigbe	private	116601935	911408325	34687	-	Kotebe University College		
		Union	private	-	940346905	138	-	Kotebe University College		
		School of Liboro	private	-	912164628	-	-	Selamdabo bet akababi		
		Kotebe	Government	116677859	913663545	34687	-	Kotebe University College		
		Univrsal	private	-	913208269	-	-	Eductional Bureau Ategeb		
		Apple	private	-	911310933	31526	-	Kotebe University College		
		Macmillan	private	-	911795555	-	-			
		Selam children village 2	Mission		911839378					
		12		Karallo	Government					Karallo
				KotebeBirhaneHiwot	Government					Demamite
				Abado	Government	118681448				Abado
Happy Village Adiet	Private				911210437			Happy Village		
Sefeakadamy	Private				911481681			Mesalemiya		
Esayam	Private			116600067				Mesalemiya		
Future Youth	Private				911959561			Sara		
Bright hope	Private				911348800			Karallo		
Tsion	Private				912191045			Abado		
H/H One	Private			116603423				Happy Village		
New Sunlight	Private				11682047			Karallo		
Noele No.2	Private				911447984			Happy Village		
Mekilit No.2	Private				913504010			Karallo		
KotebekidaneMihret	Private			116601122				Sara		
Abi	Private				911635331			Karallo		
Abniki	Private		912003795			Karallo				
Rakher 1	Private	-	910988415			Abado				



Education Statistics Annual Abstract 2011 E.C (2018/19 G.C)

Subcity	Woreda	School Name	Ownership	Telephone		PoBox	E-mail	location
				Office	Mobile			
13		Eshcol	Chruch	011-6514165	09-13411524	722		Meri
		Kipas	Private	011-6603497	09-25762192	57972		Me-Loke
		Hana	Private	011-6601256	09-13623275	22034		Me-Loke
		Argiti Meri	Private		09-13056758			Meri
		Abune-Gorgorious	Private	011-8681332	09-11713061			Meri
		School of Tomorrow	Private	011-6605584	09-11067390			Meri
		St-Teriza	Private	011-8298274	09-10826551			Mis-Loke
		Zagol	Private		09-11103281			Meri
		Deliverance	Private		09-40298032			Meri
		Vector Special need	NGO		09-11907102			Ayat
		YekaTaffo	Government	011-8389209	09-38038969			Taffo
		Meri Hidase	Government	011-6601523	09-10045720			Meri



Secondary

Sub city	Woreda	School Name	Ownership	Telephone			E-mail	location
				Office	Mobile	PoBox		
Addis Ketema	1	Yemen Community	Non-Gov't	112777497	911884520	-	-	
	3	Dilachin	Government	112775610	912115624	14372		Near Amanuel Hospital/church
	3	Radical	Private	118704640	930033283	81091	rdcl@gmail.com	Near Amanuel Hospital/church
	5	Bethel Mekan Yesus	Mission/Church	112754320	913741043	1111	----	Paster
	5	Abyssinia	Government	0112770951/52	911132649	160248		Quasmeda
	8	Yekatit 23	Government	118299735	911618901	513		Mesalemiya
	8	D/Haile Kidus Raguel	Church	112759328	911795394	23351		Merkato
	10	Efoyta	Governmental	112804094	913019550	19340	--	Atena tera
	10	Al-Afia Kunuz	Private	112797613	911982945	50210	Learnatal-afia@gmail.com	Atena tera
	10	Bingham	International	0112791780/81	911195531	4937	office@bingamacademy.net	Atena tera
Akaki Kality	1	Fitawrary Abayneh Metekia	Government	114348920	913044755	1072		Keste Demena
		Akaki Adventist	Mission	114340006	911472318	25		Akaki Health Center
		Akaki L'esperance	NGO	0114340284, 0114345686/87	911760277	100713	Ncao@ethio.net	Kilinto Maremiya
	2	Ethio Japan	Government	0114346853/43	911804567	540CODE1230		Akaki TEL Institution
	4	Ethio National	Private	114342093	911487774	3065		Kality Total
	6	Bulbula	Government	0114426031/2	913047207	4071036		Saris Around Zembaba Hospital
		School Of Aygoda	Private	0114404379/8	911422771	128887		Saris Around Zembaba Hospital
	7	Kality	Government	114396550	912138041			Around Cheralia Factory
		A.A Maremiya	Government		913076129			Kaliti Prison
	8	Beseka	Government	114340036				Hindoch Gibe
School Of Indiana		Private	114342400				Around Kality Total	
Arada	1	Tikur Anbesa	Government	115529541	-	5388	-	
		Nativity Girls	Mission	111562565	-	21794	-	
		Lideta Catholic	Mission	011156 33 99	-	22896	-	
		Lycee Franco-Ethiopia	Others	011155 2173	-	1496	Lycee-addis@ethio.net.et	
	2	Agazian No.3	Government	111114210	911838355			Gojam berenda
	3	Nejashi	Others	118696353	930105628	-	nejashiacadami@gmail.com	Yohannes church
	4	Future Hopes	Private	111117606	911137650		futurehopesschool@gmail.com	Sarem Hotel
		Addis Ababa Luteran	church	111111300	911164677	-	-	Ras desta hospital
	5	Betlehem	Government	0111117129	0911993399	22693	bschool27@gmail.com	Semen Hotel
		Jiva	Private	0111569903	0911017214	25414		Dejach Wube
Italy Community		Community	111551396	934497892	970	istitutocompensivo.addisabeba@gmail.com	Semen hotel	



Education Statistics Annual Abstract 2011 E.C (2018/19 G.C)

Sub city	Woreda	School Name	Ownership	Telephone		PoBox	E-mail	location
				Office	Mobile			
	6	Dej/Belay Zeleke	Government	111565246	912119554			Belay zeleke
		Radical	Private	947800202	911140972			5 killo univeristy
		Nazreth	Mission	111112625	913032511			Around seba dereja
		Mekane Eyesus	Mission	111117664	911630463			Around 5 killo
	7	Sandford International	International	0111233726/7	-	30056MA		Minilik Hospital
		Abune Gorgorios	Private	118500128	912079345	-	-	Kebena medihanialem
		Kidane Miheret	Mission	111239555	911132849	2212	Kidane.mehret.school@gmail.com	Kebena Adebabay
	8	Menbere Mengist Kidus Gebriel	Church	111223419		31674	-	Near Bata church
		Meskerem	Government	115502507		-	-	Near Bata health Center
	9	Holly Trinity Cathedral	Church	111233800	911109190	81026	-	Behind to WCM
10	Yekatit 66	Government	111560727	-	27411A.A	-	Piasa	
	Indian International	Community	111117066	-	21499A.A	Inds.addis ababa@mail.com	Piasa	
Bole	1	Ayer Amba	Government	111626281				Ayer Amba
		Character Hall Mark	private	116631041	911998911			Bole Michael
		Bole Kalehiwot	private	116260359	911176878	1036	bolekhs@gmail.com	Apartama
	2	Gibson Youth	private	116613920	911168742	15564	gyaschool@hotmail.com	Near lalibela hotel&desalech
		Prestigious youth	private	116639980	911697879			Near at bole min yitebes hotel
	3	School of Tomorrow	private	116625839	911621466	29605		Infront of airport Gumruk
		British International	Foreign Community	116630707	930078070	5583	-	Around Hayat Hospital
	4	Maria Rubatto	private	116634035	910283664	8850	Maria Rubatto @gmail .com	Be Yohaniskitifo bet gebabilo
		Dr. HadisAlemayehu	Government	116631853	916170534	170585		Be 22 around NB building
	5	Yenegew sew	private	116610233	910531940		Yen.ed@ethionet.et	Beside woreda 5
		Gateway International	private	0116-63-01-39	911653618	3061	info.@gatewayintschool.com	woreda 13
		One planet International	private		912794653			
	6	Vision	private	0116- 47 74 17		27177	Vision Academy Ethiopia@gmail.com	MebratHayle
		Kidist Mariam	private	0116- 46 40 11		18490	Kms@Smuc.edu.ed	MebratHayle
		Macmillan	private	0116- 29 26 41				MebratHayle
7	Gedame Citawyan	cherch	116515635	911694769			Seferu genet	
	Y.R.S	private	118691908	922470116			CMC	
	Fountain Of Knowledge	private	1164577413	911136539	2571110		Aletad	
	Debora	private	116679190	966935858	33024	info.@deborah.school.com	Semit	
	Safari	private	118691809	911469878			Semit	
	Eden	private	116459272	911227686		Eden.school.@.et.yonet.et	shegre	
	Beshale	Government	1166791191	911631595			semit	
9	Ethio Harvard	private	116464699	09 11 08 90 09			Sefera	
	Deliverance	private		09 11 25 90 25			Figa	
12	Bright Future	private	116292300	911875984			Medhanealem	
13	Embute	PLC	116293799	912084073	90007	Embut.school@yahoo.com	Korea Hospital	
	Dibora	private	116294081	924351228	33024	Diborahschool.edu.et@yahoo.com	Mariam Akababi	
	Addis International	private	116626686	913226526	62737		Ethio Air Port	
	Bole Community	Government	116180043	913180649	33531		Bole Homes Akababi	



Education Statistics Annual Abstract 2011 E.C (2018/19 G.C)

Sub city	Woreda	School Name	Ownership	Telephone		PoBox	E-mail	location	
				Office	Mobile				
	14	Glory	private	118681482	913629462	Code 1000	Yoditmeketeg @ Gmail.com	Unity -University	
		Super Holy Seviar	private	116298976	911444752	40182	Super ho1 @tecome .net.et	Unity -University	
		Ethio Parent s'	private	116293473	911214314	25278code 1000	Ethio parentes'gur@ethionet.et	Unity -University	
		Lem	Government	116294092		62245		Koria -hospital	
Gullele	1	Entoto Amba	Government	111222531	912105417	-	-	Shiromeda	
	2	Miskaye Hizunane Medhanialem	Church	111238635	911784123	-	-	Sidist kilo	
		Entoto Wengelawit	Mission	111238635	912437553	-	-	Shiromeda	
	5	Kechene DebereSelam	Government	0111- 57 45 52	09 11 82 71 15	24765	-	Kechene	
	7	Dil Ber	Government		911818156	-	-	Semen mezegaja	
		Lazarist	Mission	112576053	-	-	-	Semen mezegaja	
		St. merry	Mission	111565608	-	-	-	Semen mezegaja	
		El-Bethel	Private	111110882	911697111	-	-	Semen mezegaja	
		Amigonian	Private	111567299	-	-	-	Semen mezegaja	
	8	Rufael Holiseviour	Private	111268021	911671943	80282	-	Addisu Gebeya	
		Elshaday Holy Savior	Private	112593343	9111736702	80282	-	Paulos	
	9	Ethio parent	Private	112593747	911092684	25278	-	Paulos	
		Ke.Azimach Andarge W/Giorgis	Private	112776398	911484994	1295	-	Paster	
		Merewa	Private	112595518	912434147	-	-	Paulos	
		Sumeya	Private	112594196	911958452	16064	-	Rufael	
	10	School of Tomorrow	Private	1127744148	911602307	29605	-	Phaulos area	
		Enat	Private	112594444	911505669	-	-	Shegole	
		Imperial	Private		911103858	-	-	Winget	
			Mieraf	Government	112595276	911193177	-	-	Shegole
	Kirkos	1	Greek Community	Community	115515870	911656892	598	gcs@ethionet.et	Olympia
2		Temnga yazh	Government	114674090	911186170		Debsha12@gmail.com	Wetate meakel	
		Assay	public	115518807	911634841	3146	assai@ethinet.et	Shewa dabo	
3		Dandi Boru	private	115529982	937672818	699	dandiiboru@ehionet.et	Wolo sefere	
		Yetebeberut	Government	114166143	9100433752				
		Future Talent	private	114707161	911420109				
5		Adey Ababa	private	114654617					
		School of Tomorrow	private	116511871	911790525	29605	Schotom.aa@ethionet.et	Sarbet	
		Blue Bird No.8	private	114160195	913908187	8547	Arise@telecom.net.et	Bulgaria	
8		Sunny side	private	114160495	911181358	201121	Info@sunnysideeducation	Bulgaria	
		Misrak Goh	Government					Kasanchis	
9	St.Joseph	Mission	115510868	911611572	7096	sis@ethionet.et	Meskel Adebabay		
11	Shimelis Habte	Government	115156157	912022185	40002				
Kofe	1	Mount Olive	private	1134899	920553489	40504	Moa@et.	Ayer Tena	
		Tigat	private	113480461	913378335	-	-	Ayer Tena	
		Joint Vision	private	113471703	920553489	-	-	Ayer Tena	
		Beteseb	private	113471700	912052483	-	-	Ayer Tena	



Education Statistics Annual Abstract 2011 E.C (2018/19 G.C)

Sub city	Woreda	School Name	Ownership	Telephone		PoBox	E-mail	location	
				Office	Mobile				
	2	Repiabel	private		911217733	20756	Reppi123@gmail.com	Reppi	
		Meweda	private		912052234		Mewedaacc@yahoo.com	Kara kore	
	3	Repi	Government	113488850				(kara kore) Repiorea	
	4	Ayer tena	Government	118829033			Ayer tena1974@.g.mail.com	Ayer tena	
	5	Ewketlefre	Government	01-1-37-19-08-7	911709919			Ewketlefre secondary school@gmail.com	Near to Total square
		Akakikalehiwot	Church	011-34-92-89-5	911828959	----	----		In front of woreda 05
		Merit	private	011-34-82-15-1	911131528	----	----		Ayertena square
		Tesfadirjit	N.G.O	011-34-82-53-4	910335899	-----	----		Ayertena square
		Time intrernational	Private	-	911100259	-----	----		Ayertena square
		Yehmidar	Private	-	09-2273-0929	----	----		Branch of Tabotmadreya com bank betl rood
	6	Anwoliya No2	Private	011-34-96-110	913297836		-----		Betl rood abveworeda 05
		YemaneBirhane	Government		113490678				Woyra
		Renaissance International	private		113495462				Betel
	7	Olive	private		113496363				Betel
		BikolosNur	Private	011 3490097	0920 751616	-	-		Betel Hospital
	8	KeranyoMedhanealem	Government	0113 71 69 94	0911 70 98 38				K/medhanialelem Church
	9	ECS	Private	-	931524072	-	-		Holland Embassy
		Family	Private	-	911306931	-	-	learatfamily@gmil.com	Mebrathail
	11	Kolfe	G	01-12-79-21-57		5404	-		Lukanda
	12	Millinum	Government		921059985				Atena Tera
13	Asko	Government	011 270 52 86					Birichiko	
	Bashewam	private	011 280 39 34					Teroaratmenta	
14	St.John	Church	-----	911036882	171120		Brkassuhotmail.com	Asko	
15	Awolia	Mission	112708174	912860510				Awolia	
	Africa dream	private	112730067	929011058				Awolia	
Lideta	4	Dej/balecha Abanefso	Government	118695102					
	9	Hidase Lideta	Government	118961661					
	10	Africa Hibret	Government	118500100					
Nifas Silk Lafto	1	Lebu	Government	118962403	911668282			Haile Garment	
		Zoskales	Private		911443548			Lebu Kebele	
		Jemo	Private	114712023	910216358			Lebu Musika et	
		Neway Challenge	Private		911554515			Mebrat Haile	
	2	Fana	Government	118961899					
		Future Generation hope	Share Company	113211588					Around German Adebabay
		Liza	Private	113215067					Around Hebir
		Donbosco catholic	Mission	113210831					Around Hebir
		Mieraf	Private		910588601				Gemo around Fana 02
		Gibson youth	Private	113211255					Mechanisa Around woreda 2
	3	Alpha Blen	Share Company	113698021					Michael Adebabay
		Ewuket Lehibret	Government		911167983				Around Total
		Spring of knowledge	Private	113717660					Around Vatican Embassy
	Omega	Private		922579376				Around Total	



Education Statistics Annual Abstract 2011 E.C (2018/19 G.C)

Sub city	Woreda	School Name	Ownership	Telephone		PoBox	E-mail	location
				Office	Mobile			
Yeka	3	Bisrate Gebriel	Private	113727841				Around Bisrate Gebriel
		Cruise	Private		911170662			Around Bisrate Gebriel
		New English	Private		911856389			Ethio Medihanit Fabrica Ategeb
		ICS	Private	113711544				Samit Jerba
	4	School of Nation	Private	113729752	923003535	41189	SchoolofNation@gmail.com	sar bet
		Mekanisa Abadir	Mosque	113202134	911232342	12693	Info.AT.Abadirms	sar bet
	5	Strivers	Private		09 11 397216			Around kidane Mihiret church
		Tiru work	Private	114703868	913312532		Tiru workyahoo.com	Around Woreda 05 health center
		Sedil Le Ethiopia	Government	1114674367	913587371	2892/1000		Around Woreda 05 office
	6	Kids New Flower	private	114669166	911458937	42336		Gofa Mebrat
		Fitawurari Lake Adgeh	Government	114167265	910321751	1032108	Fitawurarilakeadgeh@gmail.com	Gofa Gebriel
		Fromseas	private	114703097	913064412		Fromseas@gmail.com	Gofa Mebrat
	8	BTD	Private	114708000	912096582			
		Frehiwot No2	Government	114424934	921405935	120258	Frehiwot No2 a g Mail com.	Saris kadisco
		El-Bethel	private	114431447	911643875	181660		Saris Addis Sefer
		Falcon	private	114425353	911622832	8840	Falconacademy ethio net.et	Saris Addis Sefer
	9	Typify youth	private	114707617	911244850	--	Fax0114707618	Saris Addis Sefer
		Sinziro	private	114197323	911449969		Sinziro123@gmail.com	Hana Akababi ketena 2
		Finota Loza	private	114195584	910545871	58834		Hana Akababi ketena 8
	12	south west Acadamy	private	114196591	911481338	50010	sewa@ethionet.et	Around Lafto view Hotel
		Abi Info Acadamy	private	114193082	912064466	31563	abiinfo-acadamy@yahoo.com	Lafto Awash Bank Akababi
		Lafto secondary	Government	114196777	911751864			Around Lafto Michael
		Ginbot 20	Government	114198066	912602661	122046		Around 58
	13	School of indian	Private	118494567	913775783	121875	school of indian@ ethio net.et	Jemo-1
		Mark	Private		913059202			Jemo-1
		Southwest	Private	0118965557/8	911335277	50010	S.W.A @ ethio net et	Jemo-1
	2	Higher-12	Government	111140296	911041561	21734		Biretdilidy
		YehaScience & Technology	Private	111548248	911942575	3893		Biretdilidy
		Lemlem	Private	111140074	911612033	30744		mazoriya
		Kebena-Adventist	Mission	0111-237005	938648213	14038		Kebena
KokebeTsibeha		Government	116631644	911111261	850	kokebesecpreschool@gmail.com	kebena	
BirhanGuzo		Government	115547365	911699574			Enderase	
8		TesfaBirhan	Government	116185675	912242759			Sholla
		Magic Carpet	Private	116631486	911433561			Chefe Tena Tabiya
		St. Michael	Private	116185542	913272524			Misrak Atekalay
9		Andinet international	International	116479986	920557787	1289	-	
	Lucy	Private	116465665	911812364	12180	-		
	EB	Private	116461874	911887936	9998	-		
10	Milinium	Government	1116460187	911727535			KidaneMihret	



Education Statistics Annual Abstract 2011 E.C (2018/19 G.C)

Sub city	Woreda	School Name	Ownership	Telephone		PoBox	E-mail	location
				Office	Mobile			
	11	Selam children village	Mission	116458152	911733600	8075		CMC
		Hillside	private	116466940	911204552		Hilsideplc@yhoo.com	CMC
		Magnet	private	116675801	912215062		-	CMC
	12	Karallo	Government	116601037	-	-	-	Karallo
		Kotebekidanemihret	Private	116601122	-	-	-	Sara
	13	EdigetChora	Government	011-8691840	09-22578960			Taffo
School of Tomorrow		Private	011-6605584	09-10248867	29605		Meri	



Education Statistics Annual Abstract 2011 E.C (2018/19 G.C)

Preparatory

Sub city	Woreda	School Name	Ownership	Telephone		PoBox	E-mail	location
				Office	Mobile			
Addis Ketema		Dilachin	Government	112775610	912115624	14372		Near Amanuel Hospital/church
	3	Radical	Private	118204640	911686727	-	rdcl@gmail.com	
	5	Bethel Mekaneyesus	Mission	112752327	911976510	1111		Paster
	7	Addis ketema	Government	112763817	911181692	1173	akps0112763811@gmail.com	Awtobis Tera
	8	D/Haile Kidus Raguel	Church	112759328	911795394	23351		Merkato
	10	AL-afia kunuz	Private	112797613	911982945	50210	Learnatal-afia@gmail.com	Atena tera
Akaki Kality	10	Bingham	International	0112791780/81	911195531	4937	office@bingamacademy.net	Atena tera
	1	Fitawrary Abayneh Metekia	Government	114348920	913044755	1072		Keste Demena
		Akaki Adventist	Mission	114340006	911472318	25		Akaki Health Center
		Akaki L'esperance	NGO	0114340284 ,0114345686/87	911760277	100713		Kilinto Maremiya
	4	Ethio National	Private	114342093	911487774	3065		Kality Total
	6	Bulbula	Government	0114426031/2	913047207	4071036		Saris Around Zembaba Hospital
School Of Aygoda		Private	0114404379/8	911422771	128887		Saris Around Zembaba Hospital	
8	Derartu Tulu	Government	114343426		638		Akaki Kebele 08	
Arada	1	Nativity Girls	Mission	011 156 25 65	-	21794	-	
		Lideta Catholic Cathedral	Mission	011 156 33 99	-	22896	-	
		Lycee Franco-Ethiopia	Others	011 155 21 73	-	1496	Lycee-addis@ethio.net.et	Around tikur anbesa
	4	W/ro Kelemework	Government	111564454	911679003	21595	-	shola
	5	Italy Community	Community	111551396	934497892	970	istitutocomprensivo.addisabeba@gmail.com	Semen hotel
	6	Radical	Private	947800202	911140972			5 killo univeristy
		Nazareth	Mission	111112625	913032511			Around seba dereja
	7	Sandford International	International	0111233726/7	-	30056MA		Minilik Hospital
		Abunegorgorios	Private	118500128	912079345	-	-	Kebena medihanialem
		Kidane Miheret	Mission	111239555	911132849	2212	Kidane.mehret.school@gmail.com	Kebena Adebabay
	8	Menbere Mengist Kidus Gebriel	Church	111223419		31674		Near Bata church
	9	Dagmawi Minilik	Government	111573642	911437921	30146	-	Beside to 4kilo University
Holy Trinity Cathedral		Church	111233799	911109190	81026	-	Behind to WCM	
Bole	1	Bole Kaelhiwot	Private	116260359	911176878	1036	bolehs@gmail.com	Apartama
	2	Prestigious youth	Private	116639980	911697879			Near at bole min yitebes hotel
		School of Tomorrow	private	116625839	911621466	29605		Infront of airport gumruk
	3	Bole Preparatory	Government	0116-627183	911666582	62258		In front of Ednamall
		British International	Community	116630707	930078070	5583		Around Hayat Hospital
	5	Yenegew sew	private	116610233	910531940		Yen.ed@ethionet.et	Beside woreda 5
	6	Vision	Private	0116- 47 74 17		27177	Vision Academy Ethiopia@gmail.com	MebratHayle
Kidist Mariam		Private	0116- 46 40 11		18490	Kms@Smuc.edu.ed	MebratHayle	
Macmillan		Private	0116- 29 26 41				MebratHayle	
7	Gedame Citawyan	cherch	116515635	911694769			Sefere genet	



Education Statistics Annual Abstract 2011 E.C (2018/19 G.C)

Sub city	Woreda	School Name	Ownership	Telephone		PoBox	E-mail	location
				Office	Mobile			
	8	Fountain of Knowledge	Private	1164577413	911136539	2571110		Aletad
		Debora	Private	116679190	966935858	33024	info.@deborah school.com	Semit
		Safari	Private	118691809	911469878			Semit
		Beshale	Government	1166791191	911631595			semit
	9	Deliverance	Private		09 11 25 90 25			Figa
	12	Bright Future	Private	116292300	911875984			medhanealem
	13	Dibora	Private	116294081	924351228	33024	Diborahschool.edu.et@yahoo.com	Mariam Akababi
		Addis International	Private	116626686	913226526	62737		Ethio Air Port
	14	Glory	Private	118681482	913629462	Code 1000	Yoditmeketeg@Gmail.com	Unity -University
		Super Holy sevir	Private	116298976	911444752	40182	Super ho1 @tecome .net.et	Unity -University
Ethio parent s'		Private	116293473	911214314	25278code 1000	Ethio parentes' gur@ethionet.et	Unity -University	
Gullele	2	Yekatit-12	Government	111224956	911945641	-	-	Sidiskilo
		Miskaye Hizunan Medhanialem	Church	111238635	911784123	-	-	Sidiskilo
	7	Lazarist	Mission	112576053	-	-	-	Semen mezegaja
	7	St. Merry	Mission	111565608	-	-	-	Semen mezegaja
	8	Rufael Holisaviour	Private	111268021	911671943	80282	-	Addisu Gebeya
	9	Elshaday Holy Savior	Private	112593343		9.112E+09	80282	-
	9	Ethio parent	Private	112593747	911092684	25278	-	Paulos
	9	Kegn. Azimach W/Giorgis	Andarge Private	112776398	911484994	1295	-	Paster
	9	Sumeya	Private	112594196	911958452	16064	-	Paulos
	9	Medhanialem	Government	112593438	911151063	3623	-	Paulos
10	Enat	Private	112594444	911505669	-	-	Shegole	
10	Imperial	Private		911103858	-	-	Wingate	
Kirkos	1	Greek Community	Community	115515870	911656892	598	gcs@ethionet.et	Olompia
	2	Assay	Public	115518807	911634841	3146	assai@ethinet.et	Shewa dabo
		Dandi Boru	Private	115529982	937672818	699	dandiboru@ethinet.et	Wolo sefere
	3	Future Talent	Private	114707161	911420109			
		Adey Abeba	Private	114654617				
	4	Abyot Kirs	Government	114167508	914478795	4936	-	-
5	Sunny Side	Private	114160495	911181358	201121	Info@sunnysideeducation	Bulgaria	
9	St. Joseph	Mission	115510868	911611572	7096	sjs@ethionet.et	Meskel Adebabay	
Kofe	1	Mount Olive	Private	1134899	912052483	40504	Moa@et.	Ayer Tena
		BetesebAcadamy	Private	113471700	912052483	-	-	Gerar
	2	Meweda	Private		912052234		Mewedaacc@yahoo.com	Kara kore
3	Atlas Primary	Private	113481557	911570144			RepiAkababi (kara kore)	



Education Statistics Annual Abstract 2011 E.C (2018/19 G.C)

Sub city	Woreda	School Name	Ownership	Telephone		PoBox	E-mail	location
				Office	Mobile			
	4	Ayer tena	Government	118829033			Ayer tena1974@.g.mail.com	Ayer tena
		Alfa keraniyo	Private	113498816		464 Code 1033		Ayer tenaAlem bank
		Yetiwledtesfa	Share		911205003	59015		Ayer tenaAlem bank
	5	yehmidar	private		09-2273-0929	---	----	
		Merit	Private	011-34-82-15-1	011-34-82-15-1	---	----	
		Time International	Private		09-11-10-02-59	----	----	
	7	BikolosNur	Private	011 3490097	0920 751616	-	-	Betel Hospital
	8	KerniyoMedhanealem	Government	0113 71 69 94	0911 70 98 38			K/medhanialelem Church
	9	Family school	Private	-	911306931	-	learatfamily@gmil.com	Mebrathail
	11	Family school	Private	-	911306931	-	learatfamily@gmil.com	Mebrathail
	12	Millinium	Government		921059985			Atena Tera
	13	Bashewam	private	011 280 39 34				Teroaratmenta
	14	St.John	Church	-----	911036882	171120	Brkassuhotmail.com	Asko
	15	Awolia	Mission	112708174	912860510			Awolia
		Africa dream	private	112730067	929011058			Awolia
Lideta	4	Dej/balecha Abanefso	Government	118695102				
Nifas Silk Lafto	1	Neway Challenge	Private	114712023	911554515			Mebrat Haile
		Zoskales	Private	118962403	911443548			Lebu Kebele
	2	Gibson youth	Private	113211255				
		Future Generation hope	Government	113211588				
		Liza	Private	113215067				
		Donbosco catholic	Mission	118307421				
	3	Higher 23	Government		91184952			Around Bisrate Gebriel
		Spring of knowledge	Private	113717660				Around Vatican Embassy
		Omega	Private		922579376			Around Total
		Bisrate Gebriel	Private	113727841				Around Bisrate Gebriel
		Cruise	Private		911170662			Around Bisrate Gebriel
		New English	Private		911856389			Ethio Medihanit febrica Ategeb
		ICS	Private	113711544				Samit Jerba
	4	School of Nation	Private	113729752	923003535	41189	SchoolofNation@gmail.com	sar bet
		Mekanisa Abadir	Mosque	113202134	911232342	12693	Info.AT.Abadirms	sar bet
	6	Kids New Flower	Private	114669166	911458937	42336		Gofa Mebrat
	9	Frehiwot No2	Government	114424934	921405935	120258	Frehiwot No2 a g Mail com.	Saris kadisco
		El-Bethel	private	114431447	911643875	181660		Saris Addis Sefer
		Falcon	private	114425353	911622832	8840	Falconacademy ethio net.et	Saris Addis Sefer
		Typify	private	114707617	911244850	--	Fax0114707618	Saris Addis Sefer
	12	South west	private	114196591	911481338	50010	sewa@ethionet.et	Around Lafto view Hotel
Abi Info		private	114193082	912064466	31563	abiinfo-acadamy@yahoo.com	Lafto Awash Bank Akababi	
Ginbot 20		Government	114198066	912602661	122046		Around 58	
13	Southwest(jemo)	Private	0118965557/8	913335277	50010	S.W.A @ ethio net et	Jemo-1	



Education Statistics Annual Abstract 2011 E.C (2018/19 G.C)

Sub city	Woreda	School Name	Ownership	Telephone		PoBox	E-mail	location
				Office	Mobile			
Yeka	2	YehaScience & Technology	Private	111548248	911942575	3893		Biretdilid
	2	Lemlem	Private	111140074	911612033	30744		mazoriya
	5	Kokebe tsibeha	Government	116631644	911111261	850	kokebesecpreschool@gmail.com	kobena
	8	Magic Carpet	Private	116631486	911433561			Chefe Tena Tabiya
		St. Michael	Private	116185542	913272524			Misrak Atekalay
	9	Andinet international	International	116479986	920557787	1289	-	
		Lucy	Private	116465665	911812364	12180	-	
		EB	Private	116461874	911887936	9998	-	
	11	Dja/wondrad	Government	116456197	911144308	30150	-	In front of W-11
		Hillside	Private	116466940	911204552		Hilsideplc@yhoo.com	CMC
		Magnet	Private	116675801	912215062		-	CMC
	13	School of Tomorrow	Private	011-6605584	09-10248867	29605		Meri

