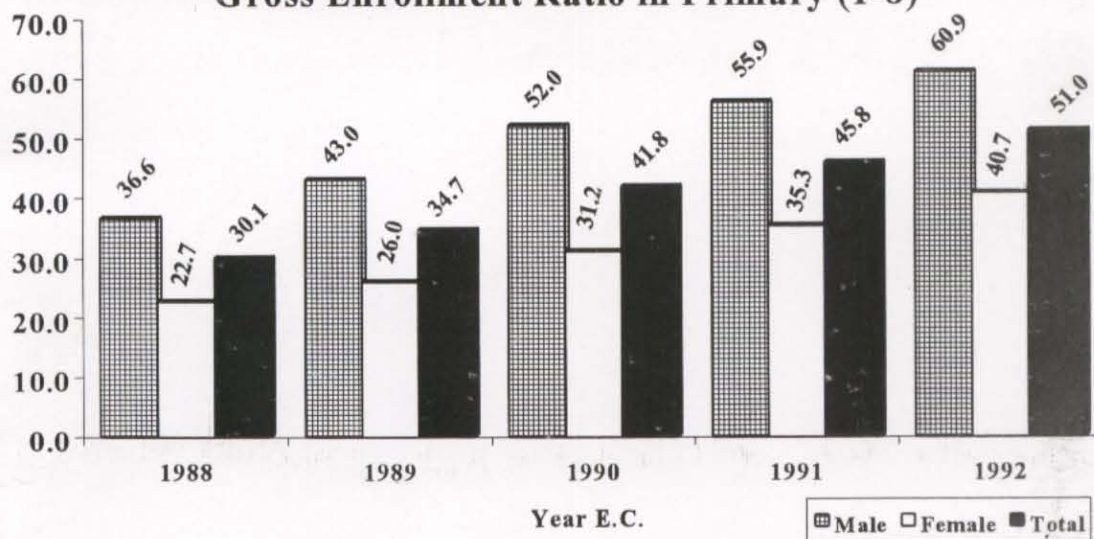


# EDUCATION STATISTICS ANNUAL ABSTRACT 1992 E.C. /1999-2000/



**Gross Enrollment Ratio in Primary (1-8)**



Education Management Information Systems  
Ministry of Education  
August 2000  
Addis Ababa

# EDUCATION STATISTICS

## ANNUAL ABSTRACT

1992 E.C. /1999-2000/



Education Management Information Systems

Ministry of Education

August 2000

Addis Ababa

## Table of Contents

<b>Contents</b>		<b>Page</b>
1.	Introduction .....	1
2.	Summary Tables .....	20
3.	Education Expenditure .....	46
4.	Kindergarten School .....	47
5.	General Education .....	48
5.1	Enrollment by Grade .....	48
5.2	Repeaters by Grade .....	56
5.3	Sections .....	64
5.4	Teachers .....	69
5.5	Schools .....	84
5.6	Facilities .....	88
6.	Flow Rates .....	98
7.	Technical and Vocational .....	105
8.	Teachers Training Institution (TTI) .....	107
9.	Grade 12 Examination Data .....	108
10.	Higher Education .....	109
10.1	Institution of Higher Education .....	110
10.2	Summary Tables .....	111
10.3	Enrollment .....	114
10.4	Readmission .....	123
10.5	Graduates .....	126
10.6	Teaching Staff .....	131
10.7	Administrative Staff .....	152
10.8	Scholarship Students .....	156
10.9	Recurrent Budget .....	160
10.10	Continuing Education .....	161

## INTRODUCTION

The Ministry of Education produces abstract on education every year, the “Education Statistics Annual Abstract”. The Abstract encompasses information both on general and higher education in Ethiopia, from Kindergarten to the level of Higher Education. The publication contains both descriptive and analytical summary on enrolment, teachers, sections, schools, etc. The data further presented by level of education, sex, type, region, urban and rural areas, showing how the provision of education varies regionally and the progress made in recent years.

The main purpose of the publication is to provide relevant, reliable and updated data on education. The 1992 (1999/2000) Education Statistics Abstract tries to serve both as resource of information for the various actors in the education sector for the purposes of research, planning, and the formulation of education policies and plans at both regional and national levels. It is also designed to serve as a “*Means of Verification*” for the educational indicators set for the Education Sector Development (ESDP). In general it tries to reflect the educational development in the country and fulfil the required annual education information for all in need of it.

Ethiopian school level education data is collected via annual school questionnaire, which is being redesigned from time to time to reflect changes in the education system and satisfy the needs of education information. It covers data concerning student enrolment by age and grade, repeaters, teachers, sections (pupils taught together as one 'class'), school infrastructure and finance.

The publication has two main parts: General education and Higher Education. Time series data on enrolment, teachers, sections and schools for the last five years is included to compare the regions and to show the average annual growth rates for each region. Comparisons between the regions are useful in showing how conditions vary regionally. The total figures shown for each region are summaries of very large volumes of information. However, it is important to note that these totals could mask the considerable variations that

exist within regions, or tend to hide information about those individual schools, learners, communities and teachers.

It is hoped, however, the statistical information in this publication will indicate a direction for policy issues related to access, quality, equity, and efficiency in the education sector.

## The Main Education Indicators

In this publication indicators which are internationally acceptable and applicable to our context are included. Education indicators are quantitative measures designed to indicate nature, direction, and extent of change. It is not easy to measure the progress of education, as it has both quantitative and qualitative nature. For example, quantitative indicators are not strong enough to measure the quality of education delivered; however, we use proxy indicators to measure the trend.

Education indicators play an important role in providing a clear picture of the education system and the tangible changes that have occurred as a result of the system and other interventions. Policy makers, planners, and other stakeholders can use it for decision making, further planning, or to take corrective measures on time.

Education indicators could be single statistics (e.g. number of qualified female teachers, number of teachers with university degree, etc.) or composite statistics (gross enrolment ratio, pupil-teacher ratio, pupil-section ratio, etc.). Each indicator can be used individually or in relationship to one another. A single indicator will not give a full picture, but the use of combinations will maximize the power of the indicators.

This abstract assists as a follow-up tool in indicating the ESDP progress. The main sources of data to prepare the abstract are reports from Regional Education Bureaus, different Institutions and Central Statistical Authority's (CSA) population projection, 1992 (1999/2000).

School age population data for each region was taken from the 1999/2000 projected Central Statistical Authority (CSA) population using the Sprague

Multiplier Method, a technique used for interpolating intermediate values in a given series of data, 0-4,5-9, 10-14,etc. The total projected population of Ethiopia for the year 1992 (1999/2000) is about 61,671,869, out of which 49.81% are female and 50.19% are male.

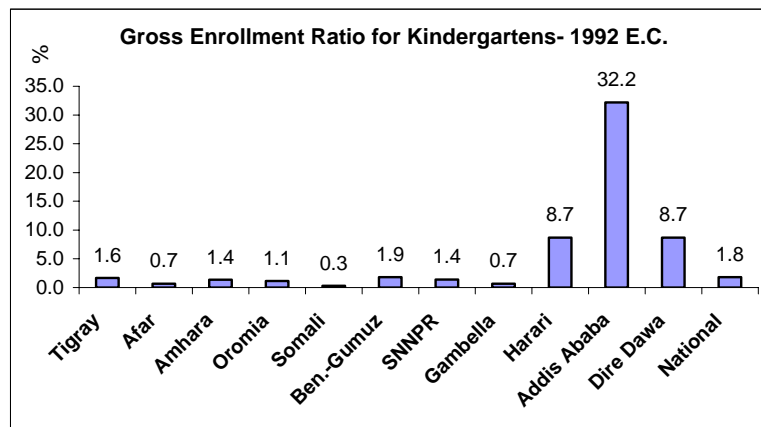
The education data for Afar Region for 1991 E.C. was used from 1990, this year they have sent the actual data for 1992. Since 1987 up to 1991 E.C. there was no up to date data for Somali Region, but this year they have sent the actual data for 1992 E.C.

## Access

### Enrollment in Kindergartens

In Ethiopia kindergartens are run by non-government organizations, owned by community, missions, private individuals, religious institutions, etc. This is both to enhance the involvement of the private sector in education, and also maximize the governments' effort in the other levels of education. This level normally includes pupils of age 4-6, enrolled in the pre-primary education.

**Gross enrollment ratio in kindergarten schools:** is defined as the proportion of total number of children in kindergarten, irrespective of age to total population of age 4-6.



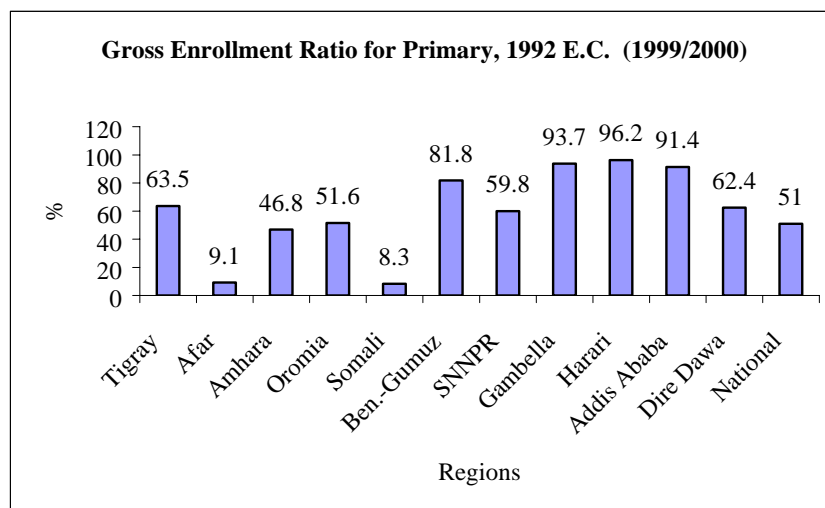
In 1992 E.C. only about 99,710 children in 834 kindergarten schools have been reported to have access out of the estimated total 5,396,040 children of the relevant age group. The above figure shows that the 1992 E.C. GER 1.8%

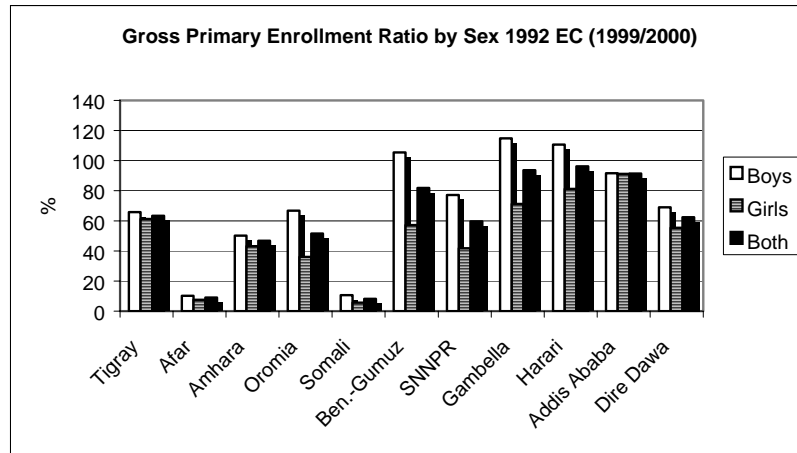
is higher than the previous year (1.7%), but it shows that still around 98% of the 4-6 aged children do not have access to pre primary education.

Regionally, we can also observe from the figure Tigray, Afar, Amhara, Oromya, Somali, Ben.-Gumuz, SNNPR and Gambella Regions have a ratio of less than 2%. Addis Ababa has the highest GER 32.2%, followed by Harari and Dredawa 8.7%.

**Gross Enrollment ratio in primary (1-8):** It is defined as the proportion of total enrollment in primary, irrespective of age, out of the corresponding school age population for primary. This is probably the most widely used indicator of access or participation in developing countries, as the quality of data classified by age is in question. In most cases this figure includes under or overage students, as a result it can be higher than 100%. Normally, the age of students in grades 1-8 have to be 7-14, with the starting age at grade 1 is seven. Hence, it is said to be a crude measure of coverage.

There are about 12,683,585 primary school age population, i.e., between the ages of seven and fourteen, of which 6,462,503 (51%) were enrolled in both cycles of the primary education (grades 1-8) in 1992 E.C. (1999/2000). That is the primary GER at national level is 51%, and when we see GER by sex, it is 40.7% for girls and 60.9% for boys. If we take the grades 1-6 only the GER for the same year is 60.6% for both and 74.2% for boys and 48.3% for girls which shows an encouraging improvement.





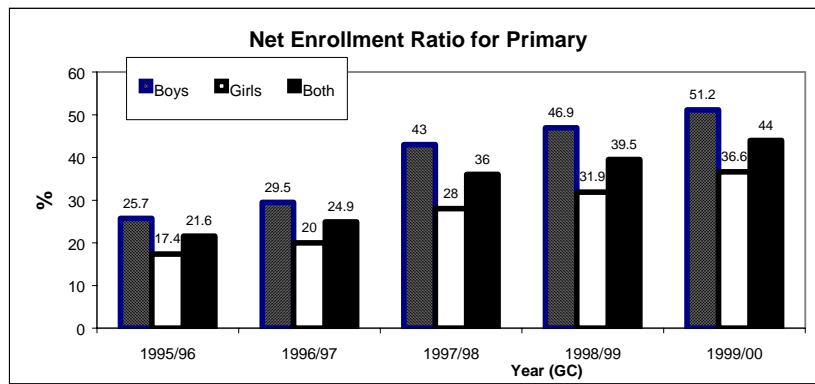
Compared to 1991 E.C., the national GER for primary (1-8) is higher by 5%, while the primary school age population has grown by 1.91% only.

As it can be seen from the above graphs, the participation rates between regions varies enormously. Harari, as usual recorded the highest participation rate where as Somali region has the lowest. When we see girls' participation, Addis Ababa scored the highest 92.1%, and the lowest Somali Region 5.6%,.

### Net enrollment ratio (NER) in primary

This indicator, if it is possible to get reliable age specific data, NER is the best way of measuring participation and is a more refined indicator of coverage in terms of explaining the proportion of pupils enrolled from a specific age group. However, unfortunately, due to various reasons it is very difficult to use this indicator seriously as the age specific data we get from schools has low quality. For example, the net enrollment ratio for primary is calculated as: number of pupils in the age range of 7-14 divided by the total population of children aged 7-14, and multiplied by 100. It is usually lower than the GER as it excludes over-aged and under-aged students, but use the same denominator as GER.



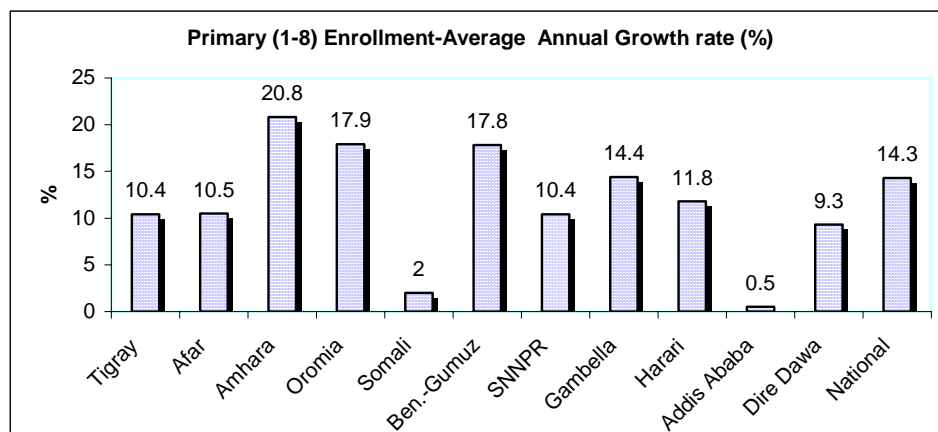


The five years data on primary net enrolment ratio shows an increasing trend as the GER does. Both the GER and NER of Primary, indicate that access is improved through time.

### Primary Enrollment –Average Annual Growth Rate

The average annual growth rate in enrollment in the last five years is estimated by a similar formula used to calculate compound interest. It helps us to understand how coverage is progressing every year in each region and at national level. It estimates the annual rate of increase in enrollment.

The graph below shows the average annual growth rate of enrollment in each region and at a national level. In the last five years (1988-1992 E.C.), the highest annual growth rate is recorded in Amhara Region (20.8%), and lowest in Addis Ababa (0.5%). At a national level the average growth rate for the last five years is 14.3%.



## Enrollment in Senior Secondary Schools

In 1992 E.C. 571,719 students were enrolled in senior secondary schools, which has increased annually at an average growth rate of 9.2% since 1988 E.C. Out of the total enrollment 233,192 were girls, who accounts for 40.8% of the enrollment. The GER for girls is 8.5% and 12.0% for boys. These raise the national GER for secondary to 10.3%. Compared to the previous year, the 1992 E.C. figure for secondary has increased both in terms of number and GER.

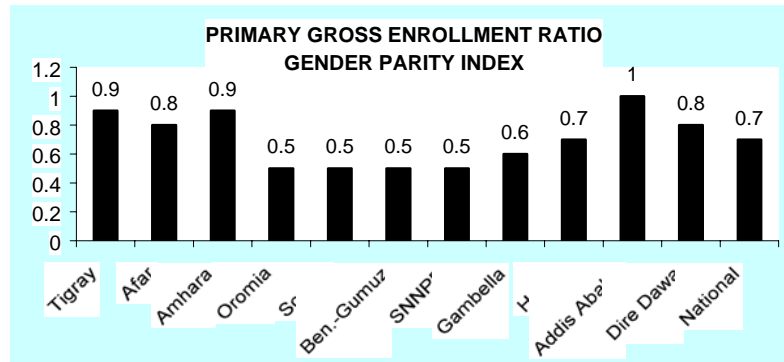
## Higher Education

Total enrollment in the higher education institutions in 1992 E.C. is recorded to be 67,682 in all programmes, Regular, Evening and Kiremt. Out of this non-Government institutions have 8,376 students, which accounts for 12.4% of the total. The non-government institutions are accredited for diploma programs only. Therefore, the non-government institution share of the diploma programs accounts for 23.45%. In this year there were 14,647 female students, which is 21.64% of the total enrollment in the higher education institutions. The participation rate for girls at this level has increased from time to time. For example, in 1991 E.C., at this level, there were 9,769 female students that accounted for only 18.68%.

The statistics show that access to higher education institutions is improving through time for both sexes; and it also confirms that the role of non-Government institutions is significant.

## *Equity*

**Gender Disparity in Primary:** The direction of gender disparity in primary enrollment can be indicated using the Gender Parity Index (GPI), which is the ratio of female to male enrolment ratios. In a situation of perfect equality between boys and girls, the value of GPI is 1, and 0 with highest disparity. GPI equals to 1 may not mean that equal number of females and males have participated in primary education, but compares the proportions of participation.



The above graph illustrates the GPI at regional and national level. It can clearly be observed that in 1992 E.C. (1999/2000), at national level the GPI is 0.7, which indicates that girls' participation is lower than boys are. This is true for all regions except Addis Ababa which has a GPI equals to 1, perfect equality. Oromia, Somali, Be.-Gumuz, and SNNPR have 0.5, the largest disparity between male and female enrolment.

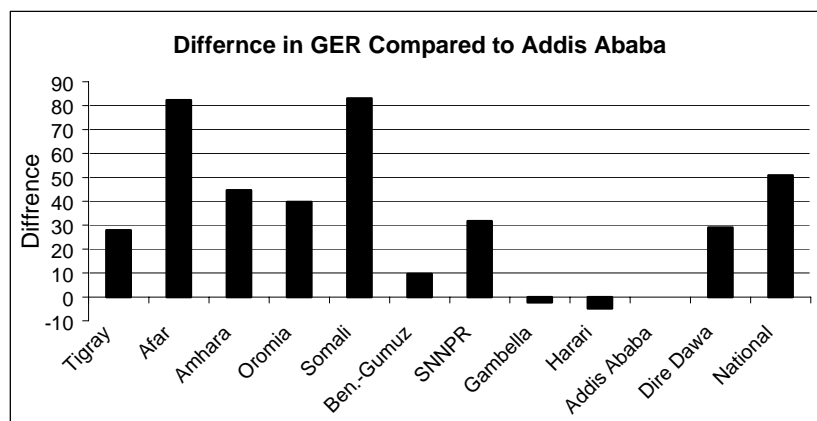
#### Urban-Rural Disparity:

A comparison of rural and urban enrollment indicates that 68% of primary enrollment accounted from rural areas, but when we see enrollment in senior secondary schools, rural enrollment accounts only for 2%. The proportion of girls enrolled in urban and rural can be observed from the following table.

Level	Urban Enrollment		Rural Enrollment	
	% Female	% Male	% Female	% Male
Primary	45	55	36	64
Secondary	41	59	35	65

The proportion of girls enrolled is lower than boys by all comparisons, rural-urban and primary-secondary levels. This tells us that we have to exert much effort to make females, which accounts for half of the population, beneficiary of the education system.

## Regional Disparity



The above figure shows a comparison of primary GER taking Addis Ababa as a point of reference, assuming it has better educational facilities. Only Harari and Gambella Regions showed better participation compared to Addis Ababa, while the rest have much lower primary GER, which also tells us that the regional disparity in access is still high.

## *Quality*

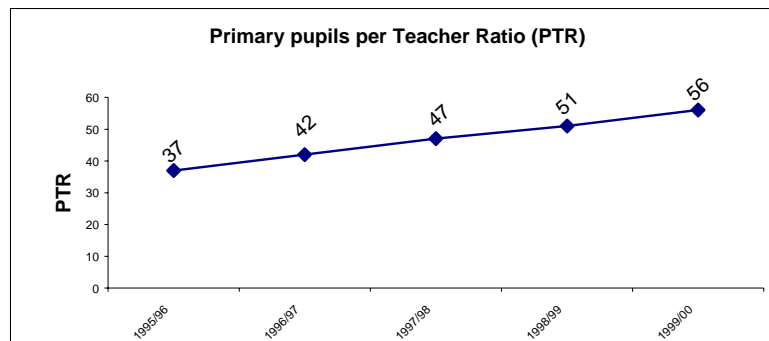
### Percentage of certified primary school teachers

According to the national standards, the first cycle (1-4) primary education requires teachers with minimum qualification of Teacher Training Institutes (TTI) certificate and Teacher Training Colleges' diploma for the second cycle (5-8).

The graph below shows the proportions of certified primary school teachers at regional and national level. At national level 90.0 % of primary school teachers are certified and have the minimum qualification required, TTI certificate and college diploma. Somali has the lowest ratio 60.8%. These figures exclude teachers with qualifications of 12+1 and above, BA/B.Sc. and MA/MSc, as we have no information if they are certified for teaching. If the figures had included the percentage of certified teachers could have been higher than 90.0%.



class work. On the other hand, lower PTR may indicate inefficient or under utilization of teachers, which absorbs the lion-share of the education budget. Having low or high PTR alone may not help us much as the quality of education depends on the mode of delivery, commitment and capacity of the teacher in the class and other factors.



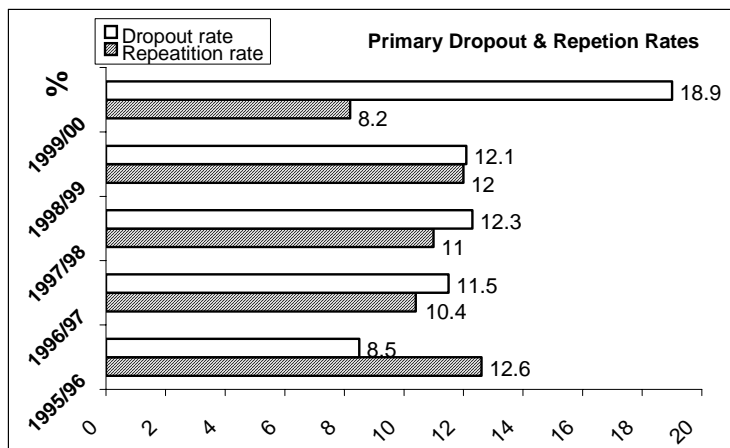
However, this indicator is very useful when there is a standard set in the context of the country.

Primary PTR in the last five years shows an increasing trend at national level, from 37 in 1988 E.C. (1995/96) to 56 in 1992 E.C. (1999/2000), which is higher than the standard for primary by 6 (the trend for the last five years is presented in the above figure).

The PTR for secondary has reached 44 in 1992 E.C. (1999/2000). Usually the national level indicators show the general direction, and may not show clear pictures, as it masks the variations at lower levels. PTR at school level shows a better image of the teaching learning process.

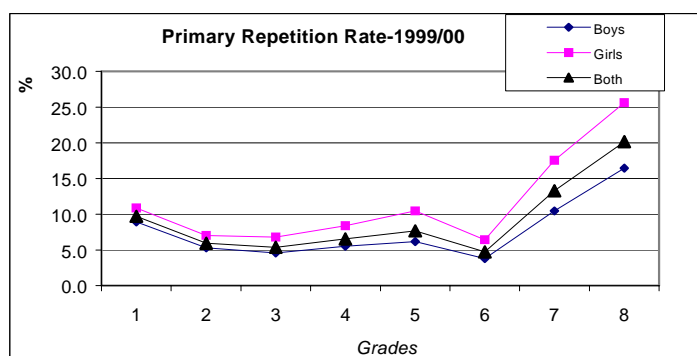
**Pupil-Section Ratio (PSR):** This ratio is one of the efficiency indicators, as lower ratio in comparison to the national standard means under utilization of resources. In 1992 E.C. this ratio is 66.4 for primary and 74.9 for secondary schools.

**Efficiency Rates:** These rates help us to understand how the education system works in terms of the use of available resource and time. A student has three paths in a particular academic year, i.e. Promotion, repetition or dropout. These rates are commonly used to measure the efficiency of the education system in producing graduates of particular education cycle. Repeating a grade means utilizing more resource than allocated to a student, and leaving a school (dropout) before completing a particular cycle of education is also wastage of resources. In both cases, the meager resource allocated for education and time will be wasted or under utilized. Therefore, Repetition and Dropout rates are indicators of the level of inefficiency of the education system.



We can observe from the above graph that repetition rate shows a tendency of decreasing while the dropout rate is increasing in the last five years. The 1992 E.C. (1999/2000) figure shows that 72.9% of the previous year students have promoted to the next grade and the remaining 18.9% have dropped out and 8.2% have repeated.

**Repetition Rates by Grade:** This indicator measures the proportion of students who have remained in the same grade over one year, and have used more resource for that grade. pupils use more resources allocated to school than those who pass to next grade the following year.



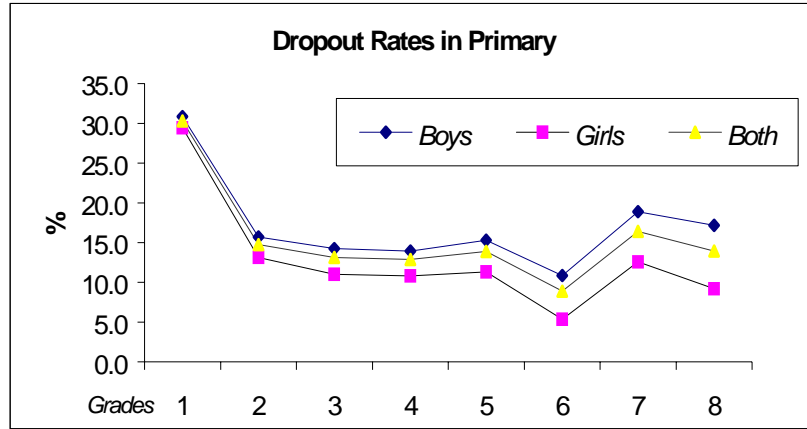
The resources are in the form of teacher salary, school materials and facilities etc. This reduces the internal efficiency of the system. The policy states automatic promotion at the first three grades of primary. But in practice repeaters in these grades are still reported.

The above graph shows repetition rates by grades in primary. The following facts can be observed from the graph.

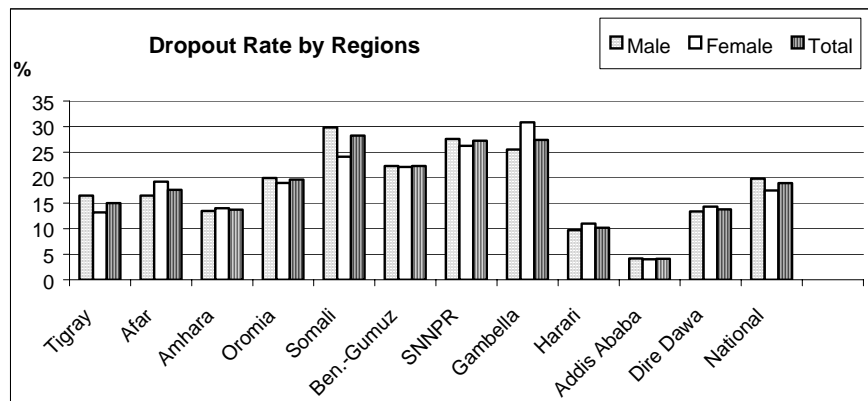
- Girl's repetition rate in all grades is higher than boys. The repetition rate for girls, boys and both combined show similar pattern. For all the lowest is at grade six and the highest at grade 8.
- The rate at grade 1 is 10.9%, which is far better compared to the previous year, which was 17.3%.

**Dropout Rates by Grade:** The proportion of pupils who leave the school varies from grade to grade. In most cases this figure is higher for grade one. At national level, 30.3% of pupils enrolled in grade 1, in 1991 E.C have left school before reaching grade two. The figure below shows that dropout is highest at grade 1 and lowest at grade 6. The average duration of study for dropouts (who do not complete their primary schooling), i.e. the average number of years they stayed in the education system before they dropout is 3.3 for boys and 3.4 for girls. Even though it is not significant, the figure tells us that girls stay more in the primary education than boys do.





The figure above illustrates that in all grades the rate of dropout is lower for girls than for boys. This also tells us that the primary retention rate for girls is improving.

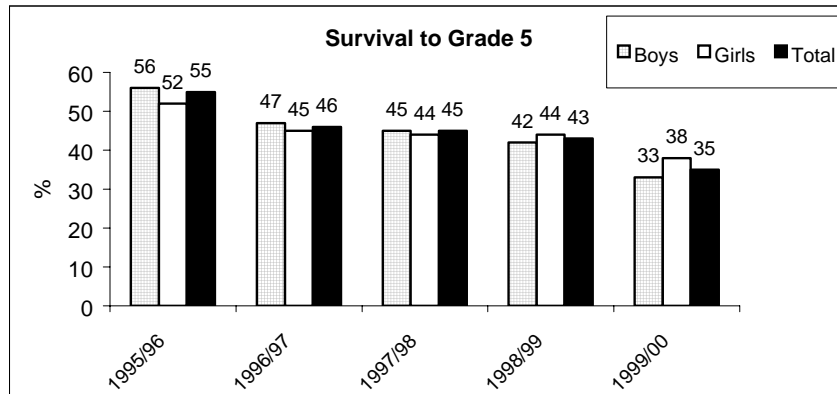


The above graph shows the dropout rate in each region during the last academic year (1991 E.C.). Somali Region had the highest dropout rate 28.2% in total, and Gambella the highest 30.8% in girls dropout.

The reasons for dropouts vary from region to region; however, particularly for 1992 E.C., the draught and war are believed to be the main causes in some regions. In this regard it requires the effort of all concerned to encourage students to continue their education and complete at least primary education.

**Survival Rate to Grade 5:** Survival rate at this grade is used to estimate the percentage of students who will complete the first cycle of primary education, since the completion of at least 4 years of schooling is commonly considered a pre-requisite for a sustainable level of literacy.

Survival rate approaching 100% indicates a high level of retention and low incidence of dropout. The reliability of this indicator depends on the consistency of data on enrolment and repeaters both in terms of coverage over time and across grades. We use Cohort Analysis to calculate this rate, by assuming a group of pupils who are enrolled in grade 1 at the same time and no other students joining the group or transfer with in 10 years, as completing primary education requires minimum 8 years and maximum 10 years.

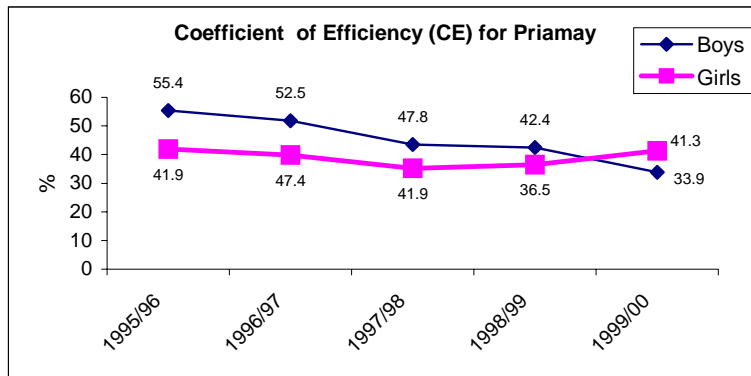


The cohort flow model constructed for the last five years, as indicated in the above graph, showed that survival rate to grade 5 is decreasing from year to year, in other words, the level of retention in the first cycle of primary is decreasing through time. However, it shows that since 1991 E.C. (1999/2000), the survival rate to grade 5 for girls is better compared to boys.

**Coefficient of Efficiency (CE):** This efficiency indicator is calculated based on the result of the cohort analysis. It mainly depends on graduates (outputs) and the time required to produce. It is based on the definition that one school year spent in a grade by a pupil is counted as one pupil-year. The coefficient of efficiency is the ratio of the ideal (optimal) number of pupil-years required (with no repetition nor dropout) to produce a number of graduates from a given school cohort in primary education expressed as a percentage of the actual number of pupil-years spent to produce the same number of graduates. It is the reciprocal of the input-output ratio. It is used as an alternative indicator of internal efficiency.

It measures the impact of dropout and repetition combined in relation to graduates from the primary education. The maximum value of CE is 100,

which indicates highly efficient system and low CE tells that the system is inefficient.



In 1992 E.C. the Coefficient of Efficiency shows that it was only 36.6%. This figure was better for girls 41.3% and boys 33.9%, that is better for girls compared to boys. As could be seen from the graph above, the efficiency of the system of primary education for girls is improving through time while for boys it shows a tendency of decreasing. The pattern seems to warn us that educators, planners, decision makers and all concerned have to pay attention to investigate the causes so that timely corrective measures can be done.

### Education Expenditure:

The amount of budget allocated to the sector is one of the most useful indicators of development. The education budget statistics has showed that the actual/preliminary expenditure has increased through time. It was 1.383 billion Birr in actual expenditure in 1988 E.C. (1995/96), which by 1992 E.C. (1999/200) the budget was raised to 2.304 billion Birr, a remarkable increase with in five years.

### School Facilities

School facilities have impact on accesses, quality, efficiency and equity. The school facilities are tools to attract students in general and girls in particular.

The availability of shift system, water, latrines, clinic, libraries and pedagogical centers in schools in 1992 E.C. is presented in the following table. Significant numbers of schools haven't reported on the availability of the mentioned facilities. This table shows only for those schools that have reported on the issue.

Level	Shift System		Water		Latrines		Clinic		Library		Pedagogical Center		No. of Laboratories
	No	yes	Yes	No	Yes	No	Yes	No	Yes	No	Yes	No	
1-4	3430	935	1741	2427	1613	1280	33	3759	683	2328	2372	1701	-
1-8	3456	3419	3339	2370	1197	1196	170	6064	2519	4011	5745	1028	-
9-12	59	215	226	46	252	10	40	208	259	14	236	36	481
1-12	61	67	89	34	121	5	19	98	114	13	104	20	158
Total	7006	4636	5395	4877	3183	2491	262	10129	3575	6366	8457	2785	639

- **Shift system:** In 1992 E.C. 38.5% of primary and 68.8% secondary schools reported to use shift systems (primary schools in 1-12 are also considered).
- **Water:** About 45.3% (5395) of all schools have reported to have water facilities.
- **Latrines:** Only 29.7% (3183) of all schools reported to have latrines.
- **Clinics:** Of all schools, only 2.2% (262) of them reported to have clinics serving students.
- **Pedagogical Center:** all levels combined, 71.1% of the schools reported to have pedagogical centers.
- **Laboratories:** The availability of 639 laboratory facilities in the senior secondary schools is reported. The figure is higher compared to the number of secondary schools (410), this is because some schools have two or more laboratories.

Significant proportions of the schools have not reported at all about facilities. However, from the table, except for the Pedagogical Centers and laboratories, it can be concluded that most of the schools are not suitable to attract students.

### *The Education Sector Development Program (ESDP)*

The Education Sector Development Program is the first five-year program of the twenty years long-term plan to achieve Universal Primary Education by the year 2015.

Over the five years period (1997/98-2001/2002), the ESDP is designed to focus on Access, Quality, Efficiency and Equity in education. It also gives

priority for the expansion of primary education with special attention to girls, rural and undeserved areas.

More specifically, ESDP is based on the following objectives.

- Expand access by raising primary enrolment from 3.1 to 7 million and achieve an average gross enrolment ratio of 50% for primary education;
- Improve the quality of education by extending the new curriculum to all levels of the system, increasing the number of certified primary teachers from 85% to 95% and lower the textbook ratio at the primary level from 5:1 to 1:1 in core subjects;
- Increase efficiency by more effective utilization of teachers with an average 50:1 (pupil/teacher ratio) and raising from 49.6% to 80%, the system coefficient reflecting a reduction of the number of dropouts and repeaters’;
- Improving equity by achieving a gross enrolment ratio for primary education at least 25% in undeserved regions; raise the female participation share in primary school from 36.8% to 45%;
- Increase financing for education by raising public expenditure on education to 4.6% of GDP; achieve a target of 5% new school construction owned by non-government institutions, and introduce cost sharing at the tertiary level.

Comparison with *Key Performance indicators of the ESDP*

S. No.	Suggested Indicators	Base-Year 1995/96	Status of 1999/00	2001/02 Target		
1	<b>Budgetary and Expenditure Indicators</b>					
	<ul style="list-style-type: none"> <li>• Education's Share of the total budget (current FY)</li> <li>• Primary education share of the total education budget</li> </ul>	13.7% 46.2%	11.28% n.y.a.	19.0% 65%		
2	Access Indicators					
	<ul style="list-style-type: none"> <li>• Total number of primary schools</li> <li>• Total primary (grade 1-8) enrollments ('000)</li> </ul>	9,670 3,788	11,490 6,463	12,595 7,000		
3	Quality Indicators					
	<ul style="list-style-type: none"> <li>• Share of lower primary (grades 1-4) teachers who are qualified</li> <li>• Total number of upper primary (grades 5-8) teachers</li> <li>• Number of qualified upper primary teachers</li> <li>• Total number of Secondary teachers</li> <li>• Number of qualified Secondary teachers</li> <li>• Number of core primary textbooks in school</li> <li>• Grade 8 examination pass rate</li> <li>• Grade 4 sample assessment of learning achievements</li> </ul>	85% 27,381 5,729 12,143 4,910 2,273,000 61.7% n.y.a.	89.6% 39,145 7,205 13,154 4,858 13,643,000* 82.39% n.y.a.	95% 36,777 20,000 17,463 10,760 51,000,000 80.0% n.y.a.		
	4	Efficiency indicators				
		<ul style="list-style-type: none"> <li>• Primary school student: section ratio</li> <li>• Secondary school student: section ratio</li> <li>• Grade 1 dropout rate</li> <li>• Total primary school dropout</li> <li>• Average grade 4 to 8 repetition rate</li> <li>• Average grade 4 to 8 repetition rate for girls</li> <li>• Coefficient of primary school efficiency</li> </ul>	52 63 28.5% 8.4% 12.8% 16.2% 60%	66.4 74.9 30.3% 18.9% 12.9% 9.5% 36.6%	50 50 14.2% 4.2% 6.4% 8.1% 80.0%	
		5	Equity Indicators			
			<ul style="list-style-type: none"> <li>• Gross primary enrollment ratio in the two most under-served areas</li> <li>• Share of girls in primary school enrollment (grades 1-6)</li> </ul>	16.2% 38.0%	8.53% 39.2%	25.0% 45.0%

n.y.a.: not yet available

\* Excluding Somali Region Data

As over 85% of these indicators are planned to be verified by the educational statistics to be produced by EMIS, for comparison, the available information for 1992 E.C. (1999/2000) is indicated in the fourth column of the table.

## General Education

Level	1988	1992	AAGR
<b>1. Enrollment</b>			
1. Primary education			
1.1 Grade 1-6	3380068	5847259	14.7
1.2 Grade 1-8	3787919	6462503	14.3
2. Senior secondary education	402753	571719	9.2
<b>2. Teachers</b>			
1. Primary education	102121	115777	3.2
2. Senior secondary education	12143	13154	2.0
<b>3. Schools</b>			
1. Primary education	9847	11490	3.9
2. Senior secondary education	346	410	4.3
<b>4. Gross Enrolment Ratios</b>			
1. Primary education			
1.1 Grade 1-6	34.6%	60.6%	
1.2 Grade 1-8	30.1%	51.0%	
2. Senior secondary education	8.1%	10.3%	
<b>6. Student Section Ratio</b>			
1. Primary education	53	66.4	
2. Senior secondary education	63	74.9	
<b>7. Pupil/Teacher ratio</b>			
1. Primary education	37	56	
2. Senior secondary education	33	43	
<b>8. Percentage of female students</b>			
1. Primary education	36.8	39.2	
2. Senior secondary education	43.2	40.8	
<b>9. Percentage of female teachers</b>			
1. Primary education	25.7	29.4	
2. Senior secondary education	8.8	8.4	

## Higher Education

	1988	1992	AAGR
<b>1. Enrollment</b>	35027	67682	17.9
<b>2. Graduates</b>	5394	11627	21.2
<b>3. Teachers</b>	1657	2497	10.8

NA: Not Applicable

AAGR: Average Annual Growth Rate

### Total Population, School Age Population, Enrolment and Gross Enrolment Ratios by Region and Sex

#### Primary (Grade 1-6): 1992 E.C. (1999/2000)

Region	Total Population			School Age Population (7-12)			Enrolment			Gross Enrolment Ratio		
	Total	Male	Female	Both	Boys	Girls	Both	Boys	Girls	Both	Boys	Girls
Tigray	3,593,000	1,767,000	1,826,000	570,135	289,700	280,435	399,184	206,516	192,668	70.0	71.3	68.7
Afar	1,188,000	667,000	521,000	181,914	104,538	77,377	19,485	12,679	6,806	10.7	12.1	8.8
Amhara	15,850,000	7,938,000	7,912,000	2,464,617	1,243,513	1,221,105	1,402,780	758,493	644,287	56.9	61.0	52.8
Oromiya	21,694,000	10,833,000	10,861,000	3,465,057	1,748,567	1,716,491	2,149,508	1,407,626	741,882	62.0	80.5	43.2
Somali	3,602,000	1,952,000	1,650,000	605,663	333,292	272,371	61,965	43,093	18,872	10.2	12.9	6.9
Benshangul-Gumuz	523,000	264,000	259,000	84,065	42,964	41,101	84,013	54,799	29,214	99.9	127.5	71.1
SNNP	12,132,000	6,029,000	6,103,000	1,921,168	967,689	953,479	1,374,342	892,279	482,063	71.5	92.2	50.6
Gambella	205,857	104,951	100,906	29,931	15,433	14,498	34,201	20,997	13,204	114.3	136.1	91.1
Harari	154,794	78,061	76,733	19,170	9,840	9,329	21,193	12,604	8,589	110.6	128.1	92.1
Addis Ababa	2,424,000	1,169,000	1,255,000	273,372	131,726	141,646	273,967	130,781	143,186	100.2	99.3	101.1
Dire Dawa	305,218	153,568	151,650	38,471	19,622	18,850	26,621	15,121	11,500	69.2	77.1	61.0
<b>Total</b>	<b>61,671,869</b>	<b>30,955,580</b>	<b>30,716,289</b>	<b>9,653,565</b>	<b>4,906,884</b>	<b>4,746,681</b>	<b>5,847,259</b>	<b>3,554,988</b>	<b>2,292,271</b>	<b>60.6</b>	<b>72.4</b>	<b>48.3</b>

#### Primary (Grade 1-8): 1992 E.C. (1999/2000)

Region	Total Population			School Age Population (7-14)			Enrolment			Gross Enrolment Ratio		
	Total	Male	Female	Both	Boys	Girls	Both	Boys	Girls	Both	Boys	Girls
Tigray	3,593,000	1,767,000	1,826,000	744,617	377,778	366,839	472,834	248,427	224,407	63.5	65.8	61.2
Afar	1,188,000	667,000	521,000	241,739	139,499	102,240	22,088	14,247	7,841	9.1	10.2	7.7
Amhara	15,850,000	7,938,000	7,912,000	3,220,447	1,625,828	1,594,619	1,507,124	817,456	689,668	46.8	50.3	43.2
Oromiya	21,694,000	10,833,000	10,861,000	4,534,325	2,289,593	2,244,732	2,341,195	1,530,614	810,581	51.6	66.9	36.1
Somali	3,602,000	1,952,000	1,650,000	800,695	442,642	358,053	66,834	46,808	20,026	8.3	10.6	5.6
Benshangul-Gumuz	523,000	264,000	259,000	109,717	55,981	53,736	89,777	59,062	30,715	81.8	105.5	57.2
SNNP	12,132,000	6,029,000	6,103,000	2,516,197	1,267,856	1,248,341	1,504,351	981,583	522,768	59.8	77.4	41.9
Gambella	205,857	104,951	100,906	39,933	20,537	19,396	37,421	23,591	13,830	93.7	114.9	71.3
Harari	154,794	78,061	76,733	26,200	13,377	12,823	25,207	14,790	10,417	96.2	110.6	81.2
Addis Ababa	2,424,000	1,169,000	1,255,000	397,210	188,191	209,019	362,921	172,360	190,561	91.4	91.6	91.2
Dire Dawa	305,218	153,568	151,650	52,505	26,528	25,977	32,751	18,332	14,419	62.4	69.1	55.5
<b>Total</b>	<b>61,671,869</b>	<b>30,955,580</b>	<b>30,716,289</b>	<b>12,683,585</b>	<b>6,447,810</b>	<b>6,235,775</b>	<b>6,462,503</b>	<b>3,927,270</b>	<b>2,535,233</b>	<b>51.0</b>	<b>60.9</b>	<b>40.7</b>

#### Secondary: 1992 E.C. (1999/2000)

Region	Total Population			School Age Population (15-18)			Enrolment			Gross Enrolment Ratio		
	Total	Male	Female	Both	Boys	Girls	Both	Boys	Girls	Both	Boys	Girls
Tigray	3,593,000	1,767,000	1,826,000	314,922	158,082	156,840	40,197	26,513	13,684	12.8	16.8	8.7
Afar	1,188,000	667,000	521,000	113,782	67,480	46,302	2,614	1,717	897	2.3	2.5	1.9
Amhara	15,850,000	7,938,000	7,912,000	1,370,503	693,607	676,896	110,970	58,679	52,291	8.1	8.5	7.7
Oromiya	21,694,000	10,833,000	10,861,000	1,939,046	981,762	957,284	173,932	109,975	63,957	9.0	11.2	6.7
Somali	3,602,000	1,952,000	1,650,000	367,772	209,023	158,749	2,397	1,640	757	0.7	0.8	0.5
Benshangul-Gumuz	523,000	264,000	259,000	46,329	23,398	22,931	4,012	2,739	1,273	8.7	11.7	5.6
SNNP	12,132,000	6,029,000	6,103,000	1,077,527	543,168	534,359	94,368	64,201	30,167	8.8	11.8	5.6
Gambella	205,857	104,951	100,906	19,322	9,802	9,520	3,011	2,449	562	15.6	25.0	5.9
Harari	154,794	78,061	76,733	14,590	7,213	7,377	5,845	3,348	2,497	40.1	46.4	33.8
Addis Ababa	2,424,000	1,169,000	1,255,000	278,707	124,261	154,446	127,122	63,107	64,015	45.6	50.8	41.4
Dire Dawa	305,218	153,568	151,650	28,777	13,670	15,107	7,251	4,159	3,092	25.2	30.4	20.5
<b>Total</b>	<b>61,671,869</b>	<b>30,955,580</b>	<b>30,716,289</b>	<b>5,571,277</b>	<b>2,831,466</b>	<b>2,739,811</b>	<b>571,719</b>	<b>338,527</b>	<b>233,192</b>	<b>10.3</b>	<b>12.0</b>	<b>8.5</b>

Source of Population Data: 1992 E.C. (1999/2000) Projected Central Statistical Authority (CSA)



### Gross Enrolment Ratio, gender gap and gender parity index by Level and region 1992 E.C. (1999/2000)

Region	Primary (1-8)					Secondary (9-12)				
	Male	Female	Total	G.G.	G.P.I.	Male	Female	Total	G.G.	G.P.I.
Tigray	65.8	61.2	63.5	4.6	0.9	16.8	8.7	12.8	8.0	0.5
Afar	10.2	7.7	9.1	2.5	0.8	2.5	1.9	2.3	0.6	0.8
Amhara	50.3	43.2	46.8	7.0	0.9	8.5	7.7	8.1	0.7	0.9
Oromiya	66.9	36.1	51.6	30.7	0.5	11.2	6.7	9.0	4.5	0.6
Somali	10.6	5.6	8.3	5.0	0.5	0.8	0.5	0.7	0.3	0.6
Benshangul Gumuz	105.5	57.2	81.8	48.3	0.5	11.7	5.6	8.7	6.2	0.5
SNNP	77.4	41.9	59.8	35.5	0.5	11.8	5.6	8.8	6.2	0.5
Gambella	114.9	71.3	93.7	43.6	0.6	25.0	5.9	15.6	19.1	0.2
Harari	110.6	81.2	96.2	29.3	0.7	46.4	33.8	40.1	12.6	0.7
Addis Ababa	91.6	91.2	91.4	0.4	1.0	50.8	41.4	45.6	9.3	0.8
Dire Dawa	69.1	55.5	62.4	13.6	0.8	30.4	20.5	25.2	10.0	0.7
<b>Ethiopia</b>	60.9	40.7	51.0	20.3	0.7	12.0	8.5	10.3	3.5	0.7

*G.G. = Gender Gap (the difference between the male and female enrolment ratios)*

*G.P.I. = Gender Parity Index (the ratio between the female and the male enrolment ratios)*

### Enrolment Ratios 1992 E.C. (1999/2000)

Age in Years	Pupils						School Age Population			Age Specific Enrolment Ratio					
	Primary (1-8)			Senior Secondary (9-12)			Male	Female	Total	Boys	Girls	Total			
	Boys	Girls	Total	Boys	Girls	Total									
Below 7	38952	30013	68965												
7	280078	231318	511396				848285	822110	1670395	33.0	28.1	30.6			
8	403640	324754	728394				829607	802899	1632506	48.7	40.4	44.6			
9	401180	304728	705908				816253	789239	1605492	49.1	38.6	44.0			
10	515578	379159	894737				808290	781234	1589524	63.8	48.5	56.3			
11	433941	297538	731479				805785	778991	1584776	53.9	38.2	46.2			
12	479848	296985	776833				798664	772208	1570872	60.1	38.5	49.5			
13	431123	255877	687000				781922	755788	1537710	55.1	33.9	44.7			
14	353486	194453	547939				759006	733306	1492312	46.6	26.5	36.7			
Above 14	589444	220408	809852												
<b>Total(1-8)</b>	<b>3927270</b>	<b>2535233</b>	<b>6462503</b>				<b>6447811</b>	<b>6235775</b>	<b>12683587</b>	<b>60.9</b>	<b>40.7</b>	<b>51.0</b>			
Below 15															
15				27208	21000	48208									
16				50659	44312	94971	738480	713516	1451996	6.9	6.2	6.5			
17				69334	62149	131483	718764	694765	1413530	9.6	8.9	9.3			
18				69930	50915	120845	698014	675540	1373554	10.0	7.5	8.8			
Above 18															
				<b>Total Pupils</b>											
				<b>Boys</b>	<b>Girls</b>	<b>Total</b>									
<b>Total</b>				<b>4265797</b>	<b>2768425</b>	<b>7034222</b>	<b>338527</b>	<b>233192</b>	<b>571719</b>	<b>2831465</b>	<b>2739811</b>	<b>5571276</b>	<b>12.0</b>	<b>8.5</b>	<b>10.3</b>
							<b>9279277</b>	<b>8975586</b>	<b>18254863</b>						
<b>Net Enrolment ratios by level</b>				<b>Gross Enrolment Ratios by Level</b>				<b>Percentage of Unenrolled Children by Level</b>							
<b>School Level</b>	<b>Boys</b>	<b>Girls</b>	<b>Total</b>	<b>School Level</b>	<b>Boys</b>	<b>Girls</b>	<b>Total</b>	<b>School Level</b>	<b>Boys</b>	<b>Girls</b>	<b>Total</b>				
Primary (1-8)	51.2	36.6	44.0	Primary (1-8)	60.9	40.7	51.0	Primary (1-8)	39.1	59.3	49.0				
Senior Secondary	8.8	7.0	7.9	Senior Secondary	12.0	8.5	10.3	Senior Secondary	88.0	91.5	89.7				
Overall Enrolment Ratio	<b>46.0</b>	<b>30.8</b>	<b>38.5</b>	<b>Over all percentage of unenrolled children (Overall)</b>				<b>54.0</b>	<b>69.2</b>	<b>61.5</b>					

### Primary (1-8) Gross Enrollment Ratios by Region and Year

Region	1988			1989			1990			1991			1992		
	Male	Female	Total	Male	Female	Total	Male	Female	Total	Male	Female	Total	Male	Female	Total
Tigray	49.3	40.3	45.0	48.6	41.3	45.1	61.7	50.2	56.1	63.0	53.8	58.4	65.8	61.2	63.5
Afar	10.0	6.8	8.4	10.0	6.8	8.4	10.0	6.8	8.4	7.4	6.5	7.1	10.2	7.7	9.1
Amhara	23.7	20.8	22.3	30.2	25.7	28.0	38.4	30.8	34.6	44.1	36.7	40.4	50.3	43.2	46.8
Oromiya	34.4	17.2	26.0	41.2	19.7	30.8	53.6	25.4	39.6	59.6	30.0	45.0	66.9	36.1	51.6
Somali	16.2	6.6	11.6	16.2	6.6	11.6	16.2	6.6	11.6	10.3	5.1	8.0	10.6	5.6	8.3
Benshangul Gumuz	59.3	24.8	42.8	66.9	28.5	48.6	95.6	43.3	69.9	99.3	49.5	74.9	105.5	57.2	81.8
SNNP	52.3	23.4	38.4	60.0	27.7	44.4	75.8	35.2	55.7	75.6	37.7	56.8	77.4	41.9	59.8
Gambella	61.8	37.4	50.4	81.6	48.7	66.3	106.0	59.9	83.5	110.7	66.5	89.1	114.9	71.3	93.7
Harari	58.9	50.6	54.9	73.8	56.7	65.6	86.7	66.9	77.1	104.5	75.0	90.0	110.6	81.2	96.2
Addis Ababa	82.1	83.6	82.9	79.5	81.0	80.3	83.9	80.4	82.0	86.1	83.5	84.7	91.6	91.2	91.4
Dire Dawa	43.2	40.0	41.6	54.3	46.8	50.7	64.4	53.2	58.9	66.4	53.4	60.0	69.1	55.5	62.4
<b>Total</b>	<b>36.6</b>	<b>22.7</b>	<b>30.1</b>	<b>43.0</b>	<b>26.0</b>	<b>34.7</b>	<b>52.0</b>	<b>31.2</b>	<b>41.8</b>	<b>55.9</b>	<b>35.3</b>	<b>45.8</b>	<b>60.9</b>	<b>40.7</b>	<b>51.0</b>

### Secondary (9-12) Gross Enrollment Ratios by Region and Year

Region	1988			1989			1990			1991			1992		
	Male	Female	Total	Male	Female	Total	Male	Female	Total	Male	Female	Total	Male	Female	Total
Tigray	6.6	3.8	5.2	7.3	3.5	5.4	9.5	4.5	7.0	11.8	5.7	8.7	16.8	8.7	12.8
Afar	1.9	1.1	1.5	1.9	1.1	1.5	1.9	1.1	1.5	1.8	1.5	1.7	2.5	1.9	2.3
Amhara	6.3	5.4	5.9	6.6	5.3	6.0	7.4	6.0	6.7	7.9	6.8	7.4	8.5	7.7	8.1
Oromiya	7.8	5.4	6.6	8.3	5.2	6.7	9.4	5.5	7.5	10.2	6.0	8.1	11.2	6.7	9.0
Somali	0.8	0.2	0.5	0.8	0.2	0.5	0.8	0.2	0.5	0.5	0.2	0.4	0.8	0.5	0.7
Benshangul Gumuz	5.0	2.6	3.8	6.4	3.2	4.8	8.5	3.9	6.2	10.1	5.0	7.6	11.7	5.6	8.7
SNNP	8.8	4.2	6.5	10.4	4.7	7.6	10.5	4.7	7.6	11.9	5.3	8.6	11.8	5.6	8.8
Gambella	11.2	2.8	7.0	15.5	4.1	9.8	19.3	4.8	12.4	24.1	5.4	14.9	25.0	5.9	15.6
Harari	36.8	30.7	33.6	39.7	32.2	35.8	45.4	36.9	41.2	48.7	37.5	43.0	46.4	33.8	40.1
Addis Ababa	48.0	39.8	43.4	46.7	38.4	42.0	49.3	42.2	45.4	53.0	44.1	48.1	50.8	41.4	45.6
Dire Dawa	21.5	18.3	19.9	22.0	17.5	19.7	25.2	18.3	21.6	26.7	19.6	23.0	30.4	20.5	25.2
<b>Total</b>	<b>9.3</b>	<b>7.0</b>	<b>8.1</b>	<b>9.9</b>	<b>7.0</b>	<b>8.4</b>	<b>10.3</b>	<b>7.4</b>	<b>8.9</b>	<b>11.3</b>	<b>8.0</b>	<b>9.7</b>	<b>12.0</b>	<b>8.5</b>	<b>10.3</b>

**Changes in the number of Primary (1-8) Enrolment over the past five years**

Region	1988			1989			1990			1991			1992			Average annual growth rate (%)
	Both	Girls	% Girls	Both	Girls	% Girls	Both	Girls	% Girls	Both	Girls	% Girls	Both	Girls	% Girls	
Tigray	318234	136931	43.0	327216	143902	44.0	397943	175650	44.1	425668	193284	45.4	472834	224407	47.5	10.4
Afar	14792	5752	38.9	14792	5752	38.9	14791	5751	38.9	16943	6545	38.6	22088	7841	35.5	10.5
Amhara	707240	320444	45.3	910714	405736	44.6	1060086	467318	44.1	1274646	573016	45.0	1507124	689668	45.8	20.8
Oromiya	1211156	390100	32.2	1465948	458593	31.3	1710918	541231	31.6	1997695	659465	33.0	2341195	810581	34.6	17.9
Somali	61837	17100	27.7	61837	17100	27.7	61837	17100	27.7	61837	17100	27.7	66834	20026	30.0	2.0
Benshangul-Gumuz	46615	12915	27.7	54194	15197	28.0	72725	22083	30.4	80267	26045	32.4	89777	30715	34.2	17.8
SNNP	1010971	298915	29.6	1196954	361112	30.2	1331193	417468	31.4	1401489	461880	33.0	1504351	522768	34.8	10.4
Gambella	21875	7572	34.6	29488	10114	34.3	32572	11373	34.9	35578	12925	36.3	37421	13830	37.0	14.4
Harari	16137	7115	44.1	19891	8231	41.4	20828	8695	41.7	23757	9719	40.9	25207	10417	41.3	11.8
Addis Ababa	356124	185904	52.2	358395	187148	52.2	357729	186636	52.2	352843	184019	52.2	362921	190561	52.5	0.5
Dire Dawa	22938	10747	46.9	28865	13018	45.1	30048	13300	44.3	31510	13912	44.2	32751	14419	44.0	9.3
<b>Total</b>	<b>3787919</b>	<b>1393495</b>	<b>36.8</b>	<b>4468294</b>	<b>1625903</b>	<b>36.4</b>	<b>5090670</b>	<b>1866605</b>	<b>36.7</b>	<b>5702233</b>	<b>2157910</b>	<b>37.8</b>	<b>6462503</b>	<b>2535233</b>	<b>39.2</b>	<b>14.3</b>

**Changes in the number of Senior Secondary (9-12) Enrolment over the past five years**

Region	1988			1989			1990			1991			1992			Average annual growth rate (%)
	Both	Girls	% Girls	Both	Girls	% Girls	Both	Girls	% Girls	Both	Girls	% Girls	Both	Girls	% Girls	
Tigray	15699	5933	37.8	16749	5713	34.1	20686	6620	32.0	26744	8720	32.6	40197	13684	34.0	26.5
Afar	1241	455	36.7	1241	455	36.7	1241	455	36.7	1818	686	37.7	2614	897	34.3	20.5
Amhara	73162	33598	45.9	75778	33823	44.6	86832	38373	44.2	98428	44988	45.7	110970	52291	47.1	11.0
Oromiya	115662	46550	40.2	121006	45639	37.7	136852	50066	36.6	153481	56174	36.6	173932	63957	36.8	10.7
Somali	1287	256	19.9	1287	256	19.9	1287	256	19.9	1287	256	19.9	2397	757	31.6	16.8
Benshangul-Gumuz	1574	551	35.0	2056	700	34.0	2742	864	31.5	3432	1130	32.9	4012	1273	31.7	26.4
SNNP	62384	20009	32.1	74270	22870	30.8	77496	23907	30.8	90527	27489	30.4	94368	30167	32.0	10.9
Gambella	1376	275	20.0	1978	411	20.8	2362	433	18.3	2837	510	18.0	3011	562	18.7	21.6
Harari	4900	2309	47.1	5402	2510	46.5	5763	2584	44.8	6080	2678	44.0	5845	2497	42.7	4.5
Addis Ababa	119894	61567	51.4	121010	61892	51.1	126582	64977	51.3	130700	66147	50.6	127122	64015	50.4	1.5
Dire Dawa	5574	2645	47.5	5718	2617	45.8	5826	2555	43.9	6394	2836	44.4	7251	3092	42.6	6.8
<b>Total</b>	<b>402753</b>	<b>174148</b>	<b>43.2</b>	<b>426495</b>	<b>176886</b>	<b>41.5</b>	<b>467669</b>	<b>191090</b>	<b>40.9</b>	<b>521728</b>	<b>211614</b>	<b>40.6</b>	<b>571719</b>	<b>233192</b>	<b>40.8</b>	<b>9.2</b>

**Changes in the number of Primary (1-8) Teachers over the past five years**

Region	1988			1989			1990			1991			1992			Average annual growth rate (%)
	Both	Female	%Female	Both	Female	%Female	Both	Female	%Female	Both	Female	%Female	Both	Female	% Girls	
Tigray	6832	2762	40.4	7285	2878	39.5	7682	2983	38.8	7672	3003	39.1	7671	2999	39.1	2.9
Afar	662	133	20.1	662	133	20.1	662	133	20.1	650	135	20.8	795	183	23.0	4.7
Amhara	21973	5873	26.7	22626	6040	26.7	22749	6490	28.5	23196	6694	28.9	24401	7918	32.4	2.7
Oromiya	38292	8966	23.4	38746	9473	24.4	40593	10416	25.7	42286	11378	26.9	43900	12388	28.2	3.5
Somali	3053	498	16.3	3053	498	16.3	3053	498	16.3	3053	498	16.3	1820	318	17.5	
Benshangul-Gumuz	1235	273	22.1	1457	337	23.1	1561	398	25.5	1587	427	26.9	1805	557	30.9	10.0
SNNP	20680	4062	19.6	22184	4555	20.5	22972	4952	21.6	23683	5227	22.1	24692	5572	22.6	4.5
Gambella	626	169	27.0	800	198	24.8	843	229	27.2	952	222	23.3	1068	240	22.5	14.3
Harari	755	343	45.4	786	359	45.7	867	386	44.5	963	409	42.5	981	430	43.8	6.8
Addis Ababa	7392	2977	40.3	7497	3025	40.3	7538	3034	40.2	7615	3076	40.4	7883	3165	40.1	1.6
Dire Dawa	621	197	31.7	692	211	30.5	717	234	32.6	748	233	31.1	761	233	30.6	5.2
<b>Total</b>	<b>102121</b>	<b>26253</b>	<b>25.7</b>	<b>105788</b>	<b>27707</b>	<b>26.2</b>	<b>109237</b>	<b>29753</b>	<b>27.2</b>	<b>112405</b>	<b>31302</b>	<b>27.8</b>	<b>115777</b>	<b>34003</b>	<b>29.4</b>	<b>3.2</b>

**Changes in the number of Senior Secondary (9-12) Teachers over the past five years**

Region	1988			1989			1990			1991			1992			Average annual growth rate (%)
	Both	Female	%Female	Both	Female	%Female	Both	Female	%Female	Both	Female	%Female	Both	Girls	% Girls	
Tigray	503	39	7.8	497	42	8.5	565	47	8.3	597	43	7.2	661	45	6.8	7.1
Afar	93	4	4.3	93	4	4.3	93	4	4.3	79	4	5.1	112	3	2.7	4.8
Amhara	2168	164	7.6	2264	130	5.7	2172	142	6.5	2286	162	7.1	2269	125	5.5	1.1
Oromiya	3914	252	6.4	4006	279	7.0	4185	284	6.8	4611	328	7.1	4605	331	7.2	4.1
Somali	86	2	2.3	86	2	2.3	86	2	2.3	86	2	2.3	124	4	3.2	9.6
Benshangul-Gumuz	72	2	2.8	116	8	6.9	120	6	5.0	164	9	5.5	130	5	3.8	15.9
SNNP	2049	120	5.9	2117	128	6.0	2175	139	6.4	2292	166	7.2	2284	163	7.1	2.8
Gambella	50	1	2.0	54	1	1.9	77	4	5.2	92	6	6.5	87	7	8.0	14.9
Harari	166	12	7.2	123	12	9.8	152	16	10.5	164	15	9.1	167	15	9.0	0.2
Addis Ababa	2910	461	15.8	2632	378	14.4	2568	403	15.7	2558	376	14.7	2544	392	15.4	-3.3
Dire Dawa	132	11	8.3	118	10	8.5	136	8	5.9	149	11	7.4	171	11	6.4	6.7
<b>Total</b>	<b>12143</b>	<b>1068</b>	<b>8.8</b>	<b>12106</b>	<b>994</b>	<b>8.2</b>	<b>12329</b>	<b>1055</b>	<b>8.6</b>	<b>13078</b>	<b>1122</b>	<b>8.6</b>	<b>13154</b>	<b>1101</b>	<b>8.4</b>	<b>2.0</b>

### Changes in the number of Primary (1-8) Schools over the past five years

Region	Primary Schools					Average annual growth rate (%)
	1988	1989	1990	1991	1992	
Tigray	683	769	790	811	852	5.7
Afar	80	80	80	101	124	11.6
Amhara	2578	2702	2760	2819	2895	2.9
Oromiya	3776	3926	4067	4200	4359	3.7
Somali	167	167	167	167	222	7.4
Benshangul-Gumuz	218	236	254	257	272	5.7
SNNP	1977	2101	2192	2228	2271	3.5
Gambella	82	101	110	123	129	12.0
Harari	36	41	43	44	46	6.3
Addis Ababa	225	231	240	248	267	4.4
Dire Dawa	25	40	49	53	53	20.7
<b>Total</b>	<b>9847</b>	<b>10394</b>	<b>10752</b>	<b>11051</b>	<b>11490</b>	<b>3.9</b>

### Changes in the number of Senior Secondary (9-12) Schools over the past five years

Region	Secondary Schools					Average annual growth rate (%)
	1988	1989	1990	1991	1992	
Tigray	22	24	23	26	31	9.0
Afar	3	3	3	4	5	13.6
Amhara	77	77	84	81	81	1.3
Oromiya	118	124	126	128	129	2.3
Somali	3	3	3	3	9	31.6
Benshangul-Gumuz	7	9	9	9	10	9.3
SNNP	66	78	80	81	83	5.9
Gambella	4	5	6	6	6	10.7
Harari	2	3	3	3	3	10.7
Addis Ababa	42	41	41	41	49	3.9
Dire Dawa	2	2	4	4	4	18.9
<b>Total</b>	<b>346</b>	<b>369</b>	<b>382</b>	<b>386</b>	<b>410</b>	<b>4.3</b>

### Changes in the number of Primary (1-8) Sections over the past five years

Region						Average annual growth rate (%)
	1988	1989	1990	1991	1992	
Tigray	5684	6026	6653	6849	7308	6.5
Afar	356	356	356	424	530	10.5
Amhara	17252	18807	20228	21593	23778	8.4
Oromiya	24924	27488	29793	32409	35187	9.0
Somali	900	900	900	900	1248	8.5
Benshangul-Gumuz	1106	1249	1341	1463	1490	7.7
SNNPR	15545	17059	19318	19501	20611	7.3
Gambella	415	508	583	639	687	13.4
Harari	356	376	458	494	539	10.9
Addis Ababa	4990	5005	5038	5220	5393	2.0
Dire Dawa	337	404	469	518	544	12.7
<b>Total</b>	<b>71865</b>	<b>78178</b>	<b>85137</b>	<b>90010</b>	<b>97315</b>	<b>7.9</b>

### Changes in the number of Senior Secondary (9-12) Sections over the past five years

Region						Average annual growth rate (%)
	1988	1989	1990	1991	1992	
Tigray	261	288	320	386	515	18.5
Afar	23	23	23	28	36	11.9
Amhara	1220	1223	1230	1383	1443	4.3
Oromiya	1930	1977	2181	2342	2417	5.8
Somali	29	29	29	29	40	8.4
Benshangul-Gumuz	31	43	58	74	69	22.1
SNNP	978	1037	1113	1181	1210	5.5
Gambella	20	27	36	43	36	15.8
Harari	79	95	94	97	87	2.4
Addis Ababa	1707	1697	1689	1720	1682	-0.4
Dire Dawa	80	81	87	91	100	5.7
<b>Total</b>	<b>6358</b>	<b>6520</b>	<b>6860</b>	<b>7374</b>	<b>7635</b>	<b>4.7</b>

**Pupil Teacher (PTR) and Pupil Section (PSR) Ratios by Level 1988 E.C.(1995/96)**

Region	Primary (1-8)					Senior Secondary (9-12)				
	Pupil	Teachers	Sections	PTR	PSR	Pupil	Teachers	Sections	PTR	PSR
Tigray	318234	6832	5684	47	56	15699	503	261	31	60
Afar	14792	662	356	22	42	1241	93	23	13	54
Amhara	707240	21973	17252	32	41	73162	2168	1220	34	60
Oromiya	1211156	38292	24924	32	49	115662	3914	1930	30	60
Somali	61837	3053	900	20	69	1287	86	29	15	44
Benshangul-Gumuz	46615	1235	1106	38	42	1574	72	31	22	51
SNNP	1010971	20680	15545	49	65	62384	2049	978	30	64
Gambella	21875	626	415	35	50	1376	50	20	28	69
Harari	16137	755	356	21	45	4900	166	79	30	62
Addis Ababa	356124	7392	4990	48	71	119894	2910	1707	41	70
Dire Dawa	22938	621	337	37	68	5574	132	80	42	70
<b>Total</b>	<b>3787919</b>	<b>102121</b>	<b>71865</b>	<b>37</b>	<b>53</b>	<b>402753</b>	<b>12143</b>	<b>6358</b>	<b>33</b>	<b>63</b>

**Pupil Teacher (PTR) and Pupil Section (PSR) Ratios by Level 1989 E.C.(1996/97)**

Region	Primary (1-8)					Senior Secondary (9-12)				
	Pupil	Teachers	Sections	PTR	PSR	Pupil	Teachers	Sections	PTR	PSR
Tigray	327216	7285	6026	45	54	16749	497	288	34	58
Afar	14792	662	356	22	42	1241	93	23	13	54
Amhara	910714	22626	18807	40	48	75778	2264	1223	33	62
Oromiya	1465948	38746	27488	38	53	121006	4006	1977	30	61
Somali	61837	3053	900	20	69	1287	86	29	15	44
Benshangul-Gumuz	54194	1457	1249	37	43	2056	116	43	18	48
SNNP	1196954	22184	17059	54	70	74270	2117	1037	35	72
Gambella	29488	800	508	37	58	1978	54	27	37	73
Harari	19891	786	376	25	53	5402	123	95	44	57
Addis Ababa	358395	7497	5005	48	72	121010	2632	1697	46	71
Dire Dawa	28865	692	404	42	71	5718	118	81	48	71
<b>Total</b>	<b>4468294</b>	<b>105788</b>	<b>78178</b>	<b>42</b>	<b>57</b>	<b>426495</b>	<b>12106</b>	<b>6520</b>	<b>35</b>	<b>65</b>

**Pupil Teacher (PTR) and Pupil Section (PSR) Ratios by Level 1990 E.C.(1997/98)**

Region	Primary (1-8)					Senior Secondary (9-12)				
	Pupil	Teachers	Sections	PTR	PSR	Pupil	Teachers	Sections	PTR	PSR
Tigray	397943	7682	6653	52	60	20686	565	320	37	65
Afar	14791	662	356	22	42	1241	93	23	13	54
Amhara	1060086	22749	20228	47	52	86832	2172	1230	40	71
Oromiya	1710918	40593	29793	42	57	136852	4185	2181	33	63
Somali	61837	3053	900	20	69	1287	86	29	15	44
Benshangul-Gumuz	72725	1561	1341	47	54	2742	120	58	23	47
SNNP	1331193	22972	19318	58	69	77496	2175	1113	36	70
Gambella	32572	843	583	39	56	2362	77	36	31	66
Harari	20828	867	458	24	45	5763	152	94	38	61
Addis Ababa	357729	7538	5038	47	71	126582	2568	1689	49	75
Dire Dawa	30048	717	469	42	64	5826	136	87	43	67
<b>Total</b>	<b>5090670</b>	<b>109237</b>	<b>85137</b>	<b>47</b>	<b>60</b>	<b>467669</b>	<b>12329</b>	<b>6860</b>	<b>38</b>	<b>68</b>

**Pupil Teacher (PTR) and Pupil Section (PSR) Ratios by Level 1991 E.C.(1998/99)**

Region	Primary (1-8)					Senior Secondary (9-12)				
	Pupil	Teachers	Sections	PTR	PSR	Pupil	Teachers	Sections	PTR	PSR
Tigray	425668	7672	6849	55	62	26744	597	386	45	69
Afar	16943	650	424	26	40	1818	79	28	23	65
Amhara	1274646	23196	21593	55	59	98428	2286	1383	43	71
Oromiya	1997695	42286	32409	47	62	153481	4611	2342	33	66
Somali	61837	3053	900	20	69	1287	86	29	15	44
Benshangul-Gumuz	80267	1587	1463	51	55	3432	164	74	21	46
SNNP	1401489	23683	19501	59	72	90527	2292	1181	39	77
Gambella	35578	952	639	37	56	2837	92	43	31	66
Harari	23757	963	494	25	48	6080	164	97	37	63
Addis Ababa	352843	7615	5220	46	68	130700	2558	1720	51	76
Dire Dawa	31510	748	518	42	61	6394	149	91	43	70
<b>Total</b>	<b>5702233</b>	<b>112405</b>	<b>90010</b>	<b>51</b>	<b>63</b>	<b>521728</b>	<b>13078</b>	<b>7374</b>	<b>40</b>	<b>71</b>

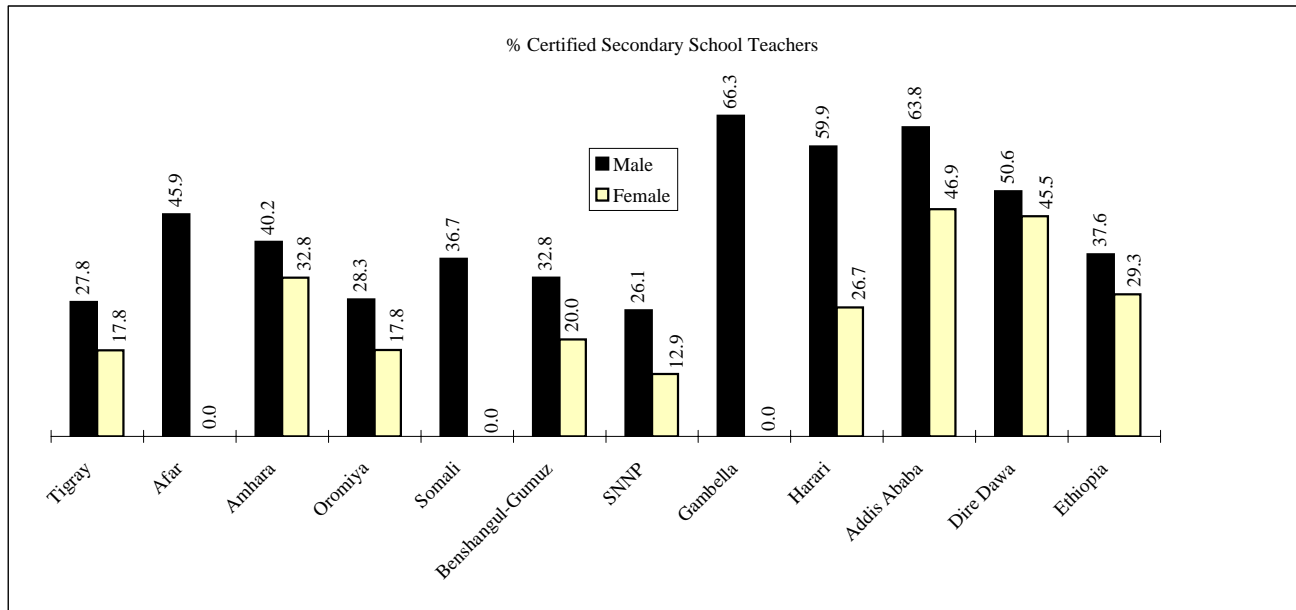
**Pupil Teacher (PTR) and Pupil Section (PSR) Ratios by Level 1992 E.C.(1999/2000)**

Region	Primary (1-8)					Senior Secondary (9-12)				
	Pupil	Teachers	Sections	PTR	PSR	Pupil	Teachers	Sections	PTR	PSR
Tigray	472834	7671	7308	62	65	40,197	661	515	61	78
Afar	22088	795	530	28	42	2,614	112	36	23	73
Amhara	1507124	24401	23778	62	63	110,970	2269	1443	49	77
Oromiya	2341195	43900	35187	53	67	173,932	4605	2417	38	72
Somali	66834	1820	1248	37	54	2,397	124	40	19	60
Benshangul-Gumuz	89777	1805	1490	50	60	4,012	130	69	31	58
SNNP	1504351	24692	20611	61	73	94,368	2284	1210	41	78
Gambella	37421	1068	687	35	54	3,011	87	36	35	84
Harari	25207	981	539	26	47	5,845	167	87	35	67
Addis Ababa	362921	7883	5393	46	67	127,122	2544	1682	50	76
Dire Dawa	32751	761	544	43	60	7,251	171	100	42	73
<b>Total</b>	<b>6462503</b>	<b>115777</b>	<b>97315</b>	<b>56</b>	<b>66</b>	<b>571719</b>	<b>13154</b>	<b>7635</b>	<b>43</b>	<b>75</b>



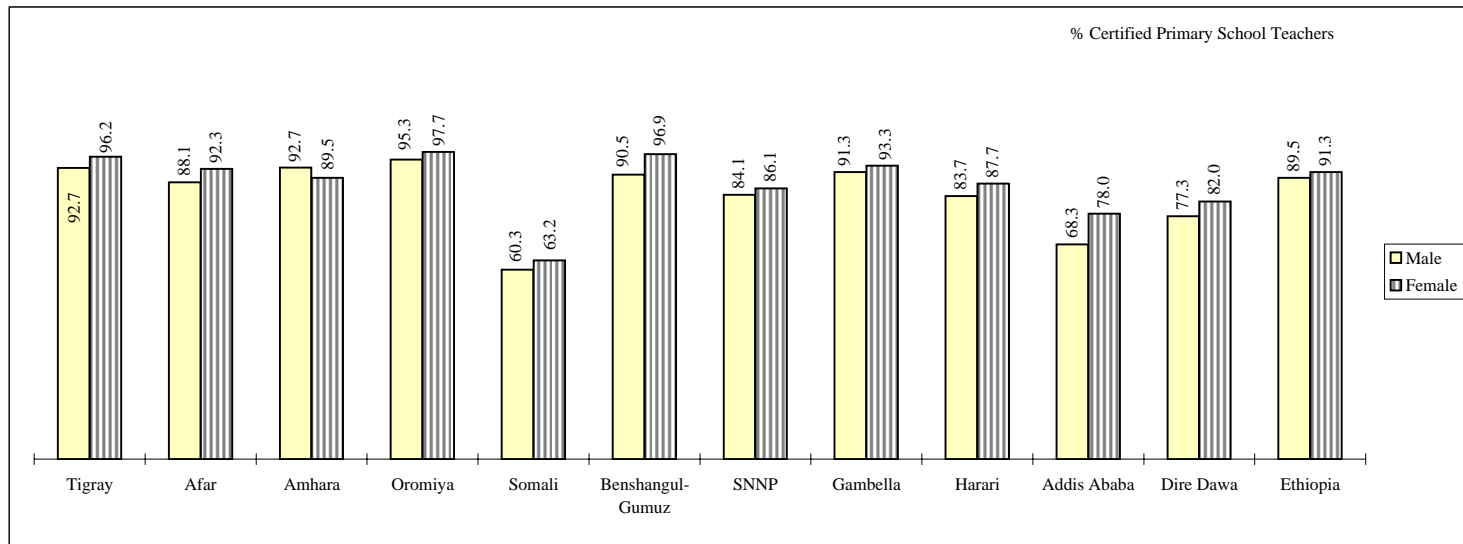
### Certified Secondary School teachers by Region and Sex: 1992 E.C. (1999/2000)

Region	Total Secondary School Teachers			Total Degree Graduate Teachers			% Qualified Teachers		
	Male	Female	Total	Male	Female	Total	Male	Female	Total
Tigray	616	45	661	171	8	179	27.8	17.8	27.1
Afar	109	3	112	50		50	45.9		44.6
Amhara	2144	125	2269	862	41	903	40.2	32.8	39.8
Oromiya	4274	331	4605	1210	59	1269	28.3	17.8	27.6
Somali	120	4	124	44		44	36.7		35.5
Benshangul-Gumuz	125	5	130	41	1	42	32.8	20.0	32.3
SNNP	2121	163	2284	553	21	574	26.1	12.9	25.1
Gambella	80	7	87	53		53	66.3		60.9
Harari	152	15	167	91	4	95	59.9	26.7	56.9
Addis Ababa	2152	392	2544	1374	184	1558	63.8	46.9	61.2
Dire Dawa	160	11	171	81	5	86	50.6	45.5	50.3
<b>Ethiopia</b>	<b>12053</b>	<b>1101</b>	<b>13154</b>	<b>4530</b>	<b>323</b>	<b>4853</b>	<b>37.6</b>	<b>29.3</b>	<b>36.9</b>



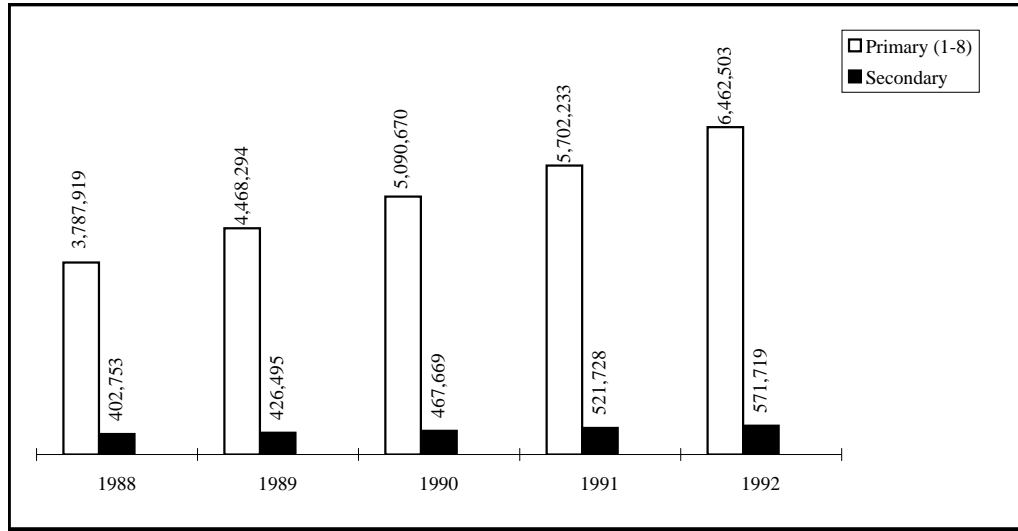
### Certified Primary School teachers by Region and Sex: 1992 E.C. (1999/2000)

Region	Total Primary Teachers			Total TTI Graduate Teachers			Total Diploma Graduate Teachers			Total Certified Teachers			% Qualified Teachers		
	Male	Female	Total	Male	Female	Total	Male	Female	Total	Male	Female	Total	Male	Female	Total
Tigray	4672	2999	7671	4021	2844	6865	308	40	348	4329	2884	7213	92.7	96.2	94.0
Afar	612	183	795	453	160	613	86	9	95	539	169	708	88.1	92.3	89.1
Amhara	16483	7918	24401	13682	6853	20535	1605	230	1835	15287	7083	22370	92.7	89.5	91.7
Oromiya	31512	12388	43900	28542	11929	40471	1494	172	1666	30036	12101	42137	95.3	97.7	96.0
Somali	1502	318	1820	864	201	1065	41	0	41	905	201	1106	60.3	63.2	60.8
Benshangul-Gumuz	1248	557	1805	1045	532	1577	84	8	92	1129	540	1669	90.5	96.9	92.5
SNNP	19145	5589	24734	15229	4666	19895	871	144	1015	16100	4810	20910	84.1	86.1	84.5
Gambella	828	240	1068	704	217	921	52	7	59	756	224	980	91.3	93.3	91.8
Harari	551	430	981	355	359	714	106	18	124	461	377	838	83.7	87.7	85.4
Addis Ababa	4718	3165	7883	1676	1800	3476	1546	670	2216	3222	2470	5692	68.3	78.0	72.2
Dire Dawa	528	233	761	321	177	498	87	14	101	408	191	599	77.3	82.0	78.7
Ethiopia	81799	34020	115819	66892	29738	96630	6280	1312	7592	73172	31050	104222	89.5	91.3	90.0



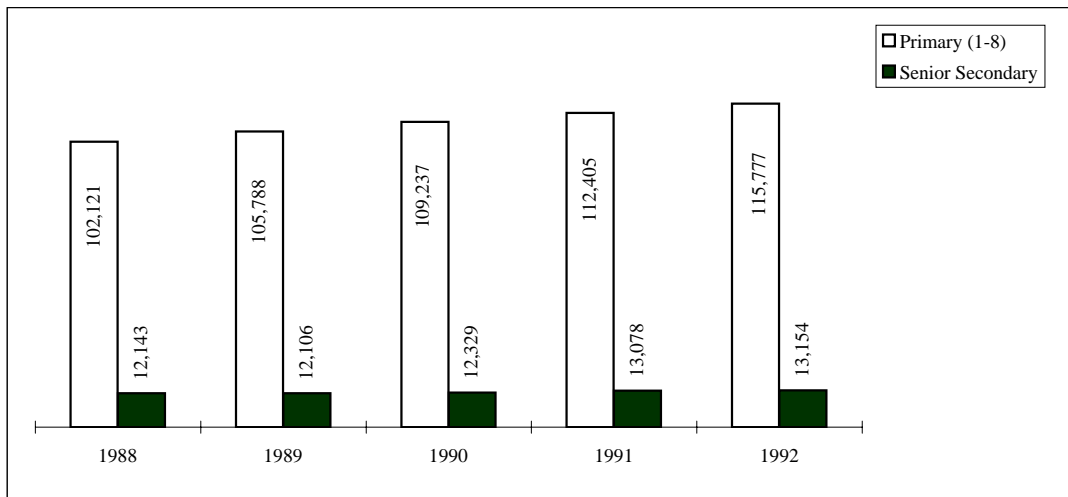
## Total Primary and Secondary Level Enrollment by Year

<i>Year E.C.</i>	<i>Primary (1-8)</i>	<i>Secondary</i>	<i>Year G.C.</i>
<b>1988</b>	3,787,919	402,753	<b>1995/96</b>
<b>1989</b>	4,468,294	426,495	<b>1996/97</b>
<b>1990</b>	5,090,670	467,669	<b>1997/98</b>
<b>1991</b>	5,702,233	521,728	<b>1998/99</b>
<b>1992</b>	6,462,503	571,719	<b>1999/2000</b>



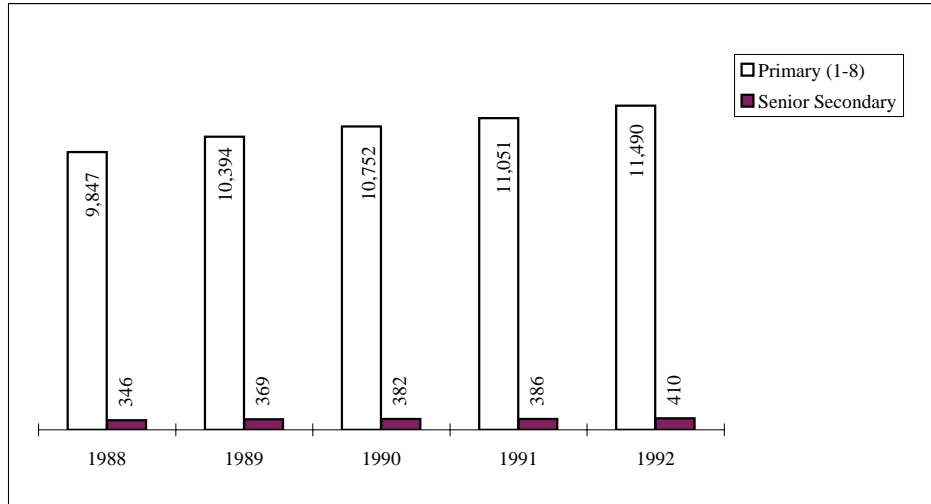
## Total Primary and Secondary Level Teachers by year

<i>Year E.C.</i>	<i>Primary (1-8)</i>	<i>Senior Secondary</i>	<i>Year G.C.</i>
<b>1988</b>	102,121	12,143	<b>1995/96</b>
<b>1989</b>	105,788	12,106	<b>1996/97</b>
<b>1990</b>	109,237	12,329	<b>1997/98</b>
<b>1991</b>	112,405	13,078	<b>1998/99</b>
<b>1992</b>	115,777	13,154	<b>199/2000</b>



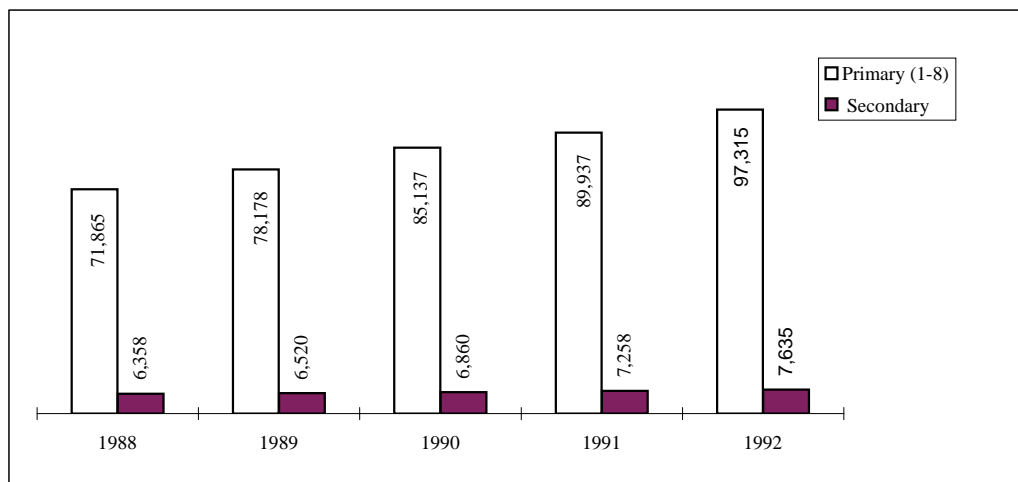
## Primary and Secondary Level Schools by year

Year E.C.	Primary (1-8)	Senior Secondary	Year G.C.
1988	9,847	346	1995/96
1989	10,394	369	1996/97
1990	10,752	382	1997/98
1991	11,051	386	1998/99
1992	11,490	410	1999/2000



## Primary and Secondary Level Sections by year

Year E.C.	Primary (1-8)	Secondary	Year G.C.
1988	71,865	6,358	1995/96
1989	78,178	6,520	1996/97
1990	85,137	6,860	1997/98
1991	89,937	7,258	1998/99
1992	97,315	7,635	1999/2000



### Trend of Students Enrolled in Institutions of Higher Education by Program Level

#### Diploma

Year E.C.	Regular		Evening		Kiremt		Total		Year G.C.
	BS	F	BS	F	BS	F	BS	F	
1988	6567	664	11864	3736	568	14	18999	4414	1995/96
1989	6991	1123	13438	4134	1553	156	21982	5413	1996/97
1990	6088	1128	14014	3810	1562	185	21664	5123	1997/98
1991	6524	1687	15142	3896	2079	335	23745	5918	1998/99
1992*	15011	4504	19034	5277	1720	236	35765	10017	1999/2000

#### Undergraduate Degree

Year E.C.	Regular		Evening		Kiremt		Total		Year G.C.
	BS	F	BS	F	BS	F	BS	F	
1988	10023	1130	4600	1048	617	26	15240	2204	1995/96
1989	13347	1806	5400	1218	613	22	19360	3046	1996/97
1990	16648	2196	5796	1306	579	17	23023	3519	1997/98
1991	19957	2308	5443	1365	2296	116	27696	3789	1998/99
1992	21265	2813	6561	1598	3172	184	30998	4595	1999/2000

#### Postgraduate Degree

Year E.C.	BS	F	Year G.C.
1988	788	64	1995/96
1989	790	55	1996/97
1990	867	60	1997/98
1991	864	62	1998/99
1992	969	69	1999/2000

#### Graduates

Year E.C.	Regular		Evening		Kiremt		Total		Year G.C.
	BS	F	BS	F	BS	F	BS	F	
1988	3437	337	1689	541	268	14	5394	892	1995/96
1989	5166	657	1820	661	462	30	7448	1348	1996/97
1990	5003	663	2562	852	428	29	7993	1544	1997/98
1991	5460	768	2851	908	244	9	8555	1685	1998/99
1992	8360	1587	3094	877	173	6	11627	2470	1999/2000

### Trend of Teaching Staff in Regular Programmes of Higher Education and Percentage of Females

Year E.C.	Ethiopian			Expatriate			Total			Year G.C.
	BS	F	%F	BS	F	%F	BS	F	%F	
1988	1556	73	4.7	10	9	90.0	1566	82	5.2	1995/96
1989	1718	91	5.3	117	16	13.7	1835	107	5.8	1996/97
1990	1823	87	4.8	138	17	12.3	1961	104	5.3	1997/98
1991	2094	124	5.9	134	13	9.7	2228	137	6.1	1998/99
1992*	2350	130	5.5	153	22	14.4	2503	152	6.1	1999/2000

BS = Both Sexes F = Female

\* Including TTCs and Non-Government Institutions Data

**Enrollment by grade, 1988 E.C (1995/1996)**  
**Government and Non- Government Primary Schools**

Region	Grade 1		Grade 2		Grade 3		Grade 4		Grade 5		Grade 6		Grade 7		Grade 8		Total		Grand Total	Girls %
	Boys	Girls	Boys	Girls	Boys	Girls	Boys	Girls	Boys	Girls	Boys	Girls	Boys	Girls	Boys	Girls	Boys	Girls		
Tigray	45153	41078	26450	23640	27892	20776	29580	21868	25814	13993	13666	7210	7460	5109	5288	3257	181303	136931	318234	43.0
Afar	3155	1519	1188	619	935	727	845	611	773	599	907	752	751	559	486	366	9040	5752	14792	38.9
Amhara	169391	144902	63645	48199	42448	30695	30579	24022	23261	19012	22075	20556	18329	16929	17068	16129	386796	320444	707240	45.3
Oromiya	343452	143646	150698	61301	97233	42428	63251	33282	47301	27252	44540	29775	42286	29864	32295	22552	821056	390100	1211156	32.2
Somalia	14523	5518	9496	3885	6194	2550	5798	2115	4578	1571	3167	1046	631	255	350	160	44737	17100	61837	27.7
Benshangul_Gumuz	15830	7475	7470	2192	3975	1171	2477	630	1471	470	1034	388	834	346	609	243	33700	12915	46615	27.7
SNNP	293099	128436	131990	52777	86497	33550	59330	24225	43831	17910	39643	17352	31944	13327	25722	11338	712056	298915	1010971	29.6
Gambella	5223	3580	2812	1472	1859	876	1406	668	922	290	917	280	602	242	562	164	14303	7572	21875	34.6
Harari	2672	1597	1126	864	956	788	802	725	831	705	917	823	804	730	914	883	9022	7115	16137	44.1
Addis Ababa	24246	25439	20889	22347	20253	21151	21000	22188	19623	20669	20625	23293	21471	24000	22113	26817	170220	185904	356124	52.2
Dire Dawa	2729	2091	1790	1545	1479	1347	1383	1368	1249	1143	1411	1341	1139	940	1011	972	12191	10747	22938	46.9
<b>Total</b>	<b>919473</b>	<b>505281</b>	<b>417554</b>	<b>218841</b>	<b>289721</b>	<b>156059</b>	<b>216451</b>	<b>131702</b>	<b>169654</b>	<b>103614</b>	<b>148902</b>	<b>102816</b>	<b>126251</b>	<b>92301</b>	<b>106418</b>	<b>82881</b>	<b>2394424</b>	<b>1393495</b>	<b>3787919</b>	<b>36.8</b>

**Enrollment by grade, 1989 E.C (1996/1997)**  
**Government and Non- Government Primary Schools**

Region	Grade 1		Grade 2		Grade 3		Grade 4		Grade 5		Grade 6		Grade 7		Grade 8		Total		Grand Total	Girls %
	Boys	Girls	Boys	Girls	Boys	Girls	Boys	Girls	Boys	Girls	Boys	Girls	Boys	Girls	Boys	Girls	Boys	Girls		
Tigray	43607	38374	27558	25555	23597	20272	24473	20307	23722	16627	22243	12037	12109	7160	6005	3570	183314	143902	327216	44.0
Afar	3155	1519	1188	619	935	727	845	611	773	599	907	752	751	559	486	366	9040	5752	14792	38.9
Amhara	211196	175873	106381	82419	56040	40145	39560	28580	29746	23161	21688	16655	22559	22369	17808	16534	504978	405736	910714	44.6
Oromiya	393738	171894	207205	81674	129579	51101	90228	40110	58805	30507	43194	24153	48439	34838	36167	24316	1007355	458593	1465948	31.3
Somalia	14523	5518	9496	3885	6194	2550	5798	2115	4578	1571	3167	1046	631	255	350	160	44737	17100	61837	27.7
Benshangul_Gumuz	16450	7660	8277	2980	5408	1656	3363	1038	2171	628	1518	492	1043	386	767	357	38997	15197	54194	28.0
SNNP	307993	144142	170914	73315	115103	45165	79529	31123	52784	20871	41574	17745	37033	15638	30912	13113	835842	361112	1196954	30.2
Gambella	7317	4512	3169	2015	2710	1385	1850	843	1333	466	960	294	1146	322	889	277	19374	10114	29488	34.3
Harari	3866	2306	1925	1088	1180	878	995	754	907	748	919	774	909	757	959	926	11660	8231	19891	41.4
Addis Ababa	23805	25092	21737	23293	20978	22039	21344	22393	21100	22558	18310	19186	21229	24457	22744	28130	171247	187148	358395	52.2
Dire Dawa	5472	3916	1983	1367	1737	1483	1448	1409	1386	1224	1213	1067	1384	1420	1224	1132	15847	13018	28865	45.1
<b>Total</b>	<b>1031122</b>	<b>580806</b>	<b>559833</b>	<b>298210</b>	<b>363461</b>	<b>187401</b>	<b>269433</b>	<b>149283</b>	<b>197305</b>	<b>118960</b>	<b>155693</b>	<b>94201</b>	<b>147233</b>	<b>108161</b>	<b>118311</b>	<b>88881</b>	<b>2842391</b>	<b>1625903</b>	<b>4468294</b>	<b>36.4</b>

**Enrollment by grade, 1990 E.C (1997/1998)**  
**Government and Non- Government Primary Schools**

Region	Grade 1		Grade 2		Grade 3		Grade 4		Grade 5		Grade 6		Grade 7		Grade 8		Total		Grand Total	Girls %
	Boys	Girls	Boys	Girls	Boys	Girls	Boys	Girls	Boys	Girls	Boys	Girls	Boys	Girls	Boys	Girls	Boys	Girls		
Tigray	62615	57534	30304	25566	27047	23208	25403	22197	22333	16298	22894	14326	20990	11229	10707	5292	222293	175650	397943	44.1
Afar	3155	1519	1188	619	935	727	845	610	773	599	907	752	751	559	486	366	9040	5751	14791	38.9
Amhara	218797	186697	123096	92130	92413	67072	51511	36772	39285	28218	27384	20187	22888	20276	17394	15966	592768	467318	1060086	44.1
Oromiya	412716	205571	240066	98684	173373	65863	119150	48797	82713	36938	52981	27095	48752	32070	39936	26213	1169687	541231	1710918	31.6
Somalia	14523	5518	9496	3885	6194	2550	5798	2115	4578	1571	3167	1046	631	255	350	160	44737	17100	61837	27.7
Benshangul_Gumuz	20503	11100	10317	4397	7231	2520	4995	1567	3166	977	1986	572	1493	571	951	379	50642	22083	72725	30.4
SNNP	316896	161453	173220	80163	138299	58563	100080	40005	67166	26392	45395	18450	39254	17756	33415	14686	913725	417468	1331193	31.4
Gambella	6418	4335	3664	2300	3042	1833	2604	1376	1908	632	1231	361	1158	285	1174	251	21199	11373	32572	34.9
Harari	3303	2310	2535	1441	1446	891	1115	793	1006	818	856	708	1016	874	856	860	12133	8695	20828	41.7
Addis Ababa	23150	25319	21212	22539	21857	23434	22657	23853	22647	23895	19350	20520	19410	21700	20810	25376	171093	186636	357729	52.2
Dire Dawa	4725	3443	3048	2074	1748	1341	1613	1444	1541	1302	1239	1139	1403	1197	1431	1360	16748	13300	30048	44.3
<b>Total</b>	<b>1086801</b>	<b>664799</b>	<b>618146</b>	<b>333798</b>	<b>473585</b>	<b>248002</b>	<b>335771</b>	<b>179529</b>	<b>247116</b>	<b>137640</b>	<b>177390</b>	<b>105156</b>	<b>157746</b>	<b>106772</b>	<b>127510</b>	<b>90909</b>	<b>3224065</b>	<b>1866605</b>	<b>5090670</b>	<b>36.7</b>

**Enrollment by grade, 1991 E.C (1998/1999)**  
**Government and Non- Government Primary Schools**

Region	Grade 1		Grade 2		Grade 3		Grade 4		Grade 5		Grade 6		Grade 7		Grade 8		Total		Grand Total	Girls %
	Boys	Girls	Boys	Girls	Boys	Girls	Boys	Girls	Boys	Girls	Boys	Girls	Boys	Girls	Boys	Girls	Boys	Girls		
Tigray	49595	48013	41815	38806	29197	23757	26990	23858	22587	18275	21033	14807	21509	14373	19658	11395	232384	193284	425668	45.4
Afar	3279	1959	1477	935	1256	757	1143	656	998	617	683	497	844	660	718	464	10398	6545	16943	38.6
Amhara	240966	226454	138461	109673	108054	79658	82403	56603	48963	36246	35003	24587	27718	22481	20062	17314	701630	573016	1274646	45.0
Oromiya	438204	254538	262493	124584	204649	83696	149746	57639	109466	44792	72975	31947	56786	33710	43911	28559	1338230	659465	1997695	33.0
Somalia	14523	5518	9496	3885	6194	2550	5798	2115	4578	1571	3167	1046	631	255	350	160	44737	17100	61837	27.7
Benshangul_Gumuz	17353	10986	11774	5845	8722	3609	6256	2232	4246	1420	2835	812	1933	763	1103	378	54222	26045	80267	32.4
SNNP	288495	165437	174391	88676	143052	66530	116418	50010	83204	33818	54903	21859	45357	20674	33789	14876	939609	461880	1401489	33.0
Gambella	6538	4450	3712	2425	3226	2158	2848	1767	2292	1056	1528	453	1229	302	1280	314	22653	12925	35578	36.3
Harari	4041	3081	2315	1500	2156	1169	1412	782	1185	839	936	697	1091	900	902	751	14038	9719	23757	40.9
Addis Ababa	23773	25460	20253	22524	20798	22376	22950	24607	22658	24340	19716	21309	21476	23965	17200	19438	168824	184019	352843	52.2
Dire Dawa	4298	3224	3046	2296	2674	1848	1675	1368	1677	1394	1387	1251	1491	1207	1350	1324	17598	13912	31510	44.2
<b>Total</b>	<b>1091065</b>	<b>749120</b>	<b>669233</b>	<b>401149</b>	<b>529978</b>	<b>288108</b>	<b>417639</b>	<b>221637</b>	<b>301854</b>	<b>164368</b>	<b>214166</b>	<b>119265</b>	<b>180065</b>	<b>119290</b>	<b>140323</b>	<b>94973</b>	<b>3544323</b>	<b>2157910</b>	<b>5702233</b>	<b>37.8</b>

**Enrollment by grade, 1988 E.C (1995/1996)**

**Government Primary Schools**

Region	Grade 1		Grade 2		Grade 3		Grade 4		Grade 5		Grade 6		Grade 7		Grade 8		Total		Grand Total	Girls %
	Boys	Girls	Boys	Girls	Boys	Girls	Boys	Girls	Boys	Girls	Boys	Girls	Boys	Girls	Boys	Girls	Boys	Girls		
Tigray	44198	40110	25809	23002	27289	20289	29006	21383	25336	13664	13306	6833	7082	4858	4893	2937	176919	133076	309995	42.9
Afar	3155	1519	1188	619	935	727	845	611	773	599	907	752	751	559	486	366	9040	5752	14792	38.9
Amhara	168622	144065	63072	47636	41955	30246	30090	23503	22799	18641	21682	20125	18212	16783	16948	15990	383380	316989	700369	45.3
Oromiya	326454	134940	142604	56995	91859	39318	59756	30854	44516	25157	42066	27703	40528	28518	30721	21088	778504	364573	1143077	31.9
Somalia	14468	5473	9454	3831	6148	2510	5759	2079	4535	1530	3139	1023	602	233	350	160	44455	16839	61294	27.5
Benshangul_Gumuz	15830	7475	7470	2192	3975	1171	2477	630	1471	470	1034	388	834	346	609	243	33700	12915	46615	27.7
SNNP	281750	123095	126370	50289	82808	32021	56804	23018	41769	16942	37937	16479	30803	12687	24713	10869	682954	285400	968354	29.5
Gambella	5134	3476	2712	1363	1777	806	1344	634	873	271	877	266	602	242	562	164	13881	7222	21103	34.2
Harari	2413	1384	944	726	796	651	672	595	700	593	809	726	675	617	750	724	7759	6016	13775	43.7
Addis Ababa	10711	11689	9422	10363	9648	10472	10573	11581	9864	10684	10547	12375	12322	13836	11238	13352	84325	94352	178677	52.8
Dire Dawa	2100	1466	1324	1129	1052	971	979	1029	904	770	1044	1020	909	754	867	838	9179	7977	17156	46.5
<b>Total</b>	<b>874835</b>	<b>474692</b>	<b>390369</b>	<b>198145</b>	<b>268242</b>	<b>139182</b>	<b>198305</b>	<b>115917</b>	<b>153540</b>	<b>89321</b>	<b>133348</b>	<b>87690</b>	<b>113320</b>	<b>79433</b>	<b>92137</b>	<b>66731</b>	<b>2224096</b>	<b>1251111</b>	<b>3475207</b>	<b>36.0</b>

**Enrollment by grade, 1989 E.C (1996/1997)**

**Government Primary Schools**

Region	Grade 1		Grade 2		Grade 3		Grade 4		Grade 5		Grade 6		Grade 7		Grade 8		Total		Grand Total	Girls %
	Boys	Girls	Boys	Girls	Boys	Girls	Boys	Girls	Boys	Girls	Boys	Girls	Boys	Girls	Boys	Girls	Boys	Girls		
Tigray	42390	37181	26721	24631	22817	19537	23782	19682	23157	16130	21711	11580	11537	6623	5670	3301	177785	138665	316450	43.8
Afar	3155	1519	1188	619	935	727	845	611	773	599	907	752	751	559	486	366	9040	5752	14792	38.9
Amhara	210424	175135	105818	81837	55556	39642	39125	28161	29330	22759	21297	16384	22393	22187	17687	16401	501630	402506	904136	44.5
Oromiya	380265	164346	199425	77503	124102	47883	86091	37548	56028	28461	40978	22398	47000	33409	34930	23067	968819	434615	1403434	31.0
Somalia	14468	5473	9454	3831	6148	2510	5759	2079	4535	1530	3139	1023	602	233	350	160	44455	16839	61294	27.5
Benshangul_Gumuz	16450	7660	8277	2980	5408	1656	3363	1038	2171	628	1518	492	1043	386	767	357	38997	15197	54194	28.0
SNNP	295868	137635	163949	69769	110178	42691	76181	29524	50335	19644	39640	16705	35864	14972	29862	12504	801877	343444	1145321	30.0
Gambella	7277	4464	3101	1930	2650	1327	1781	788	1253	415	893	270	1146	322	889	277	18990	9793	28783	34.0
Harari	685	613	730	506	526	467	510	424	507	457	546	503	818	668	865	823	5187	4461	9648	46.2
Addis Ababa	9806	10819	10368	11315	9848	10703	10807	11713	10664	12038	9194	9831	12156	14580	11712	14129	84555	95128	179683	52.9
Dire Dawa	5273	3737	1809	1227	1560	1314	1287	1252	1229	1078	1068	934	1236	1232	1066	989	14528	11763	26291	44.7
<b>Total</b>	<b>986061</b>	<b>548582</b>	<b>530840</b>	<b>276148</b>	<b>339728</b>	<b>168457</b>	<b>249531</b>	<b>132820</b>	<b>179982</b>	<b>103739</b>	<b>140891</b>	<b>80872</b>	<b>134546</b>	<b>95171</b>	<b>104284</b>	<b>72374</b>	<b>2665863</b>	<b>1478163</b>	<b>4144026</b>	<b>35.7</b>



**Enrollment by grade, 1990 E.C (1997/1998)**

**Government Primary Schools**

Region	Grade 1		Grade 2		Grade 3		Grade 4		Grade 5		Grade 6		Grade 7		Grade 8		Total		Grand Total	Girls %
	Boys	Girls	Boys	Girls	Boys	Girls	Boys	Girls	Boys	Girls	Boys	Girls	Boys	Girls	Boys	Girls	Boys	Girls		
Tigray	61534	56531	29677	24888	26421	22549	24775	21623	21887	15870	22413	13934	20553	10904	10427	5020	217687	171319	389006	44.0
Afar	3155	1519	1188	619	935	727	845	610	773	599	907	752	751	559	486	366	9040	5751	14791	38.9
Amhara	217965	185918	122472	91494	91860	66520	51040	36278	38922	27847	27062	19913	22641	20028	17286	15838	589248	463836	1053084	44.0
Oromiya	401178	199021	233681	95152	168182	62945	115148	46271	79724	34934	50853	25420	47213	30647	38625	25059	1134604	519449	1654053	31.4
Somalia	14468	5473	9454	3831	6148	2510	5759	2079	4535	1530	3139	1023	602	233	350	160	44455	16839	61294	27.5
Benshangul_Gumuz	20079	10997	10279	4387	7231	2520	4995	1567	3166	977	1986	572	1493	571	951	379	50180	21970	72150	30.5
SNNP	303045	154047	166441	76465	132732	55753	96032	37944	64263	25017	43221	17319	37888	16958	32414	14058	876036	397561	1273597	31.2
Gambella	6418	4335	3664	2300	3042	1833	2604	1376	1908	632	1231	361	1158	285	1174	251	21199	11373	32572	34.9
Harari	3121	2092	2339	1271	1292	739	953	651	872	704	748	608	897	787	777	780	10999	7632	18631	41.0
Addis Ababa	10008	11433	9275	10317	10489	11495	11048	12001	11965	12915	9578	10756	10986	12640	11075	13600	84424	95157	179581	53.0
Dire Dawa	4106	2907	2586	1687	1312	993	1209	1098	1142	997	948	899	1168	994	1215	1161	13686	10736	24422	44.0
<b>Total</b>	<b>1045077</b>	<b>634273</b>	<b>591056</b>	<b>312411</b>	<b>449644</b>	<b>228584</b>	<b>314408</b>	<b>161498</b>	<b>229157</b>	<b>122022</b>	<b>162086</b>	<b>91557</b>	<b>145350</b>	<b>94606</b>	<b>114780</b>	<b>76672</b>	<b>3051558</b>	<b>1721623</b>	<b>4773181</b>	<b>36.1</b>

**Enrollment by grade, 1991 E.C (1998/1999)**

**Government Primary Schools**

Region	Grade 1		Grade 2		Grade 3		Grade 4		Grade 5		Grade 6		Grade 7		Grade 8		Total		Grand Total	Girls %
	Boys	Girls	Boys	Girls	Boys	Girls	Boys	Girls	Boys	Girls	Boys	Girls	Boys	Girls	Boys	Girls	Boys	Girls		
Tigray	48614	46989	41080	38058	28589	23097	26327	23169	22026	17704	20609	14353	20968	13923	19169	11002	227382	188295	415677	45.3
Afar	3211	1913	1453	920	1239	740	1124	638	986	606	666	475	844	660	718	464	10241	6416	16657	38.5
Amhara	240307	225759	137870	109136	107505	79117	81940	56132	48571	35833	34673	24274	27397	22182	19845	17114	698108	569547	1267655	44.9
Oromiya	426300	246695	255164	120243	198900	80568	145505	55215	106151	42648	70558	30261	55109	32239	42642	27383	1300329	635252	1935581	32.8
Somalia	14468	5473	9454	3831	6148	2510	5759	2079	4535	1530	3139	1023	602	233	350	160	44455	16839	61294	27.5
Benshangul_Gumuz	17095	10884	11535	5779	8696	3606	6256	2232	4246	1420	2835	812	1933	763	1103	378	53699	25874	79573	32.5
SNNP	280977	161387	170194	86244	139551	64540	113500	48579	80967	32704	53115	20979	43931	19881	32711	14166	914946	448480	1363426	32.9
Gambella	6538	4450	3712	2425	3226	2158	2848	1767	2292	1056	1528	453	1229	302	1280	314	22653	12925	35578	36.3
Harari	3866	2940	2193	1377	2012	1066	1293	677	1054	726	837	618	1012	831	845	690	13112	8925	22037	40.5
Addis Ababa	9927	11447	9472	10881	9429	10638	11500	12447	11514	12750	10018	11354	11917	13793	8842	9636	82619	92946	175565	52.9
Dire Dawa	3572	2601	2567	1898	2237	1445	1220	987	1275	1070	1038	959	1201	976	1125	1135	14235	11071	25306	43.7
<b>Total</b>	<b>1054875</b>	<b>720538</b>	<b>644694</b>	<b>380792</b>	<b>507532</b>	<b>269485</b>	<b>397272</b>	<b>203922</b>	<b>283617</b>	<b>148047</b>	<b>199016</b>	<b>105561</b>	<b>166143</b>	<b>105783</b>	<b>128630</b>	<b>82442</b>	<b>3381779</b>	<b>2016570</b>	<b>5398349</b>	<b>37.4</b>

**Enrollment by grade, 1988 E.C (1995/1996)**

**Non-Government Primary Schools**

Region	Grade 1		Grade 2		Grade 3		Grade 4		Grade 5		Grade 6		Grade 7		Grade 8		Total		Grand Total	Girls %
	Boys	Girls	Boys	Girls	Boys	Girls	Boys	Girls	Boys	Girls	Boys	Girls	Boys	Girls	Boys	Girls	Boys	Girls		
Tigray	955	968	641	638	603	487	574	485	478	329	360	377	378	251	395	320	4384	3855	8239	46.8
Amhara	769	837	573	563	493	449	489	519	462	371	393	431	117	146	120	139	3416	3455	6871	50.3
Oromiya	16998	8706	8094	4306	5374	3110	3495	2428	2785	2095	2474	2072	1758	1346	1574	1464	42552	25527	68079	37.5
Somalia	55	45	42	54	46	40	39	36	43	41	28	23	29	22			282	261	543	48.1
SNNP	11349	5341	5620	2488	3689	1529	2526	1207	2062	968	1706	873	1141	640	1009	469	29102	13515	42617	31.7
Gambella	89	104	100	109	82	70	62	34	49	19	40	14					422	350	772	45.3
Harari	259	213	182	138	160	137	130	130	131	112	108	97	129	113	164	159	1263	1099	2362	46.5
Addis Ababa	13535	13750	11467	11984	10605	10679	10427	10607	9759	9985	10078	10918	9149	10164	10875	13465	85895	91552	177447	51.6
Dire Dawa	629	625	466	416	427	376	404	339	345	373	367	321	230	186	144	134	3012	2770	5782	47.9
<b>Total</b>	<b>44638</b>	<b>30589</b>	<b>27185</b>	<b>20696</b>	<b>21479</b>	<b>16877</b>	<b>18146</b>	<b>15785</b>	<b>16114</b>	<b>14293</b>	<b>15554</b>	<b>15126</b>	<b>12931</b>	<b>12868</b>	<b>14281</b>	<b>16150</b>	<b>170328</b>	<b>142384</b>	<b>312712</b>	<b>45.5</b>

**Enrollment by grade, 1989 E.C (1996/1997)**

**Non-Government Primary Schools**

Region	Grade 1		Grade 2		Grade 3		Grade 4		Grade 5		Grade 6		Grade 7		Grade 8		Total		Grand Total	Girls %
	Boys	Girls	Boys	Girls	Boys	Girls	Boys	Girls	Boys	Girls	Boys	Girls	Boys	Girls	Boys	Girls	Boys	Girls		
Tigray	1217	1193	837	924	780	735	691	625	565	497	532	457	572	537	335	269	5529	5237	10766	48.6
Amhara	772	738	563	582	484	503	435	419	416	402	391	271	166	182	121	133	3348	3230	6578	49.1
Oromiya	13473	7548	7780	4171	5477	3218	4137	2562	2777	2046	2216	1755	1439	1429	1237	1249	38536	23978	62514	38.4
Somalia	55	45	42	54	46	40	39	36	43	41	28	23	29	22			282	261	543	48.1
SNNP	12125	6507	6965	3546	4925	2474	3348	1599	2449	1227	1934	1040	1169	666	1050	609	33965	17668	51633	34.2
Gambella	40	48	68	85	60	58	69	55	80	51	67	24					384	321	705	45.5
Harari	3181	1693	1195	582	654	411	485	330	400	291	373	271	91	89	94	103	6473	3770	10243	36.8
Addis Ababa	13999	14273	11369	11978	11130	11336	10537	10680	10436	10520	9116	9355	9073	9877	11032	14001	86692	92020	178712	51.5
Dire Dawa	199	179	174	140	177	169	161	157	157	146	145	133	148	188	158	143	1319	1255	2574	48.8
<b>Total</b>	<b>45061</b>	<b>32224</b>	<b>28993</b>	<b>22062</b>	<b>23733</b>	<b>18944</b>	<b>19902</b>	<b>16463</b>	<b>17323</b>	<b>15221</b>	<b>14802</b>	<b>13329</b>	<b>12687</b>	<b>12990</b>	<b>14027</b>	<b>16507</b>	<b>176528</b>	<b>147740</b>	<b>324268</b>	<b>35.7</b>

**Enrollment by grade, 1990 E.C (1997/1998)**

**Non- Government Primary Schools**

Region	Grade 1		2		3		4		5		6		7		8		Total		Grand Total	Girls %
	Boys	Girls	Boys	Girls	Boys	Girls	Boys	Girls	Boys	Girls	Boys	Girls	Boys	Girls	Boys	Girls	Boys	Girls		
Tigray	1081	1003	627	678	626	659	628	574	446	428	481	392	437	325	280	272	4606	4331	8937	48.5
Amhara	832	779	624	636	553	552	471	494	363	371	322	274	247	248	108	128	3520	3482	7002	49.7
Oromiya	11538	6550	6385	3532	5191	2918	4002	2526	2989	2004	2128	1675	1539	1423	1311	1154	35083	21782	56865	38.3
Somalia	55	45	42	54	46	40	39	36	43	41	28	23	29	22			282	261	543	48.1
Benshangul_Gumuz	424	103	38	10													462	113	575	19.7
SNNP	13851	7406	6779	3698	5567	2810	4048	2061	2903	1375	2174	1131	1366	798	1001	628	37689	19907	57596	34.6
Harari	182	218	196	170	154	152	162	142	134	114	108	100	119	87	79	80	1134	1063	2197	48.4
Addis Ababa	13142	13886	11937	12222	11368	11939	11609	11852	10682	10980	9772	9764	8424	9060	9735	11776	86669	91479	178148	51.4
Dire Dawa	619	536	462	387	436	348	404	346	399	305	291	240	235	203	216	199	3062	2564	5626	45.6
<b>Total</b>	<b>41724</b>	<b>30526</b>	<b>27090</b>	<b>21387</b>	<b>23941</b>	<b>19418</b>	<b>21363</b>	<b>18031</b>	<b>17959</b>	<b>15618</b>	<b>15304</b>	<b>13599</b>	<b>12396</b>	<b>12166</b>	<b>12730</b>	<b>14237</b>	<b>172507</b>	<b>144982</b>	<b>317489</b>	<b>45.7</b>

**Enrollment by grade, 1991 E.C (1998/1999)**

**Non-Government Primary Schools**

Region	Grade 1		2		3		4		5		6		7		8		Total		Grand Total	Girls %
	Boys	Girls	Boys	Girls	Boys	Girls	Boys	Girls	Boys	Girls	Boys	Girls	Boys	Girls	Boys	Girls	Boys	Girls		
Tigray	981	1024	735	748	608	660	663	689	561	571	424	454	541	450	489	393	5002	4989	9991	49.9
Afar	68	46	24	15	17	17	19	18	12	11	17	22					157	129	286	45.1
Amhara	659	695	591	537	549	541	463	471	392	413	330	313	321	299	217	200	3522	3469	6991	49.6
Oromiya	11904	7843	7329	4341	5749	3128	4241	2424	3315	2144	2417	1686	1677	1471	1269	1176	37901	24213	62114	39.0
Somalia	55	45	42	54	46	40	39	36	43	41	28	23	29	22			282	261	543	48.1
Benshangul_Gumuz	258	102	239	66	26	3											523	171	694	24.6
SNNP	7518	4050	4197	2432	3501	1990	2918	1431	2237	1114	1788	880	1426	793	1078	710	24663	13400	38063	35.2
Harari	175	141	122	123	144	103	119	105	131	113	99	79	79	69	57	61	926	794	1720	46.2
Addis Ababa	13846	14013	10781	11643	11369	11738	11450	12160	11144	11590	9698	9955	9559	10172	8358	9802	86205	91073	177278	51.4
Dire Dawa	726	623	479	398	437	403	455	381	402	324	349	292	290	231	225	189	3363	2841	6204	45.8
<b>Total</b>	<b>36190</b>	<b>28582</b>	<b>24539</b>	<b>20357</b>	<b>22446</b>	<b>18623</b>	<b>20367</b>	<b>17715</b>	<b>18237</b>	<b>16321</b>	<b>15150</b>	<b>13704</b>	<b>13922</b>	<b>13507</b>	<b>11693</b>	<b>12531</b>	<b>162544</b>	<b>141340</b>	<b>303884</b>	<b>46.5</b>

**Enrollment by grade, 1988 E.C (1995/1996)**  
**Government and Non-Government Secondary Schools**

Grade	9		10		11		12		Total		Grand Total	Girls %
	Boys	Girls	Boys	Girls	Boys	Girls	Boys	Girls	Boys	Girls		
Tigray	3653	2495	2511	1401	2165	1207	1437	830	9766	5933	15699	37.8
Afar	361	243	226	127	131	54	68	31	786	455	1241	36.7
Amhara	14837	14924	10171	8945	8949	6601	5607	3128	39564	33598	73162	45.9
Oromiya	27972	22913	16951	11028	15154	8312	9035	4297	69112	46550	115662	40.2
Somalia	379	103	297	76	214	49	141	28	1031	256	1287	19.9
Benshagul_Gumuz	406	265	270	113	177	102	170	71	1023	551	1574	35.0
SNNP	18606	9656	10956	5009	7781	3372	5032	1972	42375	20009	62384	32.1
Gambella	482	137	313	50	202	57	104	31	1101	275	1376	20.0
Harari	961	1120	591	520	645	415	394	254	2591	2309	4900	47.1
Addis Ababa	20638	24779	15806	16816	13773	13565	8110	6407	58327	61567	119894	51.4
Dire Dawa	1072	998	701	638	757	670	399	339	2929	2645	5574	47.5
<b>Total</b>	<b>89367</b>	<b>77633</b>	<b>58793</b>	<b>44723</b>	<b>49948</b>	<b>34404</b>	<b>30497</b>	<b>17388</b>	<b>228605</b>	<b>174148</b>	<b>402753</b>	<b>43.2</b>

**Enrollment by grade, 1989 E.C (1996/1997)**  
**Government and Non-Government Secondary Schools**

Grade	9		10		11		12		Total		Grand Total	Girls %
	Boys	Girls	Boys	Girls	Boys	Girls	Boys	Girls	Boys	Girls		
Tigray	4093	2460	2800	1423	2455	1202	1688	628	11036	5713	16749	34.1
Afar	361	243	226	127	131	54	68	31	786	455	1241	36.7
Amhara	15335	14967	10909	9001	10187	6923	5524	2932	41955	33823	75778	44.6
Oromiya	29060	21633	19854	11558	16754	8331	9699	4117	75367	45639	121006	37.7
Somalia	379	103	297	76	214	49	141	28	1031	256	1287	19.9
Benshagul_Gumuz	550	353	341	149	286	134	179	64	1356	700	2056	34.0
SNNP	21999	10931	14013	6039	10253	3904	5135	1996	51400	22870	74270	30.8
Gambella	678	175	389	98	302	82	198	56	1567	411	1978	20.8
Harari	1040	1064	719	618	707	553	426	275	2892	2510	5402	46.5
Addis Ababa	20527	24223	14786	15314	14159	13540	9646	8815	59118	61892	121010	51.1
Dire Dawa	1160	1119	786	653	674	502	481	343	3101	2617	5718	45.8
<b>Total</b>	<b>95182</b>	<b>77271</b>	<b>65120</b>	<b>45056</b>	<b>56122</b>	<b>35274</b>	<b>33185</b>	<b>19285</b>	<b>249609</b>	<b>176886</b>	<b>426495</b>	<b>41.5</b>

**Enrollment by grade 1990 E.C (1997/1998)**  
**Government and Non-Government Secondary Schools**

Grade	9		10		11		12		Total		Grand Total	Girls %
	Boys	Girls	Boys	Girls	Boys	Girls	Boys	Girls	Boys	Girls		
Tigray	5533	2813	3497	1630	3026	1389	2010	788	14066	6620	20686	32.0
Afar	361	243	226	127	131	54	68	31	786	455	1241	36.7
Amhara	18239	17519	11758	9514	11753	7557	6709	3783	48459	38373	86832	44.2
Oromiya	33866	23660	22056	12849	19989	9088	10875	4469	86786	50066	136852	36.6
Somalia	379	103	297	76	214	49	141	28	1031	256	1287	19.9
Benshagul_Gumuz	773	375	453	210	393	186	259	93	1878	864	2742	31.5
SNNP	20851	10338	14241	6488	12288	4879	6209	2202	53589	23907	77496	30.8
Gambella	744	182	505	101	394	94	286	56	1929	433	2362	18.3
Harari	984	938	787	664	919	650	489	332	3179	2584	5763	44.8
Addis Ababa	23138	28017	14398	15032	15052	14439	9017	7489	61605	64977	126582	51.3
Dire Dawa	1271	1081	872	698	738	490	390	286	3271	2555	5826	43.9
<b>Total</b>	<b>106139</b>	<b>85269</b>	<b>69090</b>	<b>47389</b>	<b>64897</b>	<b>38875</b>	<b>36453</b>	<b>19557</b>	<b>276579</b>	<b>191090</b>	<b>467669</b>	<b>40.9</b>

**Enrollment by grade, 1991 E.C (1998/1999)**  
**Government and Non-Government Secondary Schools**

Grade	9		10		11		12		Total		Grand Total	Girls %
	Boys	Girls	Boys	Girls	Boys	Girls	Boys	Girls	Boys	Girls		
Tigray	8208	3920	4340	2222	3079	1518	2397	1060	18024	8720	26744	32.6
Afar	494	341	379	219	127	70	132	56	1132	686	1818	37.7
Amhara	19525	20304	13721	11596	12642	8935	7552	4153	53440	44988	98428	45.7
Oromiya	36452	25569	25111	14690	23499	10595	12245	5320	97307	56174	153481	36.6
Somalia	379	103	297	76	214	49	141	28	1031	256	1287	19.9
Benshagul_Gumuz	949	457	581	300	463	241	309	132	2302	1130	3432	32.9
SNNP	25375	12583	15625	6909	14481	5383	7557	2614	63038	27489	90527	30.4
Gambella	836	203	644	120	491	114	356	73	2327	510	2837	18.0
Harari	1074	1052	764	559	1003	664	561	403	3402	2678	6080	44.0
Addis Ababa	22948	27034	17605	17704	13907	12818	10093	8591	64553	66147	130700	50.6
Dire Dawa	1352	1217	896	677	859	638	451	304	3558	2836	6394	44.4
<b>Total</b>	<b>117592</b>	<b>92783</b>	<b>79963</b>	<b>55072</b>	<b>70765</b>	<b>41025</b>	<b>41794</b>	<b>22734</b>	<b>310114</b>	<b>211614</b>	<b>521728</b>	<b>40.6</b>

**Enrollment by grade, 1988 E.C (1995/1996)**

**Government Secondary Schools**

Grade	9		10		11		12		Total		Grand Total	Girls %
	Boys	Girls	Boys	Girls	Boys	Girls	Boys	Girls	Boys	Girls		
Tigray	3552	2422	2448	1343	2165	1207	1437	830	9602	5802	15404	37.7
Afar	361	243	226	127	131	54	68	31	786	455	1241	36.7
Amhara	14837	14924	10171	8945	8949	6601	5607	3128	39564	33598	73162	45.9
Oromiya	27096	22371	16323	10655	14629	8097	8725	4138	66773	45261	112034	40.4
Somalia	379	103	297	76	214	49	141	28	1031	256	1287	19.9
Benshagul_Gumuz	406	265	270	113	177	102	170	71	1023	551	1574	35.0
SNNP	18517	9562	10902	4967	7744	3333	5016	1950	42179	19812	61991	32.0
Gambella	482	137	313	50	202	57	104	31	1101	275	1376	20.0
Harari	961	1120	591	520	645	415	394	254	2591	2309	4900	47.1
Addis Ababa	19717	23724	15128	16036	13287	13015	7789	5992	55921	58767	114688	51.2
Dire Dawa	1009	949	645	576	725	646	372	316	2751	2487	5238	47.5
<b>Total</b>	<b>87317</b>	<b>75820</b>	<b>57314</b>	<b>43408</b>	<b>48868</b>	<b>33576</b>	<b>29823</b>	<b>16769</b>	<b>223322</b>	<b>169573</b>	<b>392895</b>	<b>43.2</b>

**Enrollment by grade, 1989 E.C (1996/1997)**

**Government Secondary Schools**

Grade	9		10		11		12		Total		Grand Total	Girls %
	Boys	Girls	Boys	Girls	Boys	Girls	Boys	Girls	Boys	Girls		
Tigray	3926	2323	2669	1352	2445	1199	1673	626	10713	5500	16213	33.9
Afar	361	243	226	127	131	54	68	31	786	455	1241	36.7
Amhara	15335	14967	10909	9001	10187	6923	5524	2932	41955	33823	75778	44.6
Oromiya	28600	21333	19408	11295	16318	8097	9445	3994	73771	44719	118490	37.7
Somalia	379	103	297	76	214	49	141	28	1031	256	1287	19.9
Benshagul_Gumuz	550	353	341	149	286	134	179	64	1356	700	2056	34.0
SNNP	21821	10797	13912	5950	10185	3848	5093	1966	51011	22561	73572	30.7
Gambella	678	175	389	98	302	82	198	56	1567	411	1978	20.8
Harari	1020	1051	719	618	707	553	426	275	2872	2497	5369	46.5
Addis Ababa	19573	23188	14023	14477	13560	12866	9317	8458	56473	58989	115462	51.1
Dire Dawa	1123	1087	724	609	620	443	456	331	2923	2470	5393	45.8
<b>Total</b>	<b>93366</b>	<b>75620</b>	<b>63617</b>	<b>43752</b>	<b>54955</b>	<b>34248</b>	<b>32520</b>	<b>18761</b>	<b>244458</b>	<b>172381</b>	<b>416839</b>	<b>41.4</b>

**Enrollment by grade 1990 E.C (1997/1998)**

**Government Secondary Schools**

Grade Region	9		10		11		12		Total		Grand Total	Girls %
	Boys	Girls	Boys	Girls	Boys	Girls	Boys	Girls	Boys	Girls		
Tigray	5480	2777	3466	1615	3011	1377	2003	775	13960	6544	20504	31.9
Afar	361	243	226	127	131	54	68	31	786	455	1241	36.7
Amhara	18239	17519	11758	9514	11753	7557	6709	3783	48459	38373	86832	44.2
Oromiya	33407	23383	21643	12633	19620	8907	10614	4345	85284	49268	134552	36.6
Somalia	379	103	297	76	214	49	141	28	1031	256	1287	19.9
Benshagul_Gumuz	773	375	453	210	393	186	259	93	1878	864	2742	31.5
SNNP	20682	10202	14123	6391	12187	4815	6158	2172	53150	23580	76730	30.7
Gambella	744	182	505	101	394	94	286	56	1929	433	2362	18.3
Harari	962	922	771	650	919	650	489	332	3141	2554	5695	44.8
Addis Ababa	22157	26910	13580	14108	14343	13660	8600	6979	58680	61657	120337	51.2
Dire Dawa	1185	989	813	644	678	445	348	256	3024	2334	5358	43.6
<b>Total</b>	<b>104369</b>	<b>83605</b>	<b>67635</b>	<b>46069</b>	<b>63643</b>	<b>37794</b>	<b>35675</b>	<b>18850</b>	<b>271322</b>	<b>186318</b>	<b>457640</b>	<b>40.7</b>

**Enrollment by grade, 1991 E.C (1998/1999)**

**Government Secondary Schools**

Grade Region	9		10		11		12		Total		Grand Total	Girls %
	Boys	Girls	Boys	Girls	Boys	Girls	Boys	Girls	Boys	Girls		
Tigray	8167	3877	4304	2194	3054	1511	2386	1054	17911	8636	26547	32.5
Afar	494	341	379	219	127	70	132	56	1132	686	1818	37.7
Amhara	19500	20252	13706	11571	12642	8935	7552	4153	53400	44911	98311	45.7
Oromiya	36004	25254	24709	14451	23100	10412	11990	5188	95803	55305	151108	36.6
Somalia	379	103	297	76	214	49	141	28	1031	256	1287	19.9
Benshagul_Gumuz	949	457	581	300	463	241	309	132	2302	1130	3432	32.9
SNNP	25231	12453	15521	6845	14372	5326	7510	2583	62634	27207	89841	30.3
Gambella	836	203	644	120	491	114	356	73	2327	510	2837	18.0
Harari	1054	1037	744	547	986	653	561	403	3345	2640	5985	44.1
Addis Ababa	21883	25814	16726	16735	13092	11997	9564	7974	61265	62520	123785	50.5
Dire Dawa	1276	1152	820	602	799	594	404	267	3299	2615	5914	44.2
<b>Total</b>	<b>115773</b>	<b>90943</b>	<b>78431</b>	<b>53660</b>	<b>69340</b>	<b>39902</b>	<b>40905</b>	<b>21911</b>	<b>304449</b>	<b>206416</b>	<b>510865</b>	<b>40.4</b>

**Enrollment by grade, 1988 E.C (1995/1996)**

**Non-Government Secondary Schools**

Region	Grade 9		Grade 10		Grade 11		Grade 12		Total		Grand Total	Girls %
	Boys	Girls	Boys	Girls	Boys	Girls	Boys	Girls	Boys	Girls		
Tigray	101	73	63	58					164	131	295	44.4
Oromiya	876	542	628	373	525	215	310	159	2339	1289	3628	35.5
SNNP	89	94	54	42	37	39	16	22	196	197	393	50.1
Addis Ababa	921	1055	678	780	486	550	321	415	2406	2800	5206	53.8
Dire Dawa	63	49	56	62	32	24	27	23	178	158	336	47.0
<b>Total</b>	<b>2050</b>	<b>1813</b>	<b>1479</b>	<b>1315</b>	<b>1080</b>	<b>828</b>	<b>674</b>	<b>619</b>	<b>5283</b>	<b>4575</b>	<b>9858</b>	<b>46.4</b>

**Enrollment by grade, 1989 E.C (1996/1997)**

**Non-Government Secondary Schools**

Region	Grade 9		Grade 10		Grade 11		Grade 12		Total		Grand Total	Girls %
	Boys	Girls	Boys	Girls	Boys	Girls	Boys	Girls	Boys	Girls		
Tigray	167	137	131	71	10	3	15	2	323	213	536	39.7
Oromiya	460	300	446	263	436	234	254	123	1596	920	2516	36.6
SNNP	178	134	101	89	68	56	42	30	389	309	698	44.3
Harari	20	13							20	13	33	39.4
Addis Ababa	954	1035	763	837	599	674	329	357	2645	2903	5548	52.3
Dire Dawa	37	32	62	44	54	59	25	12	178	147	325	45.2
<b>Total</b>	<b>1816</b>	<b>1651</b>	<b>1503</b>	<b>1304</b>	<b>1167</b>	<b>1026</b>	<b>665</b>	<b>524</b>	<b>5151</b>	<b>4505</b>	<b>9656</b>	<b>46.7</b>

**Enrollment by grade 1990 E.C (1997/1998)**

**Non-Government Secondary Schools**

Region	Grade 9		Grade 10		Grade 11		Grade 12		Total		Grand Total	Girls %
	Boys	Girls	Boys	Girls	Boys	Girls	Boys	Girls	Boys	Girls		
Tigray	53	36	31	15	15	12	7	13	106	76	182	41.8
Oromiya	459	277	413	216	369	181	261	124	1502	798	2300	34.7
SNNP	169	136	118	97	101	64	51	30	439	327	766	42.7
Harari	22	16	16	14					38	30	68	44.1
Addis Ababa	981	1107	818	924	709	779	417	510	2925	3320	6245	53.2
Dire Dawa	86	92	59	54	60	45	42	30	247	221	468	47.2
<b>Total</b>	<b>1770</b>	<b>1664</b>	<b>1455</b>	<b>1320</b>	<b>1254</b>	<b>1081</b>	<b>778</b>	<b>707</b>	<b>5257</b>	<b>4772</b>	<b>10029</b>	<b>47.6</b>

**Enrollment by grade, 1991 E.C (1998/1999)**

**Non-Government Secondary Schools**

Region	Grade 9		Grade 10		Grade 11		Grade 12		Total		Grand Total	Girls %
	Boys	Girls	Boys	Girls	Boys	Girls	Boys	Girls	Boys	Girls		
Tigray	41	43	36	28	25	7	11	6	113	84	197	42.6
Amhara	25	52	15	25					40	77	117	65.8
Oromiya	448	315	402	239	399	183	255	132	1504	869	2373	36.6
SNNP	144	130	104	64	109	57	47	31	404	282	686	41.1
Harari	20	15	20	12	17	11			57	38	95	40.0
Addis Ababa	1065	1220	879	969	815	821	529	617	3288	3627	6915	52.5
Dire Dawa	76	65	76	75	60	44	47	37	259	221	480	46.0
<b>Total</b>	<b>1819</b>	<b>1840</b>	<b>1532</b>	<b>1412</b>	<b>1425</b>	<b>1123</b>	<b>889</b>	<b>823</b>	<b>5665</b>	<b>5198</b>	<b>10863</b>	<b>47.9</b>



## National Education Expenditure

(In millions of Birr)

Year E.C.	Description	Expenditure Type	Region											Federal Government	National Total	Year G.C.
			Tigray	Afar	Amhara	Oromiya	Somalia	Benshagul Gumuz	SNNP	Gambella	Harari	Region 14	Dire Dawa			
1988	Education Expenditure	Recurrent	50.51	9.57	191.61	302.91	9.71	11.21	164.43	7.00	8.99	71.40	6.19	107.49	941.01	1995/96
		Capital	34.95	8.95	20.22	39.88	10.93	2.25	16.87	1.01	0.29	4.29	0.99	301.23	441.86	
		Actual Total	<b>85.46</b>	<b>18.52</b>	<b>211.83</b>	<b>342.79</b>	<b>20.64</b>	<b>13.46</b>	<b>181.30</b>	<b>8.01</b>	<b>9.28</b>	<b>75.69</b>	<b>7.18</b>	<b>408.72</b>	<b>1,382.87</b>	
	Total Expenditure	Recurrent	167.10	48.89	505.52	836.50	53.98	42.64	436.15	48.44	29.18	277.99	24.15	3,423.59	5,894.14	
		Capital	131.38	65.49	222.10	281.95	109.72	51.02	230.65	35.37	11.76	182.14	4.90	2,236.16	3,562.65	
		Actual Total	<b>298.48</b>	<b>114.38</b>	<b>727.62</b>	<b>1,118.45</b>	<b>163.70</b>	<b>93.66</b>	<b>666.80</b>	<b>83.81</b>	<b>40.94</b>	<b>460.13</b>	<b>29.05</b>	<b>5,659.75</b>	<b>9,456.79</b>	
1989	Education Expenditure	Recurrent	54.99	3.90	203.85	326.30	15.83	11.38	174.97	4.34	8.77	75.14	6.50	147.99	1,033.96	1996/97
		Capital	32.47	4.66	36.18	82.88	15.10	6.95	42.23	7.91	2.96	1.86	1.23	195.04	429.47	
		Preliminary Actual Total	<b>87.46</b>	<b>8.56</b>	<b>240.03</b>	<b>409.18</b>	<b>30.93</b>	<b>18.33</b>	<b>217.20</b>	<b>12.25</b>	<b>11.73</b>	<b>77.00</b>	<b>7.73</b>	<b>343.03</b>	<b>1,463.43</b>	
	Total Expenditure	Recurrent	182.46	30.47	537.61	818.75	52.50	43.14	446.19	43.01	29.81	269.70	23.90	3,653.49	6,131.02	
		Preliminary Capital	211.74	36.16	300.36	426.28	111.73	58.38	234.57	39.67	9.49	196.39	9.66	2,604.50	4,238.94	
		Actual Total	<b>394.20</b>	<b>66.63</b>	<b>837.97</b>	<b>1,245.03</b>	<b>164.23</b>	<b>101.52</b>	<b>680.76</b>	<b>82.68</b>	<b>39.30</b>	<b>466.09</b>	<b>33.56</b>	<b>6,257.99</b>	<b>10,369.96</b>	
1990	Education Expenditure	Recurrent	60.84	11.82	211.89	355.96	12.58	5.40	178.03	3.36	11.92	90.01	7.48	173.71	1,123.00	1997/98
		Capital	16.95	8.92	30.31	49.71	25.94	11.06	37.38	9.97	4.20	2.26	0.28	173.50	370.48	
		Preliminary Actual Total	<b>77.79</b>	<b>20.74</b>	<b>242.20</b>	<b>405.67</b>	<b>38.52</b>	<b>16.46</b>	<b>215.41</b>	<b>13.33</b>	<b>16.12</b>	<b>92.27</b>	<b>7.76</b>	<b>347.21</b>	<b>1,493.48</b>	
	Total Expenditure	Recurrent	205.50	56.99	586.94	914.54	63.89	57.18	480.35	53.18	38.23	341.49	28.43	4,958.30	7,785.02	
		Preliminary Capital	134.00	102.20	210.96	328.85	173.00	102.21	222.59	40.41	43.43	379.19	17.10	2,511.70	4,265.64	
		Actual Total	<b>339.50</b>	<b>159.19</b>	<b>797.90</b>	<b>1,243.39</b>	<b>236.89</b>	<b>159.39</b>	<b>702.94</b>	<b>93.59</b>	<b>81.66</b>	<b>720.68</b>	<b>45.53</b>	<b>7,470.00</b>	<b>12,050.66</b>	
1991	Education Expenditure	Recurrent	69.69	16.55	230.48	393.07	13.12	12.09	205.22	4.34	12.65	97.32	8.55	175.53	1,238.61	1998/99
		Capital	33.40	35.32	65.98	111.23	54.05	25.31	85.71	29.04	6.99	83.83	5.87	287.30	824.03	
		Preliminary Actual Total	<b>103.09</b>	<b>51.87</b>	<b>296.46</b>	<b>504.30</b>	<b>67.17</b>	<b>37.40</b>	<b>290.93</b>	<b>33.38</b>	<b>19.64</b>	<b>181.15</b>	<b>14.42</b>	<b>462.83</b>	<b>2,062.64</b>	
	Total Expenditure	Recurrent	216.00	101.12	673.85	1,005.61	100.00	78.00	541.80	64.80	43.82	408.25	34.44	7,110.30	10,377.99	
		Preliminary Capital	229.20	192.34	441.66	546.42	341.38	133.88	382.64	98.40	59.75	753.66	30.51	3,252.40	6,462.24	
		Actual Total	<b>445.20</b>	<b>293.46</b>	<b>1,115.51</b>	<b>1,552.03</b>	<b>441.38</b>	<b>211.88</b>	<b>924.44</b>	<b>163.20</b>	<b>103.57</b>	<b>1,161.91</b>	<b>64.95</b>	<b>10,362.70</b>	<b>16,840.23</b>	
1992	Education Expenditure	Recurrent	72.73	14.25	234.06	414.23	17.23	17.32	211.67	4.72	13.71	107.91	8.65	277.00	1,393.48	1999/2000
		Capital	41.57	39.75	73.53	71.48	30.74	11.44	56.15	13.61	5.08	39.09	2.72	525.20	910.36	
		Budget Total	<b>114.30</b>	<b>54.00</b>	<b>307.59</b>	<b>485.71</b>	<b>47.97</b>	<b>28.76</b>	<b>267.82</b>	<b>18.33</b>	<b>18.79</b>	<b>147.00</b>	<b>11.37</b>	<b>802.20</b>	<b>2,303.84</b>	
	Total Expenditure	Recurrent	210.00	85.00	597.48	975.75	112.00	79.20	543.77	66.60	43.54	614.35	34.30	11,049.90	14,411.89	
		Capital	102.00	168.65	336.39	300.70	203.60	67.43	209.77	49.00	31.14	548.29	12.45	3,984.90	6,014.32	
		Budget Total	<b>312.00</b>	<b>253.65</b>	<b>933.87</b>	<b>1,276.45</b>	<b>315.60</b>	<b>146.63</b>	<b>753.54</b>	<b>115.60</b>	<b>74.68</b>	<b>1,162.64</b>	<b>46.75</b>	<b>15,034.80</b>	<b>20,426.21</b>	

Source: Ministry of Finance

### Enrollment in Kindergarten 1992 E.C.

Regions	Pupils			Teachers						Grand Total	Pupil Teacher Ratio	No. of Kinder- garten
				Trained		Untrained		Total				
	Boys	Girls	Total	Male	Female	Male	Female	Male	Female			
Tigray	2571	2755	<b>5326</b>	1	105			<b>1</b>	<b>105</b>	<b>106</b>	50	<b>72</b>
Afar*	340	299	<b>639</b>		2	9	2	<b>9</b>	<b>4</b>	<b>13</b>	49	<b>5</b>
Amhara	10267	8823	<b>19090</b>	5	189	5	136	<b>10</b>	<b>325</b>	<b>335</b>	57	<b>182</b>
Oromiya	11415	10955	<b>22370</b>	31	307	17	181	<b>48</b>	<b>488</b>	<b>536</b>	42	<b>202</b>
Somalia	450	464	<b>914</b>	6			10	<b>6</b>	<b>10</b>	<b>16</b>	57	<b>4</b>
Benshangul-Gumuz*	426	446	<b>872</b>	1	7		4	<b>1</b>	<b>11</b>	<b>12</b>	73	<b>9</b>
SNNP	8284	7282	<b>15566</b>	30	232	24	152	<b>54</b>	<b>384</b>	<b>438</b>	36	<b>112</b>
Gambella**	50	60	<b>110</b>		1		1		<b>2</b>	<b>2</b>	55	<b>1</b>
Harari	458	415	<b>873</b>		12	4	14	<b>4</b>	<b>26</b>	<b>30</b>	29	<b>6</b>
Addis Abeba	16572	15611	<b>32183</b>	19	751	33	477	<b>52</b>	<b>1228</b>	<b>1280</b>	25	<b>227</b>
Dire Dawa	948	819	<b>1767</b>	3	28	4	24	<b>7</b>	<b>52</b>	<b>59</b>	30	<b>14</b>
<b>Total</b>	<b>51781</b>	<b>47929</b>	<b>99710</b>	<b>96</b>	<b>1634</b>	<b>96</b>	<b>1001</b>	<b>192</b>	<b>2635</b>	<b>2827</b>	<b>35</b>	<b>834</b>

\* 1989 E.C. Data

\*\* 1991 E.C. Data

### Student Enrolment in Primary Schools

Government and Non-Government - 1992E.C.(1999/2000)

Region	Grade 1		Grade 2		Grade 3		Grade 4		Grade 5		Grade 6		Grade 7		Grade 8		Total		
	Male	Female	Male	Female	Male	Female	Male	Female	Male	Female	Male	Female	Male	Female	Male	Female	Male	Female	Both
Tigray	60315	60434	36634	35705	37131	34275	27268	23698	24197	21560	20971	16996	20222	14714	21689	17025	248427	224407	472834
Afar	6500	3117	1944	1018	1274	797	1150	777	986	604	825	493	907	629	661	406	14247	7841	22088
Amhara	251437	244908	166203	147928	122676	96856	98211	70320	76645	53547	43321	30728	34958	26202	24005	19179	817456	689668	1507124
Oromiya	437711	278115	315900	179340	234284	111670	187028	79696	137519	53827	95184	39234	73627	37275	49361	31424	1530614	810581	2341195
Somali	16677	7528	9139	4282	6161	2989	5176	1995	3411	1219	2529	859	2395	744	1320	410	46808	20026	66834
Benishangul-Gumuz	17469	11541	10925	6441	9746	4821	7849	3260	5417	1940	3393	1211	2763	1035	1500	466	59062	30715	89777
SNNPR	296678	188799	167341	93841	146923	75221	120025	56469	95941	41310	65371	26423	53892	23952	35412	16753	981583	522768	1504351
Gambella	6831	4751	3526	2373	3274	2023	2955	1929	2663	1510	1748	618	1324	359	1270	267	23591	13830	37421
Harari	3377	2719	2581	1870	2113	1279	1966	1093	1460	853	1107	775	1113	921	1073	907	14790	10417	25207
Addis Ababa	23602	25985	20883	22707	20089	22441	22494	24261	23071	25674	20642	22118	21972	24694	19607	22681	172360	190561	362921
Dire Dawa	3789	2752	2976	2266	2750	2098	2478	1836	1611	1234	1517	1314	1655	1478	1556	1441	18332	14419	32751
<b>Total</b>	<b>1124386</b>	<b>830649</b>	<b>738052</b>	<b>497771</b>	<b>586421</b>	<b>354470</b>	<b>476600</b>	<b>265334</b>	<b>372921</b>	<b>203278</b>	<b>256608</b>	<b>140769</b>	<b>214828</b>	<b>132003</b>	<b>157454</b>	<b>110959</b>	<b>3927270</b>	<b>2535233</b>	<b>6462503</b>

### Student Enrolment in Primary Schools

Government - 1992E.C.(1999/2000)

Region	Grade 1		Grade 2		Grade 3		Grade 4		Grade 5		Grade 6		Grade 7		Grade 8		Total		
	Male	Female	Male	Female	Male	Female	Male	Female	Male	Female	Male	Female	Male	Female	Male	Female	Male	Female	Both
Tigray	59264	59301	35966	35050	36509	33678	26785	23129	23756	21066	20538	16606	19898	14420	21395	16746	244111	219996	464107
Afar	6262	3038	1913	1007	1248	795	1141	776	977	600	824	492	907	629	661	406	13933	7743	21676
Amhara	250745	244131	165639	147371	122107	96331	97708	69834	76207	53085	42952	30353	34654	25905	23758	18908	813770	685918	1499688
Oromiya	423008	269896	308527	174534	228322	108112	182465	77110	134317	51832	92524	37449	71801	35779	47859	30085	1488823	784797	2273620
Somali	16565	7401	9044	4146	6056	2883	5131	1948	3362	1174	2495	815	2358	710	1295	385	46306	19462	65768
Benishangul-Gumuz	17141	11315	10634	6273	9513	4676	7705	3168	5297	1868	3264	1141	2622	953	1436	440	57612	29834	87446
SNNPR	288656	183573	162866	91177	142960	72803	117001	54689	93582	40120	63430	25498	52488	23168	34345	16125	955328	507153	1462481
Gambella	6831	4751	3526	2373	3274	2023	2955	1929	2663	1510	1748	618	1324	359	1270	267	23591	13830	37421
Harari	3155	2520	2459	1707	1982	1155	1830	989	1320	748	999	678	1026	844	998	832	13769	9473	23242
Addis Ababa	9816	11837	9526	10944	9657	11221	10767	12162	11817	13449	10295	11319	11903	13971	9851	11348	83632	96251	179883
Dire Dawa	3406	2337	2622	1947	2446	1810	2202	1559	1327	1030	1266	1079	1414	1251	1377	1254	16060	12267	28327
Total	1084849	800100	712722	476529	564074	335487	455690	247293	354625	186482	240335	126048	200395	117989	144245	96796	3756935	2386724	6143659

### Student Enrolment in Primary Schools

Non-Government - 1992E.C.(1999/2000)

Region	Grade 1		Grade 2		Grade 3		Grade 4		Grade 5		Grade 6		Grade 7		Grade 8		Total		
	Male	Female	Male	Female	Male	Female	Male	Female	Male	Female	Male	Female	Male	Female	Male	Female	Male	Female	Both
Tigray	1051	1133	668	655	622	597	483	569	441	494	433	390	324	294	294	279	4316	4411	8727
Afar	238	79	31	11	26	2	9	1	9	4	1	1	0	0	0	0	314	98	412
Amhara	692	777	564	557	569	525	503	486	438	462	369	375	304	297	247	271	3686	3750	7436
Oromiya	14703	8219	7373	4806	5962	3558	4563	2586	3202	1995	2660	1785	1826	1496	1502	1339	41791	25784	67575
Somali	112	127	95	136	105	106	45	47	49	45	34	44	37	34	25	25	502	564	1066
Benishangul-Gumuz	328	226	291	168	233	145	144	92	120	72	129	70	141	82	64	26	1450	881	2331
SNNPR	8022	5226	4475	2664	3963	2418	3024	1780	2359	1190	1941	925	1404	784	1067	628	26255	15615	41870
Harari	222	199	122	163	131	124	136	104	140	105	108	97	87	77	75	75	1021	944	1965
Addis Ababa	13786	14148	11357	11763	10432	11220	11727	12099	11254	12225	10347	10799	10069	10723	9756	11333	88728	94310	183038
Dire Dawa	383	415	354	319	304	288	276	277	284	204	251	235	241	227	179	187	2272	2152	4424
<b>Total</b>	<b>39537</b>	<b>30549</b>	<b>25330</b>	<b>21242</b>	<b>22347</b>	<b>18983</b>	<b>20910</b>	<b>18041</b>	<b>18296</b>	<b>16796</b>	<b>16273</b>	<b>14721</b>	<b>14433</b>	<b>14014</b>	<b>13209</b>	<b>14163</b>	<b>170335</b>	<b>148509</b>	<b>318844</b>

**Student Enrolment in Primary Schools**

Urban - 1992E.C.(1999/2000)

Region	Grade 1		Grade 2		Grade 3		Grade 4		Grade 5		Grade 6		Grade 7		Grade 8		Total		
	Male	Female	Male	Female	Male	Female	Male	Female	Male	Female	Male	Female	Male	Female	Male	Female	Male	Female	Both
Tigray	14908	15289	9556	9891	9701	10082	8853	9233	9805	10715	8543	8605	11653	9937	13864	12611	86883	86363	173246
Afar	1845	1584	874	703	660	578	767	602	676	479	580	360	695	509	486	332	6583	5147	11730
Amhara	33779	34812	24830	25645	22711	22676	20704	20397	23879	23110	15825	15579	22230	19730	16706	15258	180664	177207	357871
Oromiya	78118	65447	67539	54979	55956	42920	49980	35782	49269	28894	37938	23083	47575	29475	37155	26624	423530	307204	730734
Somali	9986	4640	5450	2488	4055	1994	3436	1328	2697	969	2147	774	2203	696	1292	408	31266	13297	44563
Benishangul-Gumuz	2304	1750	1564	1207	1500	1031	1492	911	1380	635	1026	508	1384	684	837	299	11487	7025	18512
SNNPR	36084	29291	22011	17342	20941	15893	19240	13862	18795	12262	14429	9175	29576	14802	20117	10863	181193	123490	304683
Gambella	884	670	434	442	533	403	445	469	686	589	400	236	461	211	456	174	4299	3194	7493
Harari	1430	1360	1048	1090	1064	962	1116	913	1004	806	916	756	978	908	995	903	8551	7698	16249
Addis Ababa	23602	25985	20883	22707	20089	22441	22494	24261	23071	25674	20642	22118	21972	24694	19607	22681	172360	190561	362921
Dire Dawa	2167	2133	1916	1922	2055	1957	2028	1786	1442	1222	1431	1310	1607	1477	1544	1441	14190	13248	27438
Total	205107	182961	156105	138416	139265	120937	130555	109544	132704	105355	103877	82504	140334	103123	113059	91594	1121006	934434	2055440

### Student Enrolment in Primary Schools

Rural - 1992E.C.(1999/2000)

Region	Grade 1		Grade 2		Grade 3		Grade 4		Grade 5		Grade 6		Grade 7		Grade 8		Total		
	Male	Female	Male	Female	Male	Female	Male	Female	Male	Female	Male	Female	Male	Female	Male	Female	Male	Female	Both
Tigray	45407	45145	27078	25814	27430	24193	18415	14465	14392	10845	12428	8391	8569	4777	7825	4414	161544	138044	299588
Afar	4655	1533	1070	315	614	219	383	175	310	125	245	133	212	120	175	74	7664	2694	10358
Amhara	217658	210096	141373	122283	99965	74180	77507	49923	52766	30437	27496	15149	12728	6472	7299	3921	636792	512461	1149253
Oromiya	359593	212668	248361	124361	178328	68750	137048	43914	88250	24933	57246	16151	26052	7800	12206	4800	1107084	503377	1610461
Somali	6691	2888	3689	1794	2106	995	1740	667	714	250	382	85	192	48	28	2	15542	6729	22271
Benishangul-Gumuz	15165	9791	9361	5234	8246	3790	6357	2349	4037	1305	2367	703	1379	351	663	167	47575	23690	71265
SNNPR	260594	159508	145330	76499	125982	59328	100785	42607	77146	29048	50942	17248	24316	9150	15295	5890	800390	399278	1199668
Gambella	5947	4081	3092	1931	2741	1620	2510	1460	1977	921	1348	382	863	148	814	93	19292	10636	29928
Harari	1947	1359	1533	780	1049	317	850	180	456	47	191	19	135	13	78	4	6239	2719	8958
Dire Dawa	1622	619	1060	344	695	141	450	50	169	12	86	4	48	1	12	0	4142	1171	5313
Total	919279	647688	581947	359355	447156	233533	346045	155790	240217	97923	152731	58265	74494	28880	44395	19365	2806264	1600799	4407063

### Enrolment in Senior Secondary Schools by Zone

Government and Non-Government - 1992E.C.(1999/2000)

Region	Grade 9		Grade 10		Grade 11		Grade 12		Total		
	Male	Female	Male	Female	Male	Female	Male	Female	Male	Female	Both
Tigray	13736	6667	6693	3308	4311	2269	1773	1440	26513	13684	40197
Afar	567	379	439	263	353	142	358	113	1717	897	2614
Amhara	21268	23709	14788	13166	14584	10509	8039	4907	58679	52291	110970
Oromiya	38769	26532	29126	17427	26998	13019	15082	6979	109975	63957	173932
Somali	729	353	353	185	309	114	249	105	1640	757	2397
Benishangul-Gumuz	1027	560	742	329	567	227	403	157	2739	1273	4012
SNNPR	20812	11745	18997	8774	15599	6297	8793	3351	64201	30167	94368
Gambella	788	221	633	130	586	127	442	84	2449	562	3011
Harari	844	686	894	718	965	714	645	379	3348	2497	5845
Addis Ababa	18587	21092	18000	18905	16455	15668	10065	8350	63107	64015	127122
Dire Dawa	1349	858	1184	1049	1063	722	563	463	4159	3092	7251
<b>Total</b>	<b>118476</b>	<b>92802</b>	<b>91849</b>	<b>64254</b>	<b>81790</b>	<b>49808</b>	<b>46412</b>	<b>26328</b>	<b>338527</b>	<b>233192</b>	<b>571719</b>



### Enrolment in Senior Secondary Schools by Zone

Government - 1992E.C.(1999/2000)

Region	Grade 9		Grade 10		Grade 11		Grade 12		Total		
	Male	Female	Male	Female	Male	Female	Male	Female	Male	Female	Both
Tigray	13659	6603	6642	3270	4297	2267	1757	1440	26355	13580	39935
Afar	567	379	439	263	353	142	358	113	1717	897	2614
Amhara	21239	23659	14762	13118	14584	10509	8039	4907	58624	52193	110817
Oromiya	38220	26152	28683	17178	26571	12816	14798	6847	108272	62993	171265
Somali	729	353	353	185	309	114	249	105	1640	757	2397
Benishangul-Gumuz	1027	560	742	329	567	227	403	157	2739	1273	4012
SNNPR	20649	11630	18883	8679	15490	6230	8721	3330	63743	29869	93612
Gambella	788	221	633	130	586	127	442	84	2449	562	3011
Harari	827	669	874	706	942	702	633	370	3276	2447	5723
Addis Ababa	17446	19716	17049	17790	15640	14784	9528	7740	59663	60030	119693
Dire Dawa	1268	790	1123	980	994	669	524	432	3909	2871	6780
<b>Total</b>	<b>116419</b>	<b>90732</b>	<b>90183</b>	<b>62628</b>	<b>80333</b>	<b>48587</b>	<b>45452</b>	<b>25525</b>	<b>332387</b>	<b>227472</b>	<b>559859</b>

Non-Government - 1992E.C.(1999/2000)

Region	Grade 9		Grade 10		Grade 11		Grade 12		Total		
	Male	Female	Male	Female	Male	Female	Male	Female	Male	Female	Both
Tigray	77	64	51	38	14	2	16	0	158	104	262
Amhara	29	50	26	48	0	0	0	0	55	98	153
Oromiya	549	380	443	249	427	203	284	132	1703	964	2667
SNNPR	163	115	114	95	109	67	72	21	458	298	756
Harari	17	17	20	12	23	12	12	9	72	50	122
Addis Ababa	1141	1376	951	1115	815	884	537	610	3444	3985	7429
Dire Dawa	81	68	61	69	69	53	39	31	250	221	471
<b>Total</b>	<b>2057</b>	<b>2070</b>	<b>1666</b>	<b>1626</b>	<b>1457</b>	<b>1221</b>	<b>960</b>	<b>803</b>	<b>6140</b>	<b>5720</b>	<b>11860</b>

Enrolment in Senior Secondary Schools by Zone

Urban - 1992E.C.(1999/2000)

Region	Grade 9		Grade 10		Grade 11		Grade 12		Total		
	Male	Female	Male	Female	Male	Female	Male	Female	Male	Female	Both
Tigray	13373	6528	6693	3308	4311	2269	1773	1440	26150	13545	39695
Afar	454	295	349	221	266	121	250	88	1319	725	2044
Amhara	20353	22914	14126	12661	14417	10449	7961	4884	56857	50908	107765
Oromiya	38046	25861	28315	16903	26472	12695	14771	6798	107604	62257	169861
Somali	700	291	342	150	309	114	249	105	1600	660	2260
Benishangul-Gumuz	963	528	742	329	567	227	403	157	2675	1241	3916
SNNPR	19878	11198	17983	8397	14986	6108	8453	3279	61300	28982	90282
Gambella	458	188	317	101	339	115	242	73	1356	477	1833
Harari	844	686	894	718	965	714	645	379	3348	2497	5845
Addis Ababa	18587	21092	18000	18905	16455	15668	10065	8350	63107	64015	127122
Dire Dawa	1349	858	1184	1049	1063	722	563	463	4159	3092	7251
Total	115005	90439	88945	62742	80150	49202	45375	26016	329475	228399	557874

Rural - 1992E.C.(1999/2000)

Region	Grade 9		Grade 10		Grade 11		Grade 12		Total		
	Male	Female	Male	Female	Male	Female	Male	Female	Male	Female	Both
Tigray	363	139							363	139	502
Afar	113	84	90	42	87	21	108	25	398	172	570
Amhara	915	795	662	505	167	60	78	23	1822	1383	3205
Oromiya	723	671	811	524	526	324	311	181	2371	1700	4071
Somali	29	62	11	35					40	97	137
Benishangul-Gumuz	64	32							64	32	96
SNNPR	934	547	1014	377	613	189	340	72	2901	1185	4086
Gambella	330	33	316	29	247	12	200	11	1093	85	1178
Total	3471	2363	2904	1512	1640	606	1037	312	9052	4793	13845

Student Repeaters in Primary Schools by Zone

Government and Non-Government - 1992E.C.(1999/2000)

Region	Grade 1		Grade 2		Grade 3		Grade 4		Grade 5		Grade 6		Grade 7		Grade 8		Total		
	Male	Female	Male	Female	Male	Female	Male	Female	Male	Female	Male	Female	Male	Female	Male	Female	Male	Female	Both
Tigray	3320	4304	1532	1976	825	1059	982	1381	322	504	159	179	378	529	2957	3339	10475	13271	23746
Afar	685	435	287	227	114	98	167	153	107	101	55	57	202	221	158	127	1775	1419	3194
Amhara	37814	40317	11746	11911	7586	8021	4394	4113	3648	4650	1351	1757	2454	3718	1392	2672	70385	77159	147544
Oromiya	11146	7295	4509	2612	2852	1839	5552	4217	4516	3600	1652	1304	4664	5775	5412	6822	40303	33464	73767
Somali	599	212	211	175	185	136	127	67	110	76	56	35	78	46	33	16	1399	763	2162
Benishangul-Gumuz	2217	1724	1132	742	686	456	516	312	357	182	114	51	334	235	121	69	5477	3771	9248
SNNPR	39807	25694	15449	9928	11595	7569	8942	6037	6171	4439	2858	2194	6618	5237	9056	5520	100496	66618	167114
Gambella	503	392	142	128	112	100	143	123	260	275	130	117	94	66	329	82	1713	1283	2996
Harari	554	465	229	155	108	85	50	45	99	111	64	65	155	209	265	320	1524	1455	2979
Addis Ababa	588	567	225	237	212	204	2036	2008	2828	3144	1532	1806	3605	4595	2906	4778	13932	17339	31271
Dire Dawa	113	70	32	18	12	7	127	117	124	115	100	91	229	291	447	586	1184	1295	2479
Total	97346	81475	35494	28109	24287	19574	23036	18573	18542	17197	8071	7656	18811	20922	23076	24331	248663	217837	466500

Student Repeaters in Primary Schools by Zone

Government - 1992E.C.(1999/2000)

Region	Grade 1		Grade 2		Grade 3		Grade 4		Grade 5		Grade 6		Grade 7		Grade 8		Total		
	Male	Female	Male	Female	Male	Female	Male	Female	Male	Female	Male	Female	Male	Female	Male	Female	Male	Female	Both
Tigray	3252	4224	1505	1949	806	1035	964	1357	318	493	151	174	366	514	2946	3319	10308	13065	23373
Afar	676	427	284	227	110	98	167	152	107	101	55	57	202	221	158	127	1759	1410	3169
Amhara	37769	40277	11723	11881	7574	8002	4381	4098	3621	4620	1337	1738	2438	3705	1391	2670	70234	76991	147225
Oromiya	10370	6847	4161	2449	2683	1719	5418	4104	4405	3510	1607	1266	4551	5583	5310	6559	38505	32037	70542
Somali	595	207	202	166	183	133	121	58	100	67	55	33	73	29	33	16	1362	709	2071
Benishangul-Gumuz	2130	1634	1069	684	666	428	511	309	345	169	108	46	294	210	117	67	5240	3547	8787
SNNPR	39011	25076	15072	9630	11323	7373	8744	5878	6028	4314	2778	2114	6490	5121	8868	5316	98314	64822	163136
Gambella	503	392	142	128	112	100	143	123	260	275	130	117	94	66	329	82	1713	1283	2996
Harari	543	453	219	149	99	75	49	42	88	94	60	57	149	194	257	307	1464	1371	2835
Addis Ababa	82	87	35	46	48	43	1297	1285	1914	2201	1050	1288	2403	3228	1748	2794	8577	10972	19549
Dire Dawa	108	59	22	9	5	1	103	97	107	107	80	70	201	252	443	575	1069	1170	2239
Total	95039	79683	34434	27318	23609	19007	21898	17503	17293	15951	7411	6960	17261	19123	21600	21832	238545	207377	445922

Student Repeaters in Primary Schools by Zone

Non-Government - 1992E.C.(1999/2000)

Region	Grade 1		Grade 2		Grade 3		Grade 4		Grade 5		Grade 6		Grade 7		Grade 8		Total		
	Male	Female	Male	Female	Male	Female	Male	Female	Male	Female	Male	Female	Male	Female	Male	Female	Male	Female	Both
Tigray	68	80	27	27	19	24	18	24	4	11	8	5	12	15	11	20	167	206	373
Afar	9	8	3		4			1									16	9	25
Amhara	45	40	23	30	12	19	13	15	27	30	14	19	16	13	1	2	151	168	319
Oromiya	776	448	348	163	169	120	134	113	111	90	45	38	113	192	102	263	1798	1427	3225
Somali	4	5	9	9	2	3	6	9	10	9	1	2	5	17			37	54	91
Benishangul-Gumuz	87	90	63	58	20	28	5	3	12	13	6	5	40	25	4	2	237	224	461
SNNPR	796	618	377	298	272	196	198	159	143	125	80	80	128	116	188	204	2182	1796	3978
Harari	11	12	10	6	9	10	1	3	11	17	4	8	6	15	8	13	60	84	144
Addis Ababa	506	480	190	191	164	161	739	723	914	943	482	518	1202	1367	1158	1984	5355	6367	11722
Dire Dawa	5	11	10	9	7	6	24	20	17	8	20	21	28	39	4	11	115	125	240
Total	2307	1792	1060	791	678	567	1138	1070	1249	1246	660	696	1550	1799	1476	2499	10118	10460	20578

Student Repeaters in Primary Schools by Zone

Urban - 1992E.C.(1999/2000)

Region	Grade 1		Grade 2		Grade 3		Grade 4		Grade 5		Grade 6		Grade 7		Grade 8		Total		
	Male	Female	Male	Female	Male	Female	Male	Female	Male	Female	Male	Female	Male	Female	Male	Female	Male	Female	Both
Tigray	1277	1427	633	634	406	470	569	755	176	280	91	122	294	428	2143	2704	5589	6820	12409
Afar	297	287	165	155	71	73	135	126	100	89	46	52	169	190	136	110	1119	1082	2201
Amhara	5558	5528	1733	1880	1473	1788	1026	1157	1677	2616	772	1146	1914	3105	1186	2349	15339	19569	34908
Oromiya	2825	2533	1196	1109	874	893	2149	2225	2414	2461	976	1009	3813	5080	4500	6064	18747	21374	40121
Somali	481	178	202	146	165	124	102	58	106	72	55	33	78	46	33	16	1222	673	1895
Benishangul-Gumuz	299	291	145	144	89	73	108	114	96	67	38	17	167	180	65	37	1007	923	1930
SNNPR	6066	5389	2654	2332	2293	1984	2120	1897	1787	1738	905	911	3914	3443	5154	3578	24893	21272	46165
Gambella	38	45	11	8	3	3	20	18	109	118	34	43	48	41	101	54	364	330	694
Harari	263	256	126	93	71	68	43	42	89	109	60	65	149	208	259	319	1060	1160	2220
Addis Ababa	588	567	225	237	212	204	2036	2008	2828	3144	1532	1806	3605	4595	2906	4778	13932	17339	31271
Dire Dawa	12	19	18	11	8	7	123	117	121	115	99	91	225	291	447	586	1053	1237	2290
Total	17704	16520	7108	6749	5665	5687	8431	8517	9503	10809	4608	5295	14376	17607	16930	20595	84325	91779	176104

Student Repeaters in Primary Schools by Zone

Rural - 1992E.C.(1999/2000)

Region	Grade 1		Grade 2		Grade 3		Grade 4		Grade 5		Grade 6		Grade 7		Grade 8		Total		
	Male	Female	Male	Female	Male	Female	Male	Female	Male	Female	Male	Female	Male	Female	Male	Female	Male	Female	Both
Tigray	2043	2877	899	1342	419	589	413	626	146	224	68	57	84	101	814	635	4886	6451	11337
Afar	388	148	122	72	43	25	32	27	7	12	9	5	33	31	22	17	656	337	993
Amhara	32256	34789	10013	10031	6113	6233	3368	2956	1971	2034	579	611	540	613	206	323	55046	57590	112636
Oromiya	8321	4762	3313	1503	1978	946	3403	1992	2102	1139	676	295	851	695	912	758	21556	12090	33646
Somali	118	34	9	29	20	12	25	9	4	4	1	2					177	90	267
Benishangul-Gumuz	1918	1433	987	598	597	383	408	198	261	115	76	34	167	55	56	32	4470	2848	7318
SNNPR	33741	20305	12795	7596	9302	5585	6822	4140	4384	2701	1953	1283	2704	1794	3902	1942	75603	45346	120949
Gambella	465	347	131	120	109	97	123	105	151	157	96	74	46	25	228	28	1349	953	2302
Harari	291	209	103	62	37	17	7	3	10	2	4		6	1	6	1	464	295	759
Dire Dawa	101	51	14	7	4		4		3		1		4				131	58	189
Total	79642	64955	28386	21360	18622	13887	14605	10056	9039	6388	3463	2361	4435	3315	6146	3736	164338	126058	290396

### Repeaters in Senior Secondary Schools by Zone

Government and Non-Government - 1992E.C.(1999/2000)

Region	Grade 9		Grade 10		Grade 11		Total		
	Male	Female	Male	Female	Male	Female	Male	Female	Both
Tigray	223	538	81	121	64	71	368	730	1098
Afar	199	175	51	43	28	32	278	250	528
Amhara	2695	5071	1164	2259	2226	2252	6085	9582	15667
Oromiya	4857	6798	2506	3087	2662	1934	10025	11819	21844
Somali	67	81	47	42	28	19	142	142	284
Benishangul-Gumuz	128	184	55	85	37	49	220	318	538
SNNPR	3873	3418	2047	1748	2217	1228	8137	6394	14531
Gambella	146	50	49	10	50	36	245	96	341
Harari	136	195	79	109	210	200	425	504	929
Addis Ababa	4474	7769	2147	3676	2286	2641	8907	14086	22993
Dire Dawa	253	334	83	98	146	121	482	553	1035
<b>Total</b>	<b>17051</b>	<b>24613</b>	<b>8309</b>	<b>11278</b>	<b>9954</b>	<b>8583</b>	<b>35314</b>	<b>44474</b>	<b>79788</b>



### Repeaters in Senior Secondary Schools by Zone

Government - 1992E.C.(1999/2000)

Region	Grade 9		Grade 10		Grade 11		Total		
	Male	Female	Male	Female	Male	Female	Male	Female	Both
Tigray	219	528	80	121	64	71	363	720	1083
Afar	199	175	51	43	28	32	278	250	528
Amhara	2694	5070	1164	2259	2226	2252	6084	9581	15665
Oromiya	4828	6762	2475	3056	2627	1916	9930	11734	21664
Somali	67	81	47	42	28	19	142	142	284
Benishangul-Gumuz	128	184	55	85	37	49	220	318	538
SNNPR	3844	3395	2034	1735	2196	1204	8074	6334	14408
Gambella	146	50	49	10	50	36	245	96	341
Harari	136	193	77	108	206	200	419	501	920
Addis Ababa	4338	7553	2049	3587	2189	2542	8576	13682	22258
Dire Dawa	241	321	78	86	135	106	454	513	967
<b>Total</b>	<b>16840</b>	<b>24312</b>	<b>8159</b>	<b>11132</b>	<b>9786</b>	<b>8427</b>	<b>34785</b>	<b>43871</b>	<b>78656</b>

Non-Government - 1992E.C.(1999/2000)

Region	Grade 9		Grade 10		Grade 11		Total		
	Male	Female	Male	Female	Male	Female	Male	Female	Both
Tigray	4	10	1				5	10	15
Amhara	1	1					1	1	2
Oromiya	29	36	31	31	35	18	95	85	180
SNNPR	29	23	13	13	21	24	63	60	123
Harari		2	2	1	4		6	3	9
Addis Ababa	136	216	98	89	97	99	331	404	735
Dire Dawa	12	13	5	12	11	15	28	40	68
<b>Total</b>	<b>211</b>	<b>301</b>	<b>150</b>	<b>146</b>	<b>168</b>	<b>156</b>	<b>529</b>	<b>603</b>	<b>1132</b>

### Repeaters in Senior Secondary Schools by Zone

Urban - 1992E.C.(1999/2000)

Region	Grade 9		Grade 10		Grade 11		Total		
	Male	Female	Male	Female	Male	Female	Male	Female	Both
Tigray	223	538	81	121	64	71	368	730	1098
Afar	151	142	20	30	20	19	191	191	382
Amhara	2565	4883	1125	2173	2221	2243	5911	9299	15210
Oromiya	4691	6619	2415	3004	2613	1921	9719	11544	21263
Somali	67	81	47	42	28	19	142	142	284
Benishangul-Gumuz	128	184	55	85	37	49	220	318	538
SNNPR	3643	3192	1962	1661	2137	1193	7742	6046	13788
Gambella	85	48	27	9	43	36	155	93	248
Harari	136	195	79	109	210	200	425	504	929
Addis Ababa	4474	7769	2147	3676	2286	2641	8907	14086	22993
Dire Dawa	253	334	83	98	146	121	482	553	1035
<b>Total</b>	<b>16416</b>	<b>23985</b>	<b>8041</b>	<b>11008</b>	<b>9805</b>	<b>8513</b>	<b>34262</b>	<b>43506</b>	<b>77768</b>

Rural - 1992E.C.(1999/2000)

Region	Grade 9		Grade 10		Grade 11		Total		
	Male	Female	Male	Female	Male	Female	Male	Female	Both
Afar	48	33	31	13	8	13	87	59	146
Amhara	130	188	39	86	5	9	174	283	457
Oromiya	166	179	91	83	49	13	306	275	581
SNNPR	230	226	85	87	80	35	395	348	743
Gambella	61	2	22	1	7		90	3	93
<b>Total</b>	<b>635</b>	<b>628</b>	<b>268</b>	<b>270</b>	<b>149</b>	<b>70</b>	<b>1052</b>	<b>968</b>	<b>2020</b>

### Sections in Primary Schools by Zone

**Government and Non-Government - 1992E.C.(1999/2000)**

Region	Grade 1	Grade 2	Grade 3	Grade 4	Grade 5	Grade 6	Grade 7	Grade 8	Total
Tigray	1597	1115	1121	934	805	699	494	543	7308
Afar	142	98	80	68	47	40	29	26	530
Amhara	5636	4638	3864	3536	2376	1905	986	837	23778
Oromiya	8253	6888	5648	4961	3350	2781	1847	1459	35187
Somali	377	251	186	152	109	76	66	31	1248
Benishangul-Gumuz	358	293	269	244	136	99	58	33	1490
SNNPR	5086	3556	3219	2840	2208	1817	1079	806	20611
Gambella	156	128	122	100	76	46	33	26	687
Harari	109	86	74	70	55	48	49	48	539
Addis Ababa	754	694	658	686	694	648	657	602	5393
Dire Dawa	102	95	83	78	49	51	45	41	544
Total	22570	17842	15324	13669	9905	8210	5343	4452	97315

### Sections in Primary Schools by Zone

Government - 1992E.C.(1999/2000)

Region	Grade 1	Grade 2	Grade 3	Grade 4	Grade 5	Grade 6	Grade 7	Grade 8	Total
Tigray	1561	1090	1096	911	787	683	482	532	7142
Afar	134	92	77	66	46	39	29	26	509
Amhara	5616	4618	3846	3518	2360	1890	975	827	23650
Oromiya	7976	6686	5467	4811	3235	2676	1784	1381	34016
Somali	373	247	182	151	108	75	65	30	1231
Benishangul-Gumuz	349	285	261	239	133	96	55	31	1449
SNNPR	4941	3454	3121	2762	2146	1762	1046	776	20008
Gambella	156	128	122	100	76	46	33	26	687
Harari	97	77	66	64	48	41	45	43	481
Addis Ababa	315	310	309	317	341	317	357	304	2570
Dire Dawa	86	82	70	68	39	41	38	35	459
<b>Total</b>	<b>21604</b>	<b>17069</b>	<b>14617</b>	<b>13007</b>	<b>9319</b>	<b>7666</b>	<b>4909</b>	<b>4011</b>	<b>92202</b>

Non-Government - 1992E.C.(1999/2000)

Region	Grade 1	Grade 2	Grade 3	Grade 4	Grade 5	Grade 6	Grade 7	Grade 8	Total
Tigray	36	25	25	23	18	16	12	11	166
Afar	8	6	3	2	1	1	0	0	21
Amhara	20	20	18	18	16	15	11	10	128
Oromiya	277	202	181	150	115	105	63	78	1171
Somali	4	4	4	1	1	1	1	1	17
Benishangul-Gumuz	9	8	8	5	3	3	3	2	41
SNNPR	145	102	98	78	62	55	33	30	603
Harari	12	9	8	6	7	7	4	5	58
Addis Ababa	439	384	349	369	353	331	300	298	2823
Dire Dawa	16	13	13	10	10	10	7	6	85
<b>Total</b>	<b>966</b>	<b>773</b>	<b>707</b>	<b>662</b>	<b>586</b>	<b>544</b>	<b>434</b>	<b>441</b>	<b>5113</b>

### Sections in Primary Schools by Zone

Urban - 1992E.C.(1999/2000)

Zone	Grade 1	Grade 2	Grade 3	Grade 4	Grade 5	Grade 6	Grade 7	Grade 8	Total
Tigray	418	282	292	273	298	263	303	360	2489
Afar	41	26	25	26	24	22	20	18	202
Amhara	944	822	792	705	712	536	625	520	5656
Oromiya	1843	1731	1474	1309	1202	1015	1167	1024	10765
Somali	213	148	118	95	79	60	59	30	802
Benishangul-Gumuz	42	34	32	32	28	22	28	17	235
SNNPR	771	541	516	476	442	374	549	429	4098
Gambella	18	13	12	12	16	8	10	10	99
Harari	62	50	48	47	43	42	45	44	381
Addis Ababa	754	694	658	686	694	648	657	602	5393
Dire Dawa	70	67	62	61	41	46	43	40	430
Total	5176	4408	4029	3722	3579	3036	3506	3094	30550

Rural - 1992E.C.(1999/2000)

Zone	Grade 1	Grade 2	Grade 3	Grade 4	Grade 5	Grade 6	Grade 7	Grade 8	Total
Tigray	1179	833	829	661	507	436	191	183	4819
Afar	101	72	55	42	23	18	9	8	328
Amhara	4692	3816	3072	2831	1664	1369	361	317	18122
Oromiya	6410	5157	4174	3652	2148	1766	680	435	24422
Somali	164	103	68	57	30	16	7	1	446
Benishangul-Gumuz	316	259	237	212	108	77	30	16	1255
SNNPR	4315	3015	2703	2364	1766	1443	530	377	16513
Gambella	138	115	110	88	60	38	23	16	588
Harari	47	36	26	23	12	6	4	4	158
Dire Dawa	32	28	21	17	8	5	2	1	114
Total	17394	13434	11295	9947	6326	5174	1837	1358	66765

## Sections in Senior Secondary Schools by Zone

Government and Non-Government - 1992E.C.(1999/2000)

Region	Grade 9	Grade 10	Grade 11	Grade 12	Total
Tigray	250	127	86	52	515
Afar	12	9	8	7	36
Amhara	532	365	333	213	1443
Oromiya	847	628	571	371	2417
Somali	20	10	5	5	40
Benishangul-Gumuz	21	17	16	15	69
SNNPR	399	348	281	182	1210
Gambella	10	8	11	7	36
Harari	23	25	23	16	87
Addis Ababa	555	462	405	260	1682
Dire Dawa	33	27	25	15	100
<b>Total</b>	<b>2702</b>	<b>2026</b>	<b>1764</b>	<b>1143</b>	<b>7635</b>

Government - 1992E.C.(1999/2000)

Region	Grade 9	Grade 10	Grade 11	Grade 12	Total
Tigray	247	124	85	51	507
Afar	12	9	8	7	36
Amhara	530	363	333	213	1439
Oromiya	832	615	557	357	2361
Somali	20	10	5	5	40
Benishangul-Gumuz	21	17	16	15	69
SNNPR	392	343	277	179	1191
Gambella	10	8	11	7	36
Harari	22	24	22	15	83
Addis Ababa	506	418	372	233	1529
Dire Dawa	31	25	23	13	92
<b>Total</b>	<b>2623</b>	<b>1956</b>	<b>1709</b>	<b>1095</b>	<b>7383</b>

Non-Government - 1992E.C.(1999/2000)

Region	Grade 9	Grade 10	Grade 11	Grade 12	Total
Tigray	3	3	1	1	8
Afar					
Amhara	2	2	0	0	4
Oromiya	15	13	14	14	56
Somali					
Benishangul-Gumuz					
SNNPR	7	5	4	3	19
Harari	1	1	1	1	4
Addis Ababa	49	44	33	27	153
Dire Dawa	2	2	2	2	8
<b>Total</b>	<b>79</b>	<b>70</b>	<b>55</b>	<b>48</b>	<b>252</b>

## Sections in Senior Secondary Schools by Zone

Urban - 1992E.C.(1999/2000)

Zone	Grade 9	Grade 10	Grade 11	Grade 12	Total
Tigray	244	127	86	52	509
Afar	9	7	6	5	27
Amhara	506	346	327	208	1387
Oromiya	833	616	562	362	2373
Somali	18	9	5	5	37
Benishangul-Gumuz	19	17	16	15	67
SNNPR	375	327	269	175	1146
Gambella	7	5	7	5	24
Harari	23	25	23	16	87
Addis Ababa	555	462	405	260	1682
Dire Dawa	33	27	25	15	100
<b>Total</b>	<b>2622</b>	<b>1968</b>	<b>1731</b>	<b>1118</b>	<b>7439</b>

Rural - 1992E.C.(1999/2000)

Region	Grade 9	Grade 10	Grade 11	Grade 12	Total
Tigray	6				6
Afar	3	2	2	2	9
Amhara	26	19	6	5	56
Oromiya	14	12	9	9	44
Somali	2	1			3
Benishangul-Gumuz	2				2
SNNPR	24	21	12	7	64
Gambella	3	3	4	2	12
Harari					
Dire Dawa					
<b>Total</b>	<b>80</b>	<b>58</b>	<b>33</b>	<b>25</b>	<b>196</b>

**Teachers in Primary Schools by Qualification  
Grades 1-4**

Government and Non-Government - 1992E.C.(1999/2000)

Region		Grade 6 & Below	Grade 7& 8	Grade 9 & 10	Grade 11& 12	TTI	12+ Sh. Tr.	Sport	Tech. & Voc.	Hand Craft	Agr.	Music	Art	12+1	12+2	12+3	Diploma	B.A/ B.Sc	M.A M.Sc	Others	Not Reported	Total																																
																						Male	Female	Both																														
Tigray	Male	3	6	19	21	2391	52		4			1	1	11	5		5	7																																				
	Female	2	1	3	18	2411	36		1					3		1	1	2																						2526	2479	5005												
Afar	Male	9	15	8	5	388	2														6																																	
	Female	5	2	2	4	141	1																																					433	155	588								
Amhara	Male	31	5	27	206	10733	473	18	4	2				22		1	30	1	1	3		1																																
	Female	14		27	217	6304	506	7		2				4		1	3	1																														11558	7086	18644				
Oromiya	Male	2	9	17	391	16962	197	5		1				18	2		6				5																																	
	Female		2	1	88	10282	83	1					1	2			3																																					
Somali	Male			1	94	503	435	1			1			7		1	5																																					
	Female				21	169	87														1																																	
Benishangul-Gumuz	Male	24	13		14	891	41	2						3	1		3				3																																	
	Female	1	1		1	468	10																																															
SNNPR	Male	20	7	42	670	9106	1420	19	3		1	1	1	66	10	16	48	4	1	8		2																																
	Female	1		3	200	3789	450	1	1	1				18		3	9	3			4		1																															
Gambella	Male	29	2			548	3	3					2	2	1																																							
	Female	5				194	2	2		1	1	1	1																																									
Harari	Male		1	1	10	234								6		3	4	5	4	9																																		
	Female			1	25	322								3			1	2	6	6																																		
Addis Ababa	Male	13	4	19	194	889	55	14	8		1	11	6	91	33	6	170	27	5	4																																		
	Female	11	3	12	182	1543	102	3	9	6	2	5	5	64	16	4	98	22	7	6																																		
Dire Dawa	Male			1	12	241	38	3	1				1		4	2																																						
	Female			1	7	155	21			2			1		2																																							
Total	Male	131	62	135	1617	42886	2716	65	20	3	3	16	10	229	53	29	271	45	11	38		3																																
	Female	39	9	50	763	25778	1298	14	11	12	3	7	7	96	16	9	116	30	13	17		1																																



**Teachers in Primary Schools by Qualification  
Grades 1-4**

Government - 1992E.C.(1999/2000)

Region		Grade 6 & Below	Grade 7 & 8	Grade 9 & 10	Grade 11 & 12	TTI	12+ Sh. Tr.	Sport	Tech. & Voc.	Hand Craft	Agr.	Music	Art	12+1	12+2	12+3	Diploma	B.A/ B.Sc	M.A M.Sc	Others	Not Reported	Total														
																						Male	Female	Both												
Tigray	Male	3	2	6	13	2346	47		4					10				3																		
	Female	2	1	1	14	2380	26		1					3		1		1								2434	2430	4864								
Afar	Male	7	15	8	4	377	2													6																
	Female	5	2	2	4	140	1																			419	154	573								
Amhara	Male	27	5	27	204	10675	470	18	4	2				16		1		25			3	1														
	Female	13		27	214	6284	506	7		2				1		1		2	1							11478	7058	18536								
Oromiya	Male	2	6	1	223	16556	149	3		1				16		1		3			4															
	Female				28	10025	67							2				1								16965	10123	27088								
Somali	Male			1	92	490	434	1				1						4																		
	Female				21	161	86														1					1028	269	1297								
Benishangul-Gumuz	Male	24			14	871	41	2						3		1		3			3															
	Female	1			1	464	10																				962	476	1438							
SNNPR	Male	19	3	23	559	8936	1346	18	3					63		9	16	26		1	8	2														
	Female	1		3	184	3730	427	1	1					18			3	5			4	1				11033	4378	15411								
Gambella	Male	29	2			548	3	3					2	2	1																					
	Female	5				194	2	2		1	1	1	1														590	207	797							
Harari	Male				6	224																														
	Female				12	313												1		6	6						245	341	586							
Addis Ababa	Male			2	14	343	12		2				1	53		10		22			1															
	Female		1	4	39	1003	21		3	3	2	1		53		1		19	1		6						460	1157	1617							
Dire Dawa	Male			1	6	207	35	1																												
	Female				4	144	12																					253	162	415						
Total	Male	111	33	69	1135	41573	2539	46	13	3	2	2	3	174	21	17		86		4	33	3														
	Female	27	4	37	521	24838	1158	10	5	6	3	2	1	82	1	5		29	2	6	17	1				45867	26755	72622								

**Teachers in Primary Schools by Qualification  
Grades 1-4**

Non-Government - 1992E.C.(1999/2000)

Region	Gender	Grade 6 & Below	Grade 7 & 8	Grade 9 & 10	Grade 11 & 12	TTI	12+ Sh. Tr.	Sport	Tech. & Voc.	Hand Craft	Agr.	Music	Art	12+1	12+2	12+3	Diploma	B.A/B.Sc	M.A M.Sc	Others	Not Reported	Total																				
																						Male	Female	Both																		
Tigray	Male		4	13	8	45	5					1	1	1	5		2	7																								
	Female			2	4	31	10											2																92	49	141						
Afar	Male	2			1	11																													14	1	15					
	Female					1																																				
Amhara	Male	4			2	58	3								6			5	1	1																						
	Female	1			3	20									3			1																			80	28	108			
Oromiya	Male		3	16	168	406	48	2							2	1		3																			1					
	Female		2	1	60	257	16	1					1					2																			650	340	990			
Somali	Male				2	13	1								2		1	1																				20	9	29		
	Female					8	1																																			
Benishangul-Gumuz	Male		13			20																																				
	Female		1			4																																		33	5	38
SNNPR	Male	1	4	19	111	170	74	1				1	1	3	1			22	4																							
	Female				16	59	23			1								4	3																					412	106	518
Harari	Male		1	1	4	10									2		3	4	5	1					1																	
	Female			1	13	9												2																								
Addis Ababa	Male	13	4	17	180	546	43	14	6		1	11	5	38	23	6	148	27	5						3																	
	Female	11	2	8	143	540	81	3	6	3		4	5	11	15	4	79	21	7																						1090	943
Dire Dawa	Male				6	34	3	2	1			1		1	2	2		1																								
	Female			1	3	11	9			2		1					1																									
Total	Male	20	29	66	482	1313	177	19	7		1	14	7	55	32	12	185	45	7						5																	
	Female	12	5	13	242	940	140	4	6	6		5	6	14	15	4	87	28	7																							

**Teachers in Primary Schools by Qualification  
Grades 1-4**

Urban - 1992E.C.(1999/2000)

Region		Grade 6 & Below	Grade 7 & 8	Grade 9 & 10	Grade 11 & 12	TTI	12+ Sh. Tr.	Sport	Tech. & Voc.	Hand Craft	Agr.	Music	Art	12+1	12+2	12+3	Diploma	B.A/ B.Sc	M.A M.Sc	Others	Not Reported	Total																				
																						Male	Female	Both																		
Tigray	Male	3	1	3	9	608	24					1	1	9	5		2	7																								
	Female	2	1	1	7	807	1							3			1	2																	673	825	1498					
Afar	Male	2	9	3	2	144	1																																			
	Female		2	1		59																															161	62	223			
Amhara	Male	4		3	4	2223	43	5	4					16		1	22	1	1																							
	Female	1			14	2204	37	1						3		1	2	1																			2327	2264	4591			
Oromiya	Male		7	6	100	4456	96	3						13	2		3							1																		
	Female		1	1	59	4250	57						1	1			1																				4690	4371	9061			
Somali	Male				44	379	274	1			1			5		1	5																									
	Female				20	154	66																	1														710	241	951		
Benishangul-Gumuz	Male	5			1	147	13	1						2			3																									
	Female					81	7																																172	88	260	
SNNPR	Male	1		6	83	2011	131	6			1	1	1	25	2	1	33	4	1	3																			1			
	Female			1	56	1386	107			1				4			4	3		4																			2311	1566	3877	
Gambella	Male					81																																				
	Female					43																																		81	43	124
Harari	Male		1	1	5	128								6		3	4	5	1	2																						
	Female				14	236								3			1	2		1																				156	258	414
Addis Ababa	Male	13	4	19	194	889	55	14	8		1	11	6	91	33	6	170	27	5	4																						
	Female	11	3	12	182	1543	102	3	9	6	2	5	5	64	16	4	98	22	7	6																				1550	2100	3650
Dire Dawa	Male			1	12	179	15	3	1			1		1	2	2		1																								
	Female			1	6	137	15			2		1					1																									
Total	Male	28	22	42	454	11245	652	33	13		3	14	8	168	44	14	242	45	8	13																						
	Female	14	7	18	358	10900	392	4	9	9	2	6	6	78	16	5	108	30	7	12																						

### Teachers in Primary Schools by Qualification Grades 1-4

Rural - 1992E.C.(1999/2000)

Region		Grade 6 & Below	Grade 7& 8	Grade 9 & 10	Grade 11& 12	TTI	12+ Sh. Tr.	Sport	Tech. & Voc.	Hand Craft	Agr.	Music	Art	12+1	12+2	12+3	Diploma	B.A/ B.Sc	M.A M.Sc	Others	Not Reported	Total																										
																						Male	Female	Both																								
Tigray	Male		5	16	12	1783	28		4					2			3																															
	Female			2	11	1604	35		1							1																		1853	1654	3507												
Afar	Male	7	6	5	3	244	1													6																												
	Female	5		1	4	82	1																													272	93	365										
Amhara	Male	27	5	24	202	8510	430	13		2				6			8			3	1																											
	Female	13		27	203	4100	469	6		2				1			1																				9231	4822	14053									
Oromiya	Male	2	2	11	291	12506	101	2		1				5			3			1																												
	Female		1		29	6032	26	1						1			2																					12925	6092	19017								
Somali	Male			1	50	124	161							2																																		
	Female				1	15	21																																338	37	375							
Benishangul-Gumuz	Male	19	13		13	744	28	1						1	1					3																												
	Female	1	1		1	387	3																																	823	393	1216						
SNNPR	Male	19	7	36	587	7095	1289	13	3					41	8	15	15			5	1																											
	Female	1		2	144	2403	343	1	1					14		3	5					1																										
Gambella	Male	29	2			467	3	3				2	2	1																																		
	Female	5				151	2	2		1	1	1	1																																			
Harari	Male				5	106														3	7																											
	Female				11	86														6	5																											
Dire Dawa	Male					62	23							3																																		
	Female				1	18	6							2																																		
Total	Male	103	40	93	1163	31641	2064	32	7	3		2	2	61	9	15	29		3	25	2																											
	Female	25	2	32	405	14878	906	10	2	3	1	1	1	18		4	8		6	5	1																											

**Teachers in Primary Schools by Qualification  
Grades 5-8**

Government and Non-Government - 1992E.C.(1999/2000)

Region		Grade 6 & Below	Grade 7 & 8	Grade 9 & 10	Grade 11 & 12	TTI	12+ Sh. Tr.	Sport	Tech. & Voc.	Hand Craft	Agr.	Music	Art	12+1	12+2	12+3	Diploma	B.A/ B.Sc	M.A M.Sc	Others	Total		
																					Male	Female	Both
Tigray	Male	3		3	8	1630	16	2			1			128	26	10	303	10		6			
	Female	1			2	433	6							32	6	1	39				2146	520	2666
Afar	Male			4	1	65	2	1	1					5	13		86	1			179	28	207
	Female					19											9						
Amhara	Male	13	2	13	6	2949	42	10			3	1		177	103	14	1575	11	2	4			
	Female	1	1	2	2	549	12	1			1		1	14	17	4	227				4925	832	5757
Oromiya	Male				60	11580	87	18	7	1	17		1	506	74	14	1488	23	4	17			
	Female				13	1647	8				2	2		70	8	1	169	3		2	13897	1925	15822
Somali	Male				1	361	45							8	2	1	36						
	Female					32	6														454	40	494
Benishangul-Gumuz	Male					154	1	1						10	6		81						
	Female				3	64								1			8				253	76	329
SNNPR	Male			1	85	6123	165	5	7		2		1	298	61	78	823	14	1	11			
	Female				8	877	8			1				42	8	7	135	1		1	7675	1088	8763
Gambella	Male		2			156	6		2		1			15	2	2	52						
	Female					23								3			7				238	33	271
Harari	Male				1	121								29	10		102	11		3			
	Female					37								9			17	1			274	64	338
Addis Ababa	Male	1	18	9	105	787	63	22	12		1	7	3	338	150	75	1376	183	6	12			
	Female		1		23	257	20	2	5	2		7	3	55	59	15	572	33	5	6	3168	1065	4233
Dire Dawa	Male			1	1	80	3	5				1		21	12	8	87	3					
	Female					22						1	1	5	1		13				222	43	265
Total	Male	17	22	31	268	24006	430	64	29	1	25	9	5	1535	459	202	6009	256	13	53			
	Female	2	2	2	51	3960	60	3	5	3	3	10	5	231	101	28	1196	38	5	9	33431	5714	39145

**Teachers in Primary Schools by Qualification  
Grades 5-8**

Government - 1992E.C.(1999/2000)

Region		Grade 6 & Below	Grade 7 & 8	Grade 9 & 10	Grade 11 & 12	TTI	12+ Sh. Tr.	Sport	Tech. & Voc.	Hand Craft	Agr.	Music	Art	12+1	12+2	12+3	Diploma	B.A/ B.Sc	M.A M.Sc	Others	Total		
																					Male	Female	Both
Tigray	Male	3		2	5	1614	15	1			1			123	21	10	299			6			
	Female	1			2	425	5							32	4	1	39				2100	509	2609
Afar	Male			4		62	2	1	1					5	13		86	1			175	28	203
	Female					19											9						
Amhara	Male	6		13	5	2924	42	10			3	1		172	102	14	1562	9		4	4867	828	5695
	Female			2	2	547	12	1			1		1	14	17	4	227						
Oromiya	Male				39	11275	76	16	6	1	16			479	61	10	1379	8	3	13	13382	1833	15215
	Female				9	1590	6				2	2		63	6	1	151	1		2			
Somali	Male				1	360	45							6	2	1	36				451	40	491
	Female					32	6																
Benishangul-Gumuz	Male					153	1	1						10	6		81				252	76	328
	Female				3	64								1			8						
SNNPR	Male			1	61	6007	147	5	6		2		1	286	58	75	784			11	7444	1065	8509
	Female				6	865	4							42	8	7	131	1		1			
Gambella	Male		2			156	6		2		1			15	2	2	52				238	33	271
	Female					23								3			7						
Harari	Male					106								29	8		93	2		1			
	Female					37								9			16				236	62	298
Addis Ababa	Male	1		1	5	345	9	6	1			3		196	51	19	746	12		2			
	Female				4	166	5	2	2	1		6	1	48	48	7	418	1		3	1397	712	2109
Dire Dawa	Male					64	1	3				1		20	6	4	80	1			180	39	219
	Female					20							1	5	1		12						
Total	Male	10	2	21	116	23066	344	43	16	1	23	5	1	1341	330	135	5198	33	3	37			
	Female	1		2	26	3788	38	3	2	1	3	8	3	217	86	20	1018	3		6	30722	5225	35947



**Teachers in Primary Schools by Qualification  
Grades 5-8**

Urban - 1992E.C.(1999/2000)

Region		Grade 6 & Below	Grade 7& 8	Grade 9 & 10	Grade 11& 12	TTI	12+ Sh. Tr.	Sport	Tech. & Voc.	Hand Craft	Agr.	Music	Art	12+1	12+2	12+3	Diploma	B.A/ B.Sc	M.A M.Sc	Others	Total			
																					Male	Female	Both	
Tigray	Male			2	4	709	3	2			1			95	22	9	192	9		4				
	Female				2	240								30	6		30						1052	308
Afar	Male			4		41	2	1	1					1	7		75	1						
	Female					10											6						133	16
Amhara	Male	7	2	12	3	1194	13	7			1	1		154	83	9	948	8	2	2				
	Female	1	1	2		340	2				1		1	12	15	2	140						2446	517
Oromiya	Male				29	5220	53	15	5	1	15		1	426	61	12	1239	22	4	17				
	Female				6	1121	6				2	2		58	8	1	155	3		2			7120	1364
Somali	Male				1	315	39							8	2	1	36							
	Female					30	6									2							402	38
Benishangul-Gumuz	Male					45								2			50							
	Female					12											2						97	14
SNNPR	Male				18	1676	32	2	1				1	199	48	33	526	14	1	11				
	Female				3	398	5			1				34	6	1	94			1			2562	543
Gambella	Male					38			1		1			5			20							
	Female					6								2			1						65	9
Harari	Male				1	87								28	10		94	11		3				
	Female					25								9			17	1					234	52
Addis Ababa	Male	1	18	9	105	787	63	22	12		1	7	3	338	150	75	1376	183	6	12				
	Female		1		23	257	20	2	5	2		7	3	55	59	15	572	33	5	6			3168	1065
Dire Dawa	Male			1	1	72	3	5				1		20	10	8	87	3						
	Female					21						1	1	5	1		12						211	41
Total	Male	8	20	28	162	10184	208	54	20	1	19	9	5	1276	393	147	4643	251	13	49				
	Female	1	2	2	34	2460	39	2	5	3	3	10	5	205	97	19	1029	37	5	9			17490	3967



**Teachers in Primary Schools by Qualification  
Grades 5-8**

Rural - 1992E.C.(1999/2000)

Region	Grade 6 & Below	Grade 7 & 8	Grade 9 & 10	Grade 11 & 12	TTI	12+ Sh. Tr.	Sport	Tech. & Voc.	Hand Craft	Agr.	Music	Art	12+1	12+2	12+3	Diploma	B.A/ B.Sc	M.A M.Sc	Others	Total			
																				Male	Female	Both	
Tigray	Male	3		1	4	921	13						33	4	1	111	1		2				
	Female	1				193	6						2		1	9					1094	212	1306
Afar	Male				1	24							4	6		11					46	12	58
	Female					9										3							
Amhara	Male	6		1	3	1755	29	3		2			23	20	5	627	3		2		2479	315	2794
	Female				2	209	10	1					2	2	2	87					6777	561	7338
Oromiya	Male				31	6360	34	3	2	2			80	13	2	249	1						
	Female				7	526	2						12			14							
Somali	Male					46	6														52	2	54
	Female					2																	
Benishangul	Male					109	1	1					8	6		31					156	62	218
	Female				3	52							1			6							
SNNPR	Male			1	67	4447	133	3	6	2			99	13	45	297					5113	545	5658
	Female				5	479	3						8	2	6	41	1						
Gambella	Male		2			118	6		1				10	2	2	32					173	24	197
	Female					17							1			6							
Harari	Male					34							1			8					40	12	52
	Female					12																	
Dire Dawa	Male					8							1	2							11	2	13
	Female					1										1							
Total	Male	9	2	3	106	13822	222	10	9	6			259	66	55	1366	5		4				
	Female	1			17	1500	21	1					26	4	9	167	1				15941	1747	17688

## Teachers in Senior Secondary Schools by Qualification

Government and Non-Government - 1992E.C.(1999/2000)

Region		Ethiopians														Expatriates				Total (Eth. & Exp.)			
		Grade 8 & Below	Grade 9 & 10	Grade 11 & 12	TTI	Music	Art	12 + 1	12 + 2	12 + 3	Diploma	B.A/ B.Sc	M.A M.Sc	Others	Not Reported	Total	Diploma	B.A/ B.Sc	M.A/ M.Sc	Total	Male	Female	Both
Tigray	Male				30			22	5	8	364	153	13	10	5	610	1	5		6			
	Female				1			4		1	28	7		2	1	44		1		1	616	45	661
Afar	Male				1						58	50				109							
	Female										3					3					109	3	112
Amhara	Male			2	28	18		7		19	1205	851	11	3		2144							
	Female				2					1	80	41				124	1			1	2144	125	2269
Oromiya	Male				454	4	4	122	239	86	2152	1165	44	3		4273			1	1			
	Female				25			9	30	3	205	53	2			327			4	4	4274	331	4605
Somali	Male				34			2			40	44				120							
	Female				1						3					4					120	4	124
Benishangul-Gumuz	Male				3					1	80	41				125							
	Female										4	1				5					125	5	130
SNNPR	Male			3	127	7		39	49	29	1306	527	24	5	1	2117	2	1	1	4			
	Female			2	12			1	12	2	113	20				162		1		1	2121	163	2284
Gambella	Male				3						22	52		2		79		1		1			
	Female				1						1					2			5	5	80	7	87
Harari	Male				3			2		5	50	89	2	1		152							
	Female							1		1	9	4				15					152	15	167
Addis Ababa	Male	1	1	2	2	1	2	5	20	87	641	1299	49	15	1	2126		15	11	26			
	Female							1	8	7	191	153	12	1		373		14	5	19	2152	392	2544
Dire Dawa	Male							3		1	75	81				160							
	Female										6	3				9		2		2	160	11	171
Total	Male	1	1	7	685	30	6	202	313	236	5993	4352	143	39	7	12015	3	22	13	38			
	Female			2	42			16	50	15	643	282	14	3	1	1068	1	18	14	33	12053	1101	13154

### Teachers in Senior Secondary Schools by Qualification

Government - 1992E.C.(1999/2000)

Region		Ethiopians														Expatriates				Total (Eth. & Exp.)			
		Grade 8 & Below	Grade 9 & 10	Grade 11 & 12	TTI	Music	Art	12 + 1	12 + 2	12 + 3	Diploma	B.A/ B.Sc	M.A M.Sc	Others	Not Reported	Total	Diploma	B.A/ B.Sc	M.A/ M.Sc	Total	Male	Female	Both
Tigray	Male				30			22	5	8	364	152	12	7	5	605	1			1			
	Female				1			4		1	28	7		2	1	44		1		1	606	45	651
Afar	Male				1						58	50				109							
	Female										3					3					109	3	112
Amhara	Male			2	28	18		7		19	1203	844	10	3		2134							
	Female				2					1	80	41				124	1			1	2134	125	2259
Oromiya	Male				450	4	4	117	235	80	2143	1106	43	2		4184							
	Female				24			7	30	3	204	53	2			323					4184	323	4507
Somali	Male				34			2			40	44				120							
	Female				1						3					4					120	4	124
Benishangul-Gumuz	Male				3					1	80	41				125							
	Female										4	1				5					125	5	130
SNNPR	Male			3	125	7		39	49	29	1297	494	24	5	1	2073	2	1		3			
	Female			2	12			1	12	2	113	19				161		1		1	2076	162	2238
Gambella	Male				3						22	52		2		79		1		1			
	Female				1						1					2			5	5	80	7	87
Harari	Male				3			2		5	50	79	2	1		142							
	Female							1		1	9	4				15					142	15	157
Addis Ababa	Male				1	1	1	5	19	83	621	1092	42	13	1	1879							
	Female							1	8	7	189	135	9	1		350					1879	350	2229
Dire Dawa	Male							2		1	72	73				148							
	Female										6	3				9					148	9	157
Total	Male			5	678	30	5	196	308	226	5950	4027	133	33	7	11598	3	2		5			
	Female			2	41			14	50	15	640	263	11	3	1	1040	1	2	5	8	11603	1048	12651

### Teachers in Senior Secondary Schools by Qualification

Non-Government - 1992E.C.(1999/2000)

Region		Ethiopians														Expatriates				Total (Eth. & Exp.)			
		Grade 8 & Below	Grade 9 & 10	Grade 11 & 12	TTI	Music	Art	12 + 1	12 + 2	12 + 3	Diploma	B.A/ B.Sc	M.A/ M.Sc	Others	Not Reported	Total	Diploma	B.A/ B.Sc	M.A/ M.Sc	Total	Male	Female	Both
Tigray	Male															5		5		5			
	Female																				10		10
Afar	Male																						
	Female																						
Amhara	Male										2	7	1			10							
	Female																				10		10
Oromiya	Male				4			5	4	6	9	59	1	1		89			1	1			
	Female				1			2			1					4			4	4	90	8	98
Somali	Male																						
	Female																						
Benishangul-Gumuz	Male																						
	Female																						
SNNPR	Male				2						9	33				44			1	1			
	Female											1				1					45	1	46
Harari	Male											10				10							
	Female																				10		10
Addis Ababa	Male	1	1	2	1		1		1	4	20	207	7	2		247		15	11	26			
	Female										2	18	3			23		14	5	19	273	42	315
Dire Dawa	Male							1			3	8				12							
	Female																	2		2	12	2	14
Total	Male	1	1	2	7		1	6	5	10	43	325	10	6		417		20	13	33			
	Female				1			2			3	19	3			28		16	9	25	450	53	503

## Teachers in Senior Secondary Schools by Qualification

Urban - 1992E.C.(1999/2000)

Region		Ethiopians														Expatriates				Total (Eth. & Exp.)			
		Grade 8 & Below	Grade 9 & 10	Grade 11 & 12	TTI	Music	Art	12 + 1	12 + 2	12 + 3	Diploma	B.A/ B.Sc	M.A M.Sc	Others	Not Reported	Total	Diploma	B.A/ B.Sc	M.A/ M.Sc	Total	Male	Female	Both
Tigray	Male				29			21	5	8	357	152	13	10	5	600	1	5		6			
	Female				1			4		1	28	7		2	1	44		1		1	606	45	651
Afar	Male				1						37	44				82					82	3	85
	Female										3					3							
Amhara	Male			2	27	18		7		17	1133	820	11	3		2038							
	Female				2					1	80	40				123	1			1	2038	124	2162
Oromiya	Male				449	4	4	121	235	85	2129	1146	44	3		4220			1	1			
	Female				25			9	30	3	203	53	2			325		4	4	4221	329	4550	
Somali	Male				26			2			36	42				106							
	Female				1						3					4					106	4	110
Benishangul-Gumuz	Male				3					1	80	41				125							
	Female										4	1				5					125	5	130
SNNPR	Male			3	117	7		37	49	29	1201	512	24	5	1	1985	2	1	1	4			
	Female			2	11			1	12	2	105	19				152		1	1	1989	153	2142	
Gambella	Male				1						15	32		2		50					50	1	51
	Female										1					1							
Harari	Male				3			2		5	50	89	2	1		152							
	Female							1		1	9	4				15					152	15	167
Addis Ababa	Male	1	1	2	2	1	2	5	20	87	641	1299	49	15	1	2126		15	11	26			
	Female							1	8	7	191	153	12	1		373		14	5	19	2152	392	2544
Dire Dawa	Male							3		1	75	81				160							
	Female										6	3				9		2	2	160	11	171	
Total	Male	1	1	7	658	30	6	198	309	233	5754	4258	143	39	7	11644	3	21	13	37			
	Female			2	40			16	50	15	633	280	14	3	1	1054	1	18	9	28	11681	1082	12763

### Teachers in Senior Secondary Schools by Qualification

Rural - 1992E.C.(1999/2000)

Region		Ethiopians														Expatriates				Total (Eth. & Exp.)				
		Grade 8 & Below	Grade 9 & 10	Grade 11& 12	TTI	Music	Art	12 + 1	12 + 2	12 + 3	Diploma	B.A/ B.Sc	M.A M.Sc	Others	Not Reported	Total	Diploma	B.A/ B.Sc	M.A/ M.Sc	Total	Male	Female	Both	
Tigray	Male				1			1			7	1				10								
	Female																				10		10	
Afar	Male									21	6					27								
	Female																				27		27	
Amhara	Male				1						72	31				106								
	Female											1				1					106	1	107	
Oromiya	Male				5			1	4	1	23	19				53								
	Female										2					2					53	2	55	
Somali	Male				8						4	2				14								
	Female																				14		14	
Benishangul-Gumuz	Male																							
	Female																							
SNNPR	Male				10			2			105	15				132								
	Female				1						8	1				10					132	10	142	
Gambella	Male				2						7	20				29		1		1				
	Female				1											1			5	5	30	6	36	
Harari	Male																							
	Female																							
Dire Dawa	Male																							
	Female																							
Total	Male				27			4	4	3	239	94				371		1		1				
	Female				2						10	2				14			5	5	372	19	391	

## Number of Schools by Grade Level

Government and Non-Government - 1992E.C.(1999/2000)

Region	Primary	Senior Secondary
Tigray	852	31
Afar	124	5
Amhara	2895	81
Oromiya	4359	129
Somali	222	9
Benishangul-Gumuz	272	10
SNNPR	2271	83
Gambella	129	6
Harari	46	3
Addis Ababa	267	49
Dire Dawa	53	4
<b>Total</b>	<b>11490</b>	<b>410</b>

Government - 1992E.C.(1999/2000)

Region	Primary	Senior Secondary
Tigray	823	28
Afar	117	5
Amhara	2882	79
Oromiya	4201	121
Somali	216	9
Benishangul-Gumuz	265	10
SNNPR	2185	80
Gambella	129	6
Harari	39	2
Addis Ababa	66	24
Dire Dawa	41	2
<b>Total</b>	<b>10964</b>	<b>366</b>

Non-Government - 1992E.C.(1999/2000)

Region	Primary	Senior Secondary
Tigray	29	3
Afar	7	
Amhara	13	2
Oromiya	158	8
Somali	6	
Benishangul-Gumuz	7	
SNNPR	86	3
Harari	7	1
Addis Ababa	201	25
Dire Dawa	12	2
<b>Total</b>	<b>526</b>	<b>44</b>

## Number of Schools by Grade Level

Urban - 1992E.C.(1999/2000)

Region	Primary	Senior Secondary
Tigray	127	30
Afar	24	4
Amhara	277	73
Oromiya	607	127
Somali	122	8
Benishangul-Gumuz	19	9
SNNPR	240	71
Gambella	10	3
Harari	24	3
Addis Ababa	267	49
Dire Dawa	28	4
<b>Total</b>	<b>1745</b>	<b>381</b>

Rural - 1992E.C.(1999/2000)

Region	Primary	Senior Secondary
Tigray	725	1
Afar	100	1
Amhara	2618	8
Oromiya	3752	2
Somali	100	1
Benishangul-Gumuz	253	1
SNNPR	2031	12
Gambella	119	3
Harari	22	
Dire Dawa	25	
<b>Total</b>	<b>9745</b>	<b>29</b>



## Number of Schools by Compound

Government and Non-Government - 1992E.C.(1999/2000)

Region	Grade 1-4	Grade 1-8	Grade 9-12	Grade 1-12	All Schools
Tigray	316	528	23	8	875
Afar	77	45	3	2	127
Amhara	1049	1828	63	18	2958
Oromiya	1917	2417	104	25	4463
Somali	123	94	4	5	226
Benishangul-Gumuz	148	121	7	3	279
SNNPR	685	1545	42	41	2313
Gambella	77	49	3	3	132
Harari	18	27	2	1	48
Addis Ababa	20	227	29	20	296
Dire Dawa	21	29	1	3	54
<b>Total</b>	<b>4451</b>	<b>6910</b>	<b>281</b>	<b>129</b>	<b>11771</b>

Government - 1992E.C.(1999/2000)

Region	Grade 1-4	Grade 1-8	Grade 9-12	Grade 1-12	All Schools
Tigray	306	511	22	6	845
Afar	72	43	3	2	120
Amhara	1047	1819	63	16	2945
Oromiya	1858	2323	101	20	4302
Somali	119	92	4	5	220
Benishangul-Gumuz	142	120	7	3	272
SNNPR	655	1490	40	40	2225
Gambella	77	49	3	3	132
Harari	17	22	2	0	41
Addis Ababa	3	63	24	0	90
Dire Dawa	18	22	1	1	42
<b>Total</b>	<b>4314</b>	<b>6554</b>	<b>270</b>	<b>96</b>	<b>11234</b>

Non-Government - 1992E.C.(1999/2000)

Region	Grade 1-4	Grade 1-8	Grade 9-12	Grade 1-12	All Schools
Tigray	10	17	1	2	30
Afar	5	2	0	0	7
Amhara	2	9	0	2	13
Oromiya	59	94	3	5	161
Somali	4	2	0	0	6
Benishangul-Gumuz	6	1	0	0	7
SNNPR	30	55	2	1	88
Harari	1	5	0	1	7
Addis Ababa	17	164	5	20	206
Dire Dawa	3	7	0	2	12
<b>Total</b>	<b>137</b>	<b>356</b>	<b>11</b>	<b>33</b>	<b>537</b>

## Number of Schools by Compound

Urban - 1992E.C.(1999/2000)

Region	Grade 1-4	Grade 1-8	Grade 9-12	Grade 1-12	All Schools
Tigray	20	99	22	8	149
Afar	3	19	2	2	26
Amhara	22	239	57	16	334
Oromiya	78	504	102	25	709
Somali	50	67	3	5	125
Benishangul-Gumuz	4	13	7	2	26
SNNPR	36	172	39	32	279
Gambella	3	6	2	1	12
Harari	5	18	2	1	26
Addis Ababa	20	227	29	20	296
Dire Dawa	5	20	1	3	29
<b>Total</b>	<b>246</b>	<b>1384</b>	<b>266</b>	<b>115</b>	<b>2011</b>

Rural - 1992E.C.(1999/2000)

Region	Grade 1-4	Grade 1-8	Grade 9-12	Grade 1-12	All Schools
Tigray	296	429	1	0	726
Afar	74	26	1	0	101
Amhara	1027	1589	6	2	2624
Oromiya	1839	1913	2	0	3754
Somali	73	27	1	0	101
Benishangul-Gumuz	144	108	0	1	253
SNNPR	649	1373	3	9	2034
Gambella	74	43	1	2	120
Harari	13	9	0	0	22
Dire Dawa	16	9	0	0	25
<b>Total</b>	<b>4205</b>	<b>5526</b>	<b>15</b>	<b>14</b>	<b>9760</b>

## School Facilities by Compound

### Primary (Grade 1-4)

Government and Non-Government - 1992E.C.(1999/2000)

Region	Class Rooms	Workshops	Hand Crafts	Laboratories
Tigray	1173	1	3	
Afar	210			
Amhara	4418	12	21	1
Oromiya	8205	11	53	4
Somali	439	4		
Benishangul-Gumuz	640	1	16	
SNNPR	3018	10	23	
Gambella	277		3	
Harari	92			
Addis Ababa	98	1	1	3
Dire Dawa	86			
<b>Total</b>	<b>18656</b>	<b>40</b>	<b>120</b>	<b>8</b>

Government - 1992E.C.(1999/2000)

Region	Class Rooms	Workshops	Hand Crafts	Laboratories
Tigray	1122	1	3	
Afar	209			
Amhara	4410	12	21	1
Oromiya	7958	11	49	4
Somali	417	4		
Benishangul-Gumuz	623	1	16	
SNNPR	2885	9	19	
Gambella	277		3	
Harari	89			
Addis Ababa	15			
Dire Dawa	71			
<b>Total</b>	<b>18076</b>	<b>38</b>	<b>111</b>	<b>5</b>

Non-Government - 1992E.C.(1999/2000)

Region	Class Rooms	Workshops	Hand Crafts	Laboratories
Tigray	51			
Afar	1			
Amhara	8			
Oromiya	247		4	
Somali	22			
Benishangul-Gumuz	17			
SNNPR	133	1	4	
Harari	3			
Addis Ababa	83	1	1	3
Dire Dawa	15			
<b>Total</b>	<b>580</b>	<b>2</b>	<b>9</b>	<b>3</b>

**School Facilities by Compound**  
**Primary (Grade 1-4)**

Urban - 1992E.C.(1999/2000)

Region	Class Rooms	Workshops	Hand Crafts	Laboratories
Tigray	98			
Afar	15			
Amhara	114	1		
Oromiya	428	1	2	
Somali	204			
Benishangul-Gumuz	39			
SNNPR	205	2	4	
Gambella	11			
Harari	27			
Addis Ababa	98	1	1	3
Dire Dawa	24			
<b>Total</b>	<b>1263</b>	<b>5</b>	<b>7</b>	<b>3</b>

Non-Government - 1992E.C.(1999/2000)

Region	Class Rooms	Workshops	Hand Crafts	Laboratories
Tigray	1075	1	3	
Afar	195			
Amhara	4304	11	21	1
Oromiya	7777	10	51	4
Somali	235	4		
Benishangul-Gumuz	601	1	16	
SNNPR	2813	8	19	
Gambella	266		3	
Harari	65			
Dire Dawa	62			
<b>Total</b>	<b>17393</b>	<b>35</b>	<b>113</b>	<b>5</b>

## School Facilities by Compound

### Primary (Grade 1-8)

Government and Non-Government - 1992E.C.(1999/2000)

Region	Class Rooms	Workshops	Hand Crafts	Laboratories
Tigray	4076	9	34	16
Afar	353	2	1	1
Amhara	13390	53	91	125
Oromiya	20720	74	299	48
Somali	573		6	8
Benishangul-Gumuz	872		9	1
SNNPR	12743	73	105	28
Gambella	362	1	6	
Harari	309	1	2	6
Addis Ababa	3819	39	27	34
Dire Dawa	320			
<b>Total</b>	<b>57537</b>	<b>252</b>	<b>580</b>	<b>267</b>

Government - 1992E.C.(1999/2000)

Region	Class Rooms	Workshops	Hand Crafts	Laboratories
Tigray	3953	4	32	15
Afar	343	1		1
Amhara	13314	52	88	123
Oromiya	19909	65	283	38
Somali	558		6	8
Benishangul-Gumuz	854		9	1
SNNPR	12312	62	91	24
Gambella	362	1	6	
Harari	261	1		3
Addis Ababa	1326	17	12	6
Dire Dawa	263			
<b>Total</b>	<b>53455</b>	<b>203</b>	<b>527</b>	<b>219</b>

Non-Government - 1992E.C.(1999/2000)

Region	Class Rooms	Workshops	Hand Crafts	Laboratories
Tigray	123	5	2	1
Afar	10	1	1	
Amhara	76	1	3	2
Oromiya	811	9	16	10
Somali	15			
Benishangul-Gumuz	18			
SNNPR	431	11	14	4
Harari	48		2	3
Addis Ababa	2493	22	15	28
Dire Dawa	57			
<b>Total</b>	<b>4082</b>	<b>49</b>	<b>53</b>	<b>48</b>

**School Facilities by Compound**  
**Primary (Grade 1-8)**

Urban - 1992E.C.(1999/2000)

Region	Class Rooms	Workshops	Hand Crafts	Laboratories
Tigray	1330	5	4	9
Afar	197			
Amhara	3110	20	25	43
Oromiya	6317	38	87	26
Somali	424		5	8
Benishangul-Gumuz	142			
SNNPR	2141	25	19	17
Gambella	77		1	
Harari	228	1	2	6
Addis Ababa	3819	39	27	34
Dire Dawa	261			
<b>Total</b>	<b>18046</b>	<b>128</b>	<b>170</b>	<b>143</b>

Non-Government - 1992E.C.(1999/2000)

Region	Class Rooms	Workshops	Hand Crafts	Laboratories
Tigray	2746	4	30	7
Afar	156	2	1	1
Amhara	10280	33	66	82
Oromiya	14403	36	212	22
Somali	149		1	
Benishangul-Gumuz	730		9	1
SNNPR	10602	48	86	11
Gambella	285	1	5	
Harari	81			
Dire Dawa	59			
<b>Total</b>	<b>39491</b>	<b>124</b>	<b>410</b>	<b>124</b>

## School Facilities by Compound

### Secondary (Grade 9-12)

Government and Non-Government - 1992E.C.(1999/2000)

Region	Class Rooms	Workshops	Hand Crafts	Laboratories
Tigray	299	37	10	39
Afar	27			
Amhara	844	84	17	118
Oromiya	1550	128	36	177
Somali	34	1		1
Benishangul-Gumuz	67	8		13
SNNPR	583	39	16	74
Gambella	26	7	2	5
Harari	45	4		6
Addis Ababa	1048	23	12	45
Dire Dawa	37	4	1	3
<b>Total</b>	<b>4560</b>	<b>335</b>	<b>94</b>	<b>481</b>

Government - 1992E.C.(1999/2000)

Region	Class Rooms	Workshops	Hand Crafts	Laboratories
Tigray	295	37	10	39
Afar	27			
Amhara	844	84	17	118
Oromiya	1536	127	36	173
Somali	34	1		1
Benishangul-Gumuz	67	8		13
SNNPR	566	38	16	68
Gambella	26	7	2	5
Harari	45	4		6
Addis Ababa	1036	22	12	38
Dire Dawa	37	4	1	3
<b>Total</b>	<b>4513</b>	<b>332</b>	<b>94</b>	<b>464</b>

Non-Government - 1992E.C.(1999/2000)

Region	Class Rooms	Workshops	Hand Crafts	Laboratories
Tigray	123	5	2	1
Afar	10	1	1	
Amhara	76	1	3	2
Oromiya	811	9	16	10
Somali	15			
Benishangul-Gumuz	18			
SNNPR	431	11	14	4
Harari	48		2	3
Addis Ababa	2493	22	15	28
Dire Dawa	57			
<b>Total</b>	<b>4082</b>	<b>49</b>	<b>53</b>	<b>48</b>

**School Facilities by Compound**  
**Secondary (Grade 9-12)**

Urban - 1992E.C.(1999/2000)

Region	Class Rooms	Workshops	Hand Crafts	Laboratories
Tigray	293	37	10	39
Afar	19			
Amhara	796	71	17	108
Oromiya	1523	125	36	175
Somali	30	1		1
Benishangul-Gumuz	67	8		13
SNNPR	550	36	16	67
Gambella	18	3	1	4
Harari	45	4		6
Addis Ababa	1048	23	12	45
Dire Dawa	37	4	1	3
<b>Total</b>	<b>4426</b>	<b>312</b>	<b>93</b>	<b>461</b>

Non-Government - 1992E.C.(1999/2000)

Region	Class Rooms	Workshops	Hand Crafts	Laboratories
Tigray	6			
Afar	8			
Amhara	48	13		10
Oromiya	27	3		2
Somali	4			
SNNPR	33	3		7
Gambella	8	4	1	1
<b>Total</b>	<b>134</b>	<b>23</b>	<b>1</b>	<b>20</b>



## School Facilities by Compound

### All Grade (1-12)

Government and Non-Government - 1992E.C.(1999/2000)

Region	Class Rooms	Workshops	Hand Crafts	Laboratories
Tigray	82	2	1	10
Afar	24			1
Amhara	192	14	3	39
Oromiya	361	19	11	40
Somali	43	1		
Benishangul-Gumuz	47	2		
SNNPR	539	16	7	39
Gambella	41	5	1	6
Harari	19	1		1
Addis Ababa	460	5	4	20
Dire Dawa	41	2	1	2
<b>Total</b>	<b>1849</b>	<b>67</b>	<b>28</b>	<b>158</b>

Government - 1992E.C.(1999/2000)

Region	Class Rooms	Workshops	Hand Crafts	Laboratories
Tigray	56	1	1	7
Afar	24			1
Amhara	170	12	3	34
Oromiya	274	15	8	29
Somali	43	1		
Benishangul-Gumuz	47	2		
SNNPR	520	16	6	38
Gambella	41	5	1	6
Dire Dawa	12			
<b>Total</b>	<b>1187</b>	<b>52</b>	<b>19</b>	<b>115</b>

Non-Government - 1992E.C.(1999/2000)

Region	Class Rooms	Workshops	Hand Crafts	Laboratories
Tigray	26	1		3
Amhara	22	2		5
Oromiya	87	4	3	11
SNNPR	19		1	1
Harari	19	1		1
Addis Ababa	460	5	4	20
Dire Dawa	29	2	1	2
<b>Total</b>	<b>662</b>	<b>15</b>	<b>9</b>	<b>43</b>

**School Facilities by Compound**  
*All Grade (1-12)*

Urban - 1992E.C.(1999/2000)

Region	Class Rooms	Workshops	Hand Crafts	Laboratories
Tigray	82	2	1	10
Afar	24			1
Amhara	178	12	3	35
Oromiya	361	19	11	40
Somali	43	1		
Benishangul-Gumuz	25			
SNNPR	437	14	6	32
Gambella	14	1		2
Harari	19	1		1
Addis Ababa	460	5	4	20
Dire Dawa	41	2	1	2
<b>Total</b>	<b>1684</b>	<b>57</b>	<b>26</b>	<b>143</b>

Non-Government - 1992E.C.(1999/2000)

Region	Class Rooms	Workshops	Hand Crafts	Laboratories
Amhara	14	2		4
Benishangul-Gumuz	22	2		
SNNPR	102	2	1	7
Gambella	27	4	1	4
<b>Total</b>	<b>165</b>	<b>10</b>	<b>2</b>	<b>15</b>

## Availability of Facilities in Schools by Region

### Primary (Grade 1-4) 1992 E.C. /1999-2000/

Region	No. of Schools	Number of Schools by shift				Total	Library			
		One shift	Two shifts	Three Shifts	Combination		NR	Y	N	% Y
Tigray	316	186	109		18	313	3	28	285	8.9
Afar	77	14				14	59		18	
Amhara	1049	759	284	1	4	1048	18	138	893	13.4
Oromiya	1917	1637	269		9	1915	1351	363	203	64.1
Somali	123	90	20	2		112	5		118	
Benishangul-Gumuz	148	134	6		2	142	1	30	117	20.4
SNNPR	685	488	197			685	1	101	583	14.8
Gambella	77	74	3			77	1	10	66	13.2
Harari	18	16	1		1	18		2	16	11.1
Addis Ababa	20	18	2			20	1	11	8	57.9
Dire Dawa	21	14	6		1	21			21	
<b>Total</b>	<b>4451</b>	<b>3430</b>	<b>897</b>	<b>3</b>	<b>35</b>	<b>4365</b>	<b>1440</b>	<b>683</b>	<b>2328</b>	<b>22.7</b>

### Primary (Grade 1-8) 1992 E.C. /1999-2000/

Region	No. of Schools	Number of Schools by shift				Total	Library			
		One shift	Two shifts	Three Shifts	Combination		NR	Y	N	% Y
Tigray	528	189	312			528		98	430	18.6
Afar	45	18	1			19	26	3	16	15.8
Amhara	1828	841	984		2	1827	23	722	1083	40.0
Oromiya	2417	1299	1108	1	9	2417	321	967	1129	46.1
Somali	94	48	37	3	1	89	2	4	88	4.3
Benishangul-Gumuz	121	104	13		2	119		41	80	33.9
SNNPR	1545	728	813		4	1545		530	1015	34.3
Gambella	49	42	7			49		17	32	34.7
Harari	27	13	14			27		13	14	48.1
Addis Ababa	227	163	62		1	226	6	115	106	52.0
Dire Dawa	29	11	18			29	2	9	18	33.3
<b>Total</b>	<b>6910</b>	<b>3456</b>	<b>3369</b>	<b>4</b>	<b>46</b>	<b>6875</b>	<b>380</b>	<b>2519</b>	<b>4011</b>	<b>38.6</b>

### Secondary (Grade 9-12) 1992 E.C. /1999-2000/

Region	No. of Schools	Number of Schools by shift				Total	Library			
		One shift	Two shifts	Three Shifts	Combination		NR	Y	N	% Y
Tigray	23	4	18			22		19	4	82.6
Afar	3	1				1	2	1		100.0
Amhara	63	13	49			62	1	60	2	96.8
Oromiya	104	21	81	1	1	104	2	100	2	98.0
Somali	4	2	2			4		1	3	25.0
Benishangul-Gumuz	7	3	3		1	7		7		100.0
SNNPR	42	7	35			42		40	2	95.2
Gambella	3	3				3		3		100.0
Harari	2		2			2		2		100.0
Addis Ababa	29	5	21			26	3	25	1	96.2
Dire Dawa	1		1			1		1		100.0
<b>Total</b>	<b>281</b>	<b>59</b>	<b>212</b>	<b>1</b>	<b>2</b>	<b>274</b>	<b>8</b>	<b>259</b>	<b>14</b>	<b>94.9</b>

### All Grades (1-12) 1992 E.C. /1999-2000/

Region	No. of Schools	Number of Schools by shift				Total	Library			
		One shift	Two shifts	Three Shifts	Combination		NR	Y	N	% Y
Tigray	8	4	4			8		6	2	75.0
Afar	2	2				2		1	1	50.0
Amhara	18	4	14			18	1	16	1	94.1
Oromiya	25	11	14			25		23	2	92.0
Somali	5	3	1			4		1	4	20.0
Benishangul-Gumuz	3	3				3		3		100.0
SNNPR	41	9	32			41		39	2	95.1
Gambella	3	3				3		3		100.0
Harari	1	1				1		1		100.0
Addis Ababa	20	19	1			20	1	19		100.0
Dire Dawa	3	2	1			3		2	1	66.7
<b>Total</b>	<b>129</b>	<b>61</b>	<b>67</b>			<b>128</b>	<b>2</b>	<b>114</b>	<b>13</b>	<b>89.8</b>

Y = Available

N = Not available

NR = Not Reported

## Availability of Facilities in Schools by Region

### Primary (Grade 1-4) 1992 E.C. /1999-2000/

Region	No. of Schools	Water				Latrines				Clinic				Pedagogical Centers			
		NR	Y	N	%Y	NR	Y	N	%Y	NR	Y	N	%Y	NR	Y	N	%Y
Tigray	316	4	40	272	12.8	3	112	201	35.8	3	4	309	1.3	3	64	249	20.4
Afar	77	58	1	18	5.3	58	10	9	52.6	60		17		58	1	18	5.3
Amhara	1049	16	276	757	26.7	26	684	339	66.9	14	9	1026	0.9	16	728	305	70.5
Oromiya	1917	192	1110	615	64.3	1461	102	354	22.4	564	3	1350	0.2	287	1123	507	68.9
Somali	123	5	8	110	6.8	4	36	83	30.3	7	1	115	0.9	6	2	115	1.7
Benishangul-Gumuz	148	1	58	89	39.5	2	98	48	67.1	2	2	144	1.4	2	97	49	66.4
SNNPR	685	3	186	496	27.3	1	506	178	74.0	6	9	670	1.3	1	311	373	45.5
Gambella	77		36	41	46.8		17	60	22.1	2	1	74	1.3	3	19	55	25.7
Harari	18		5	13	27.8		12	6	66.7			18			8	10	44.4
Addis Ababa	20	4	15	1	93.8	3	17		100.0	1	3	16	15.8	2	11	7	61.1
Dire Dawa	21		6	15	28.6		19	2	90.5		1	20	4.8		8	13	38.1
Total	4451	283	1741	2427	41.8	1558	1613	1280	55.8	659	33	3759	0.9	378	2372	1701	58.2

### Primary (Grade 1-8) 1992 E.C. /1999-2000/

Region	No. of Schools	Water				Latrines				Clinic				Pedagogical Centers			
		NR	Y	N	%Y	NR	Y	N	%Y	NR	Y	N	%Y	NR	Y	N	%Y
Tigray	528		152	376	28.8		304	224	57.6		16	512	3.0		309	219	58.5
Afar	45	25	9	11	45.0	25	13	7	65.0	24	2	19	9.5	25	11	9	55.0
Amhara	1828	1037	678	113	85.7	1290	139	399	25.8	7	20	1801	1.1	12	1573	243	86.6
Oromiya	2417	127	1602	688	70.0	2002	167	248	40.2	631	20	1766	1.1	95	2206	116	95.0
Somali	94	1	22	71	23.7	2	51	41	55.4	4		90		2	9	83	9.8
Benishangul-Gumuz	121	1	41	79	34.2		95	26	78.5	1	2	118	1.7		107	14	88.4
SNNPR	1545		561	984	36.3	1191	132	222	37.3		40	1505	2.6		1247	298	80.7
Gambella	49		21	28	42.9		29	20	59.2		1	48	2.0		38	11	77.6
Harari	27		18	9	66.7		24	3	88.9		1	26	3.7		19	8	70.4
Addis Ababa	227	8	215	4	98.2	7	215	5	97.7	8	68	151	31.1	2	212	13	94.2
Dire Dawa	29	2	20	7	74.1		28	1	96.6	1		28		1	14	14	50.0
Total	6910	1201	3339	2370	58.5	4517	1197	1196	50.0	676	170	6064	2.7	137	5745	1028	84.8

### Secondary (Grade 9-12) 1992 E.C. /1999-2000/

Region	No. of Schools	Water				Latrines				Clinic				Pedagogical Centers			
		NR	Y	N	%Y	NR	Y	N	%Y	NR	Y	N	%Y	NR	Y	N	%Y
Tigray	23		16	7	69.6		19	4	82.6		2	21	8.7		14	9	60.9
Afar	3	2		1		3				2		1		2	1		100.0
Amhara	63		52	11	82.5	2	59	2	96.7	1	2	60	3.2	3	54	6	90.0
Oromiya	104	4	88	12	88.0	12	90	2	97.8	27	10	67	13.0	3	97	4	96.0
Somali	4		1	3	25.0		3	1	75.0			4			1	3	25.0
Benishangul-Gumuz	7		4	3	57.1		7		100.0		1	6	14.3		7		100.0
SNNPR	42	1	34	7	82.9		41	1	97.6		5	37	11.9		37	5	88.1
Gambella	3		1	2	33.3		3		100.0			3			3		100.0
Harari	2		2		100.0		2		100.0			2			2		100.0
Addis Ababa	29	2	27		100.0	2	27		100.0	3	20	6	76.9	1	19	9	67.9
Dire Dawa	1		1		100.0		1		100.0			1			1		100.0
Total	281	9	226	46	83.1	19	252	10	96.2	33	40	208	16.1	9	236	36	86.8

### All Grades (1-12) 1992 E.C. /1999-2000/

Region	No. of Schools	Water				Latrines				Clinic				Pedagogical Centers			
		NR	Y	N	%Y	NR	Y	N	%Y	NR	Y	N	%Y	NR	Y	N	%Y
Tigray	8		6	2	75.0		8		100.0		2	6	25.0		6	2	75.0
Afar	2		2		100.0		2		100.0			2				2	
Amhara	18	1	13	4	76.5		17	1	94.4		1	17	5.6		18		100.0
Oromiya	25	1	21	3	87.5	1	24		100.0	7	2	16	11.1	2	21	2	91.3
Somali	5			5			3	2	60.0			5				5	
Benishangul-Gumuz	3		1	2	33.3		3		100.0			3			3		100.0
SNNPR	41		27	14	65.9		40	1	97.6		2	39	4.9		40	1	97.6
Gambella	3			3			2	1	66.7			3			3		100.0
Harari	1		1		100.0		1		100.0		1		100.0		1		100.0
Addis Ababa	20	4	16		100.0	2	18		100.0	5	10	5	66.7	3	10	7	58.8
Dire Dawa	3		2	1	66.7		3		100.0		1	2	33.3		2	1	66.7
Total	129	6	89	34	72.4	3	121	5	96.0	12	19	98	16.2	5	104	20	83.9

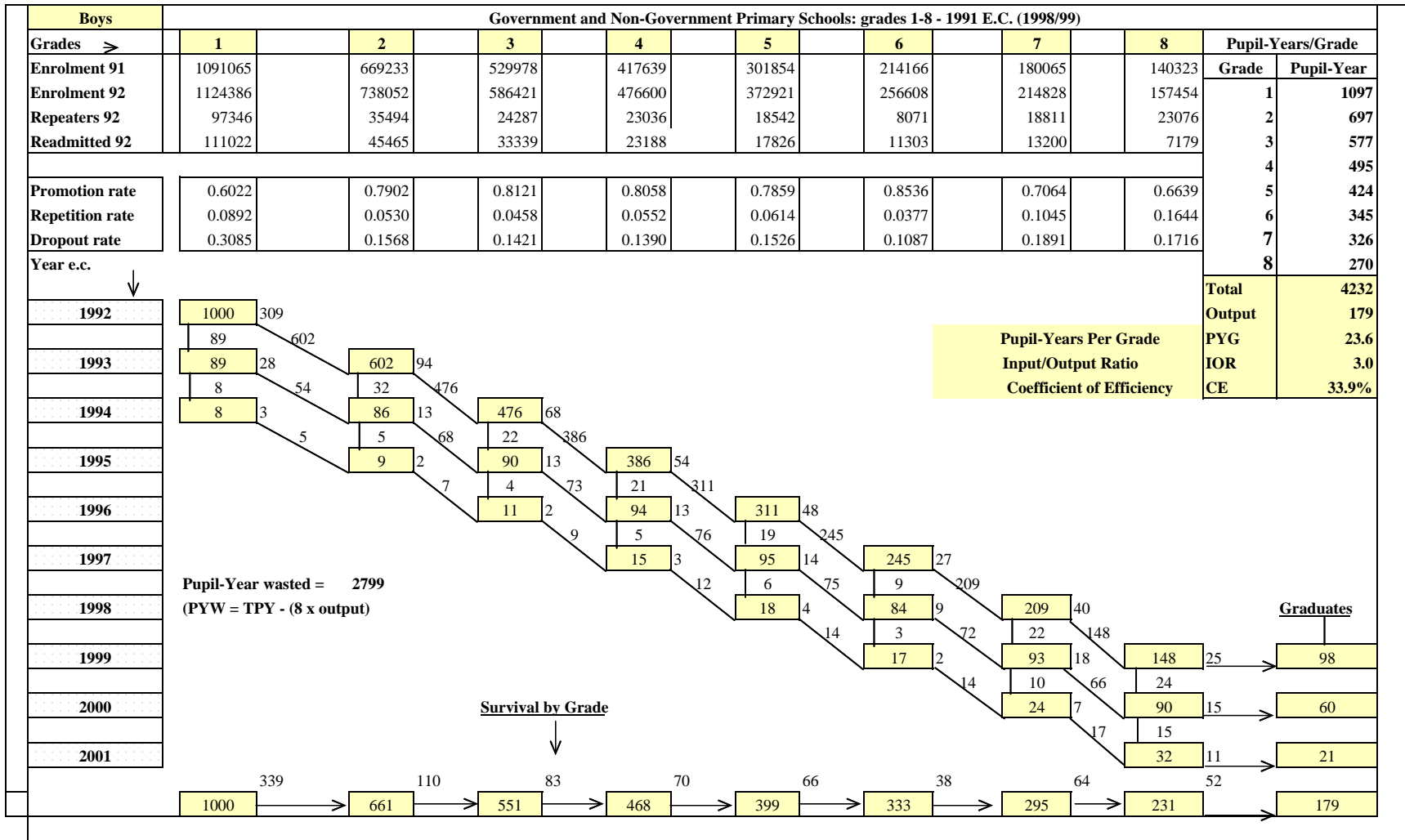
Y = Available      N = Not available      NR = Not Reported

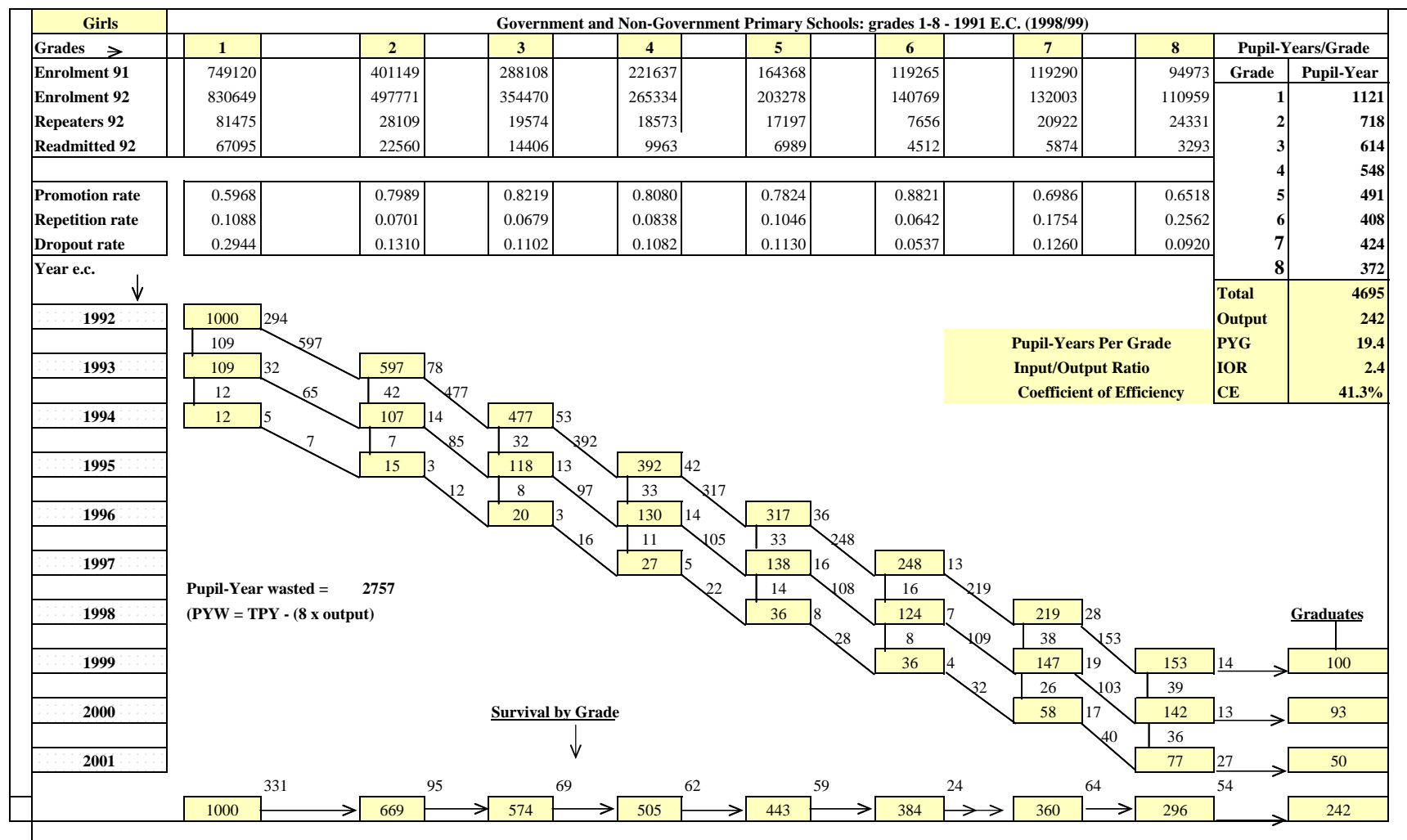
**Primary (1-8) Flow rates  
Ethiopia 1991 E.C. (1998/99)**

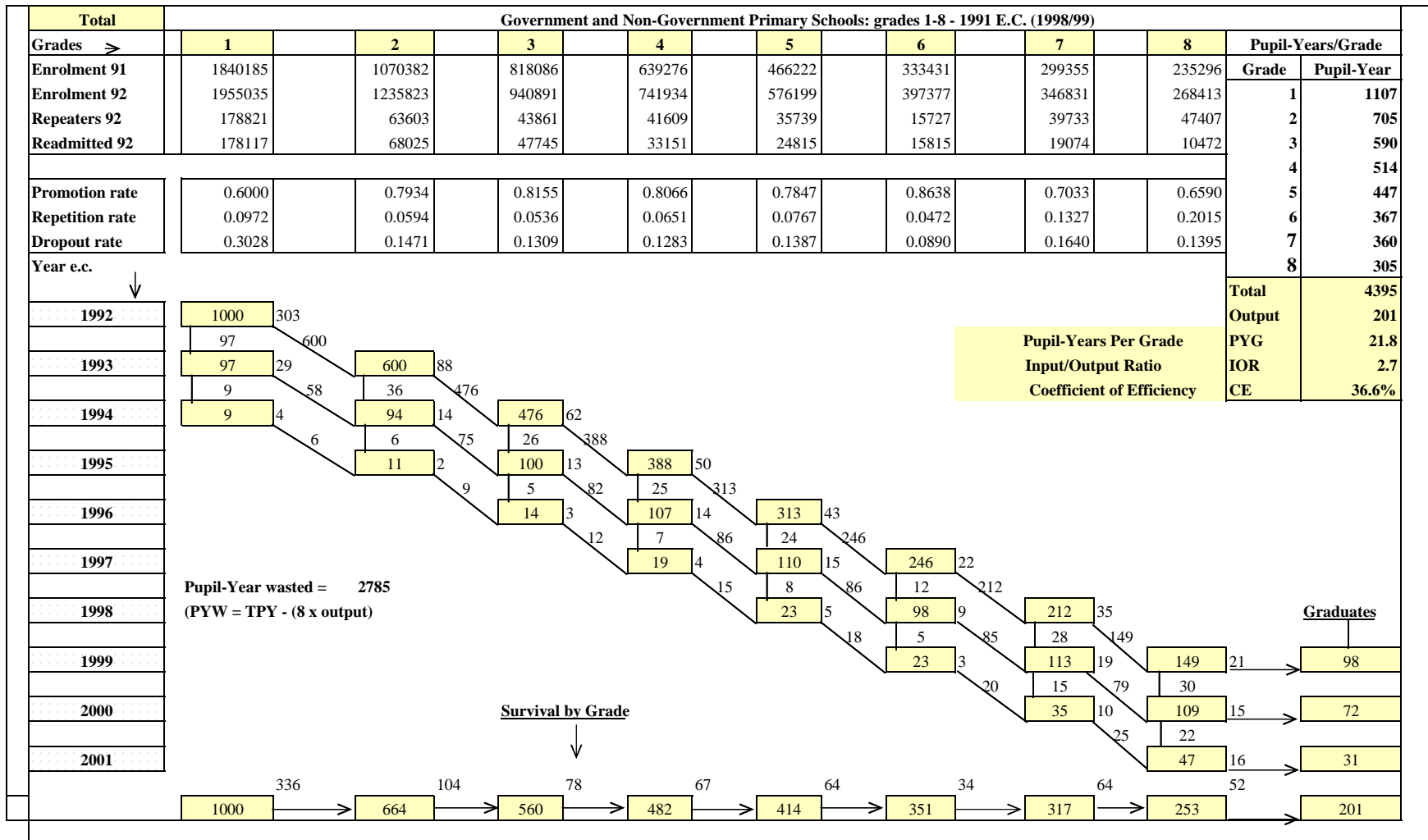
<b>Boys</b>	<b>Grades</b>								<b>Total</b>
	<b>1</b>	<b>2</b>	<b>3</b>	<b>4</b>	<b>5</b>	<b>6</b>	<b>7</b>	<b>8</b>	
<b>Enrolment 91</b>	1091065	669233	529978	417639	301854	214166	180065	140323	3544323
<b>Enrolment 92</b>	1124386	738052	586421	476600	372921	256608	214828	157454	3927270
<b>Repeaters 92</b>	97346	35494	24287	23036	18542	8071	18811	23076	248663
<b>Readmitted 92</b>	111022	45465	33339	23188	17826	11303	13200	7179	262522
<b>Promotion rate</b>	0.6022	0.7902	0.8121	0.8058	0.7859	0.8536	0.7064	0.6639	0.7317
<b>Repetition rate</b>	0.0892	0.0530	0.0458	0.0552	0.0614	0.0377	0.1045	0.1644	0.0702
<b>Dropout rate</b>	0.3085	0.1568	0.1421	0.1390	0.1526	0.1087	0.1891	0.1716	0.1982

<b>Girls</b>	<b>Grades</b>								<b>Total</b>
	<b>1</b>	<b>2</b>	<b>3</b>	<b>4</b>	<b>5</b>	<b>6</b>	<b>7</b>	<b>8</b>	
<b>Enrolment 91</b>	749120	401149	288108	221637	164368	119265	119290	94973	2157910
<b>Enrolment 92</b>	830649	497771	354470	265334	203278	140769	132003	110959	2535233
<b>Repeaters 92</b>	81475	28109	19574	18573	17197	7656	20922	24331	217837
<b>Readmitted 92</b>	67095	22560	14406	9963	6989	4512	5874	3293	134692
<b>Promotion rate</b>	0.5968	0.7989	0.8219	0.8080	0.7824	0.8821	0.6986	0.6518	0.7241
<b>Repetition rate</b>	0.1088	0.0701	0.0679	0.0838	0.1046	0.0642	0.1754	0.2562	0.1009
<b>Dropout rate</b>	0.2944	0.1310	0.1102	0.1082	0.1130	0.0537	0.1260	0.0920	0.1750

<b>Total</b>	<b>Grades</b>								<b>Total</b>
	<b>1</b>	<b>2</b>	<b>3</b>	<b>4</b>	<b>5</b>	<b>6</b>	<b>7</b>	<b>8</b>	
<b>Enrolment 91</b>	1840185	1070382	818086	639276	466222	333431	299355	235296	5702233
<b>Enrolment 92</b>	1955035	1235823	940891	741934	576199	397377	346831	268413	6462503
<b>Repeaters 92</b>	178821	63603	43861	41609	35739	15727	39733	47407	466500
<b>Readmitted 92</b>	178117	68025	47745	33151	24815	15815	19074	10472	397214
<b>Promotion rate</b>	0.6000	0.7934	0.8155	0.8066	0.7847	0.8638	0.7033	0.6590	0.7288
<b>Repetition rate</b>	0.0972	0.0594	0.0536	0.0651	0.0767	0.0472	0.1327	0.2015	0.0818
<b>Dropout rate</b>	0.3028	0.1471	0.1309	0.1283	0.1387	0.0890	0.1640	0.1395	0.1894









**Internal Efficiency in primary grades 1-8  
Government and Non Government Primary schools 1991 E.C. (1998/99)**

**A. PUPIL-YEARS PER GRADE**

	1	2	3	4	5	6	7	8
<b>Boys</b>	1097	697	577	495	424	345	326	270
<b>Girls</b>	1121	718	614	548	491	408	424	372
<b>Total</b>	1107	705	590	514	447	367	360	305

**B. INDICATORS OF RETENTION BY GRADE**

1. Survival by grade

	1	2	3	4	5	6	7	8
<b>Boys</b>	661	551	468	399	333	295	231	179
<b>Girls</b>	669	574	505	443	384	360	296	242
<b>Total</b>	664	560	482	414	351	317	253	201

2. Dropouts by grade

	1	2	3	4	5	6	7	8
<b>Boys</b>	339	110	83	70	66	38	64	52
<b>Girls</b>	331	95	69	62	59	24	64	54
<b>Total</b>	336	104	78	67	64	34	64	52

3. Number of graduates from the final year

Boys	Girls	Total
179	242	201

**C. INDICATORS OF RETENTION BY YEARS SPENT IN THE CYCLE**

1. Enrolment by years of study

Year	Boys	Girls	Total
1991	1000	1000	1000
1992	691	706	697
1993	570	595	580
1994	485	524	500
1995	417	466	434
1996	354	413	375
1997	310	379	334
1998	258	336	285
1999	114	200	144
2000	32	77	47

**Internal Efficiency in primary grades 1-8  
Government and Non Government Primary schools 1991 E.C. (1998/99)**

2. Dropouts by years of study

Year	Boys	Girls	Total
1992	309	294	303
1993	122	110	118
1994	84	71	80
1995	68	58	65
1996	63	53	60
1997	44	34	41
1998	52	42	49
1999	45	37	42
2000	23	31	26
2001	11	27	16
<b>Total</b>	<b>821</b>	<b>758</b>	<b>799</b>

3. Graduates by years of study

Year	Boys	Girls	Total
1999	98	100	98
2000	60	93	72
2001	21	50	31

**D. INDICATORS OF DURATION OF STUDY**

1. Average duration of study for graduates

Boys	Girls	Total
8.6	8.8	8.7

2. Average duration of study for dropouts

Boys	Girls	Total
3.3	3.4	3.3

3. Average duration of study for the cohort

Boys	Girls	Total
4.2	4.7	4.4

**Internal Efficiency in primary grades 1-8  
Government and Non Government Primary schools 1991 E.C. (1998/99)**

<b>E. INDICATORS OF WASTAGE IN EDUCATION</b>			
1. Input/output ratio			
	<b>Boys</b>	<b>Girls</b>	<b>Total</b>
	3.0	2.4	2.7
Coefficient of Efficiency			
	<b>Boys</b>	<b>Girls</b>	<b>Total</b>
	33.9	41.3	36.6
2. Proportion of total wastage spent on repetition and dropout(%)			
	<b>Boys</b>	<b>Girls</b>	<b>Total</b>
Wastage due to dropouts	89.5	83.1	87.3
Wastage due to repetition	10.5	16.9	12.7
3. Proportion of total wastage spent on graduates(%)			
	<b>Boys</b>	<b>Girls</b>	<b>Total</b>
Wastage due to graduates repeating grades	6.4	8.8	7.2
Wastage due to dropouts	93.6	91.2	92.8
<b>F. BRIEF SUMMARY</b>			
	<b>Boys</b>	<b>Girls</b>	<b>Total</b>
Total Pupil-Years	4232	4695	4395
Output	179	242	201
Pupil-years per graduates	23.6	19.4	21.8
Pupiiil-years wasted	2799	2757	2785
Input-output ratio	3.0	2.4	2.7
Coefficient of Efficiency	33.9	41.3	36.6

**Number of Teachers, Students and Administrative Employees in Technical and Vocational Schools  
1999/2000 (1992 E.C.)**

Government TVET Schools

No	S C H O O L S	TEACHERS												ADMINISTRATIVE STAFF										
		Ethiopian						Expatriate			Total	Grand	STUDENTS			Gov. Emp.		Cont. Emp.		Total		Grand		
		Gov. Emp.			Cont. Emp.			Male	Female	Total			Male	Female	Total	Male	Female	Total	Male	Female	Total			
		Male	Female	Total	Male	Female	Total				Male	Female										Total	Male	Female
1	Entoto Technical & Vocational	145	25	170								145	25	170	414	300	714	12	18			12	18	30
2	Addis Ababa Technical	58	3	61								58	3	61	461	43	504	14	17			14	17	31
3	General Wingate Construction	49	4	53								49	4	53	466	149	615	16	15	4		20	15	35
4	Bure Agro- Technical	22	1	23								22	1	23	144	23	167	13	5			13	5	18
6	Waliso Agro- Technical	28	1	29								28	1	29	180	21	201	21	10	1		22	10	32
7	Mersa Agro-Technical	14		14								14		14	40	6	46	11	4	3		14	4	18
8	Awasa Technical	27	2	29								27	2	29	139	16	155	25	2			25	2	27
9	W/o Sehen Technical & Vocational	30		30								30		30	249	175	424	5	1			5	1	6
10	Adama Technical	42		42								42		42	181	23	204	24	10			24	10	34
11	Dire Dawa Technical	29	1	30								29	1	30	213	18	231	13	10			13	10	23
12	Chero Agro-Technical	13	1	14			1	1				13	2	15	18	7	25	24	9			24	9	33
13	Dabena Tech.School	12	1	13								12	1	13	37	15	52	20	8			20	8	28
16	Zeway Technical Training Center	10		10	2		2	2				14		14	74	15	89	13	4					
	<b>Total</b>	<b>479</b>	<b>39</b>	<b>518</b>	<b>2</b>	<b>1</b>	<b>3</b>	<b>2</b>	<b>2</b>	<b>483</b>	<b>40</b>	<b>523</b>	<b>2616</b>	<b>811</b>	<b>3427</b>	<b>211</b>	<b>113</b>	<b>8</b>			<b>219</b>	<b>113</b>	<b>332</b>	

Non-Government TVET Schools

No.	S C H O O L S	Students			Teachers		
		Male	Female	Total	Degree	Diploma	Total
1	Arbaminich Technical*	78	2	80			25
2	Don-Bosco Tech.School*	112	6	118			13
3	Mendida Cistercian Monastery Technical*	49	18	67			6
4	Selam Technical & Vocational Training Center*	238	17	255	5	16	21
5	SOS Technical & Vocational Training Center*	275		275	9	5	14
6	Necat Technical & Vocational Training Center**	564		564	4	7	11
7	Hope Vocational Training Center*	96	5	101	4	12	16
8	Addis Technical & Vocational Skills**	395	17	412	2	9	11
9	Opportunity Industrialization Center for Ethiopia /OICE/**	150	80	230	2	6	8
	<b>Total</b>	<b>1718</b>	<b>119</b>	<b>1837</b>	<b>26</b>	<b>55</b>	<b>125</b>

\* 10+3 Program

\*\*\* 12+1 Program

25 Skill Development Centers 12+1 (10+2) Program

No.	Region	Students			Teachers		
		Male	Female	Total	Degree	Diploma	Total
1	Tigray /4 SDCs/	284	139	423	8	45	53
2	Oromia /7 SDCs/	445	133	578	3	107	110
3	Amhara /7 SDCs/	537	383	920	97	4	101
4	SNNPR /7 SDCs/	462	91	553	1	102	103
	<b>Total</b>	<b>1728</b>	<b>746</b>	<b>2474</b>	<b>109</b>	<b>258</b>	<b>367</b>

**TECHNICAL AND VOCATIONAL SCHOOLS GRADUATES  
1999/2000 (1992 E.C.)**

No.	Field of Specialization	GOVERNMENT																					NON GOVERNMENT									GO.+NGO.										
		Addis Ababa Technical		Entoto Technical & Vocational		General Wingate Construction		Chero Agro-Technical		Mersa Agro-Technical		Adama Technical *		W/o Sehen Technical & Vocational		Awasa Technical*		Bure Agro- Technical		Waliso Agro- Technical		Dire Dawa Technical*		Zeway Technical Training Center*		Dabena Tech.School		Total			Mendida Cistercian Monastery Technical			Don-Bosco Technical School*			Arbaminich Technical			Total		
		M	F	M	F	M	F	M	F	M	F	M	F	M	F	M	F	M	F	M	F	M	F	M	F	M	F	M	F	BS	M	F	BS	M	F	BS	M	F	BS			
1	Automechanics	25		23	1								17				11		16	1								92	2	94				13	1	13	1	14	105	3	108	
2	Building Construction																																									
3	Building Technology	19																						5	3	24	3	27										24	3	27		
4	Drafting	10	4																									10	4	14								10	4	14		
5	Electricity	16	1	23	1	16	3					18				1	10	4									84	9	93								84	9	93			
6	Radio Electronics	16																									16		16									16		16		
7	Electronics																																									
8	General Mechanics	14		24								15													6		59		59	20	3		10		30	3	33	89	3	92		
9	Machine Technology	15																									15		15									15		15		
10	Surveying	17	3																								17	3	20									17	3	20		
11	Wood Technology																																	8		8	8		8		8	
12	Accounting			17	41	10	19					4	20														31	80	111									31	80	111		
13	Secretarial Science			17	26	3	25					1	23														21	74	95									21	74	95		
14	Brick Layer Painter & plastic					16																					16		16									16		16		
15	Construction Joiner carpenter					18																					18		18									18		18		
16	Electro-gas welding					19																					19		19									19		19		
17	Fitter plumber					19																					19		19									19		19		
18	Reinforcement Assembler of concrete structure					20	3																				20	3	23									20	3	23		
19	Food and Nutrition			6	12																						6	12	18									6	12	18		
20	Home Management and House Keeping			3	6																						3	6	9									3	6	9		
21	Textile & clothing construction			4	8																						4	8	12									4	8	12		
22	Agro Mechanics															1	32										33		33								33		33			
23	General Agriculture						13	8																			13	8	21								13	8	21			
	<b>Total</b>	<b>132</b>	<b>8</b>	<b>117</b>	<b>95</b>	<b>121</b>	<b>50</b>	<b>13</b>	<b>8</b>				<b>55</b>	<b>43</b>			<b>13</b>	<b>58</b>	<b>5</b>					<b>11</b>		<b>520</b>	<b>212</b>	<b>732</b>	<b>20</b>	<b>3</b>		<b>31</b>	<b>1</b>	<b>51</b>	<b>51</b>	<b>571</b>	<b>212</b>	<b>783</b>				

\* Data not available

Teacher Training Institutions Enrollment and Graduates - 1992 E.C.

TTI	Students Registered			Graduates		
	Male	Female	Total	Male	Female	Total
Adwa	356	180	<b>536</b>	348	173	<b>521</b>
Arba Minch	405	183	<b>588</b>	401	178	<b>579</b>
Assela	317	298	<b>615</b>	316	293	<b>609</b>
Debre Berhan	180	422	<b>602</b>	180	421	<b>601</b>
Dessie	219	381	<b>600</b>	219	379	<b>598</b>
Gambella	203	75	<b>278</b>	200	74	<b>274</b>
Harar	91	104	<b>195</b>	90	67	<b>157</b>
Nazareth /Adama	27	14	<b>41</b>	26	13	<b>39</b>
Bonga	370	182	<b>552</b>	365	176	<b>541</b>
Nekemte	177	123	<b>300</b>	177	123	<b>300</b>
Jijiga	208	26	<b>234</b>	197	24	<b>221</b>
Robie	134	138	<b>272</b>	134	138	<b>272</b>
<b>Grand Total</b>	<b>2687</b>	<b>2126</b>	<b>4813</b>	<b>2653</b>	<b>2059</b>	<b>4712</b>

Grade 12 National Examination 1992 E.C.

GPA Statistics

Region	GPA											Total	
	<=1.8	2.0	2.2	2.4	2.6	2.8	3.0	3.2	3.4	3.6	3.8		4.0
Tigray	1402	575	367	261	204	188	120	76	38	38	19	18	3306
Afar	54	73	92	70	60	42	18	13	5	5	1	0	433
Amhara	5215	2110	1485	1127	831	741	563	372	220	172	139	78	13053
Oromiya	9049	3800	2697	1938	1626	1275	848	520	335	254	185	99	22626
Somale	220	39	29	13	15	14	5	5	4	8	2	0	354
Benshangul-Gumuz	226	102	67	51	50	23	13	12	6	1	5	0	556
SNNPR	7070	1680	994	604	507	387	256	147	77	76	48	46	11892
Gambella	328	91	29	22	8	8	2	2	1	0	0	1	492
Harari	473	113	77	68	49	50	33	36	17	17	17	9	959
Addis Ababa	11625	1984	1221	893	666	625	563	413	310	218	183	184	18885
Dire Dawa	563	138	94	53	43	33	22	21	14	8	6	7	1002
<b>Total</b>	<b>36225</b>	<b>10705</b>	<b>7152</b>	<b>5100</b>	<b>4059</b>	<b>3386</b>	<b>2443</b>	<b>1617</b>	<b>1027</b>	<b>797</b>	<b>605</b>	<b>442</b>	<b>73558</b>

GPA Statistics - Boys

Region	GPA											Total	
	<=1.8	2.0	2.2	2.4	2.6	2.8	3.0	3.2	3.4	3.6	3.8		4.0
Tigray	549	313	214	160	152	155	100	69	36	34	18	18	1818
Afar	36	47	61	56	48	38	14	11	5	5	1	0	322
Amhara	2467	1297	971	765	631	613	483	335	193	161	135	77	8128
Oromiya	4709	2484	1833	1388	1261	1064	737	468	308	238	175	96	14761
Somale	135	27	23	11	15	12	5	5	3	8	2	0	246
Benshangul-Gumuz	146	74	47	39	39	20	11	11	6	1	5	0	399
SNNPR	4583	1291	786	503	431	310	233	137	69	71	47	43	8504
Gambella	292	61	21	18	8	7	2	2	1	0	0	1	413
Harari	209	73	53	52	39	42	28	33	14	16	14	9	582
Addis Ababa	5585	1207	720	578	468	446	397	299	236	162	141	158	10397
Dire Dawa	249	92	64	40	31	27	19	19	13	7	4	5	570
<b>Total</b>	<b>18960</b>	<b>6966</b>	<b>4793</b>	<b>3610</b>	<b>3123</b>	<b>2734</b>	<b>2029</b>	<b>1389</b>	<b>884</b>	<b>703</b>	<b>542</b>	<b>407</b>	<b>46140</b>

GPA Statistics - Girls

Region	GPA											Total	
	<=1.8	2.0	2.2	2.4	2.6	2.8	3.0	3.2	3.4	3.6	3.8		4.0
Tigray	853	262	153	101	52	33	20	7	2	4	1	0	1488
Afar	18	26	31	14	12	4	4	2	0	0	0	0	111
Amhara	2748	813	514	362	200	128	80	37	27	11	4	1	4925
Oromiya	4340	1316	864	550	365	211	111	52	27	16	10	3	7865
Somale	85	12	6	2	0	2	0	0	1	0	0	0	108
Benshangul-Gumuz	80	28	20	12	11	3	2	1	0	0	0	0	157
SNNPR	2487	389	208	101	76	77	23	10	8	5	1	3	3388
Gambella	36	30	8	4	0	1	0	0	0	0	0	0	79
Harari	264	40	24	16	10	8	5	3	3	1	3	0	377
Addis Ababa	6040	777	501	315	198	179	166	114	74	56	42	26	8488
Dire Dawa	314	46	30	13	12	6	3	2	1	1	2	2	432
<b>Total</b>	<b>17265</b>	<b>3739</b>	<b>2359</b>	<b>1490</b>	<b>936</b>	<b>652</b>	<b>414</b>	<b>228</b>	<b>143</b>	<b>94</b>	<b>63</b>	<b>35</b>	<b>27418</b>

# STATISTICS ON HIGHER EDUCATION

## **Introduction**

This part presents data on higher education in Ethiopia for the 1999/2000 (1992E.C.) academic year.

## **Definition of General Concepts**

### **Department**

The smallest academic administrative unit of an institution or a faculty or a college offering major training programs or well-defined services to other departments. The FRESHMAN PROGRAM is an example of a service unit, as it exists today like in the faculty of science of Addis Ababa University.

### **Program**

A selection of one or more courses (planned series of learning experiences) or a combination of courses, usually chosen from a syllabus with an expressed or implied aim.

### **Regular Program**

Describes programs offered during the daytime to full-time students of institutions of higher education.

### **Continuing Education Programs**

Describes programs offered in evening (extension) classes and programs offered during the Ethiopian Summer.

### **Level of Program**

This is a classification of programs representing a step in educational progression.

### **Diploma Program**

An educational program offered by institutions of higher education for a duration of two to three years after completing grade 12 successfully. Completion of this program is certified by awarding a diploma.

### **Undergraduate Degree Program**

This is a third-level educational program which is offered for duration of four to five years after completing high school. Completion of this program is certified by awarding a Bachelor's Degree. The degree of Doctor of Medicine (MD) and the Degree of Veterinary Medicine (DVM) are also Undergraduate Degrees, which are given after a training period of 6 years, the last one being a period of internship or externship.

### **Postgraduate Program**

This is a training, or specialization program offered under the schools of graduate studies of Addis Ababa University and Alemaya University of Agriculture to students who already have their first degree. Completion of this Program is certified by awarding either a Masters Degree, Certificate in Medicine, and Ph.D. degree in very few institutions.

### **Time Reference**

All data represent figures on higher education for first semester of the 1999/2000 (1992E.C.) Academic Year. All data for the first semester of 1999/2000 academic year were collected from the beginning of the first semester up to the end of the same semester.

### **Academic Year**

The Academic Year for all Ethiopian Institutions of Higher Education commences about the end of September and ends about July of the next Year.



**INSTITUTIONS OF HIGHER EDUCATION IN ETHIOPIA**  
**YEAR OF ESTABLISHMENT , LOCATION, AND PROGRAMMES OFFERED**

NO	NAME OF INSTITUTION	Year Established (E.C.)	Year Reorganized (E.C.)	Location	Distance from Addis Ababa (Km)	Program Level Offered			P.O.Box	Tel.	FAX
						Diploma	Undergraduate Degree	Postgraduate Degree			
<b>1</b>	<b>ADDIS ABABA UNIVERSITY</b>	1950		Addis Ababa					1176	55-08-44	55-06-55
1.1	Faculty of Science	1951		Addis Ababa		X	X	X	1176		
1.2	Institute of Language Studies	1971		Addis Ababa		X	X	X	1176	11/17/1935	
1.3	College of Social Science	1971	1983	Addis Ababa			X	X	1176	11-65-35	
1.4	Faculty of Business and Economics	1956	1983	Addis Ababa		X	X	X	5563	55-34-30	00251 (1) 55-06-55
1.5	Faculty of Technology	1945	1951,1954 & 1961	Addis Ababa		X	X	X	385	55-10-22	55-26-01
1.6	School of Pharmacy	1954	1971	Addis Ababa			X		1176	11-47-44	00251 (1) 55-09-11
1.7	Faculty of Education	1962		Addis Ababa		X	X	X	1176		
1.8	Faculty of Law	1956		Addis Ababa		X	X		1176	11-17-33 & 11-65-69	
1.9	Faculty of Veterinary Medicine	1972	1982	Oromiya	45	X	X	X	34	33-85-33 & 33-95-60	251 (1) 33-99-33
1.10	Faculty of Medicine	1964		Addis Ababa			X	X	9086	15-61-46 & 51-89-99	51-30-99
1.11	Institute of Development Research			Addis Ababa				X			
1.12	Library Science Department	1967		Addis Ababa		X	X	X	1176		
1.13	School of Medical Laboratory Technology	1947		Addis Ababa		X			5654	75-34-70	75-47-44
1.14	School of Graduate Studies *	1971		Addis Ababa					1176		
<b>2</b>	<b>ALEMAYA UNIVERSITY</b>	1943	1977	Oromiya	510				138 & 38	(05)11-23-64 & 11-13-99	05-11-40-08
2.1	School of Graduate Studies			Oromiya							
2.2	Faculty of Agriculture			Oromiya			X	X			
2.3	Faculty of Health			Oromiya							
2.4	Faculty of Education			Oromiya			X	X			
<b>3</b>	<b>DEBUB UNIVERSITY</b>	1992		SNNP							
3.1	AWASSA COLLEGE OF AGRICULTURE	1969	1987	SNNP	275	X	X		5	(06)200313, 200221, 200653	06-20-00-72
3.2	DILLA COLLEGE OF TEACHER EDU. & HEALTH SC.	1989		SNNP		X	X			(06)31-01-92	
3.3	WONDO GENET COLLEGE OF FORESTRY	1970		SNNP	263	X	X		128	(06)10-11-45; 20-15-79; 20-14-90	06-20-14-90
<b>4</b>	<b>JIMMA UNIVERSITY</b>	1992		Oromiya							
4.1	JIMMA COLLEGE OF AGRICULTURE	1945	1960,1970 & 1980	Oromiya	335	X			307	11-01-02 & 11-00-19	C/O (251) (07) (11-05-75)
4.2	JIMMA INSTITUTE OF HEALTH SCIENCE	1975		Oromiya	335	X	X		378	(07)11-14-58, 59, 60	11-14-50
<b>5</b>	<b>BAHIR DAR UNIVERSITY</b>	1992		Amhara							
5.1	BAHIR DAR POLYTECHNIC INSTITUTE	1956	1957,1962,1977 & 1989	Amhara	580	X	X		26	(08)20-02-77 & 20-01-13	C/O (08)20-07-18
5.2	BAHIR DAR TEACHERS COLLEGE	1965		Amhara	580	X	X		79	20-01-43	
<b>6</b>	<b>MEKELE UNIVERSITY</b>	1992		Tigray							
6.1	MAKELE UNIVERSITY COLLEGE	1986		Tigray	783	X	X		231	(03)40-05-12	(251)-03-40-09-83
6.2	MAKELE BUSINESS COLLEGE	1984		Tigray	777	X	X		451	(03)40-04-28 & 40-01-44	
<b>7</b>	<b>GONDER COLLEGE OF MEDICAL SCIENCE</b>	1947	1961 & 1976	Amhara	750	X	X		196	(08)11-01-74	(08) 11-14-79
<b>8</b>	<b>AMBO COLLEGE OF AGRICULTURE</b>	1939	1960	Oromiya	125	X			19	36-00-59; 36-00-07; 36-00-96	
<b>9</b>	<b>ADDIS ABABA COLLEGE OF COMMERCE</b>	1935	1949,1971 & 1984	Addis Ababa		X			3131	51-80-20/21/22/23	251-1-51-57-86
<b>10</b>	<b>ARBA MINCH WATER TECHNOLOGY INST.</b>	1979		SNNP	500	X	X		21	81-00-97	
<b>11</b>	<b>ETHIOPIA CIVIL SERVICE COLLEGE</b>	1987		Addis Ababa		X	X				
<b>12</b>	<b>NAZARETH TECHNICAL COLLEGE</b>	1986		Oromiya	100	X	X		1888	(02)11-04-00	(02)11-04-80
<b>13</b>	<b>KOTEBE COLLEGE OF TEACHER EDUCATION</b>	1962	1982	Addis Ababa		X	X		31248	61-35-23	251-1-61-02-33
<b>14</b>	<b>JIMMA COLLEGE OF TEACHER EDUCATION</b>	1989		Oromiya	335	X			95	81-00-97	
<b>15</b>	<b>AWASSA COLLEGE OF TEACHER EDUCATION</b>	1989		SNNPR	275	X			115	06 - 20-02-61	
<b>16</b>	<b>GONDAR COLLEGE OF TEACHER EDUCATION</b>	1989		Amhara	750	X			176	08 - 11-06-72	
<b>17</b>	<b>ABYI ADIY COLLEGE OF TEACHER EDUCATION</b>	1989		Tigray	878	X			19	03 - 40-04-54	

### Summary of Student Enrollment 1999/2000 (1992 E.C.) Academic Year - First Semester

<b>INSTITUTION</b>	<b>Regular</b>								<b>Evening</b>						<b>Kiremt</b>					
	Diploma		Undergraduate Degree		Postgraduate Degree		TOTAL		Diploma		Undergraduate Degree		TOTAL		Diploma		Undergraduate Degree		TOTAL	
	BS	F	BS	F	BS	F	BS	F	BS	F	BS	F	BS	F	BS	F	BS	F	BS	F
<b>Government</b>																				
ADDIS ABABA UNIVERSITY	585	83	9,148	1,562	876	68	<b>10,609</b>	<b>1,713</b>	3,343	857	4,960	1,390	<b>8,303</b>	<b>2,247</b>	112	6	1,620	114	1,732	120
DEBUB UNIVERSITY	690	152	1,911	229			<b>2,601</b>	<b>381</b>	535	122	350	30	<b>885</b>	<b>152</b>	186	42	639	25	825	67
ALEMAYA UNIVERSITY	273	54	1,805	196	93	1	<b>2,171</b>	<b>251</b>									196	13	196	13
BAHIRDAR UNIVERSITY	68	19	2,331	231			<b>2,399</b>	<b>250</b>	3553	725			<b>3,553</b>	<b>725</b>	35	2	637	31	672	33
JIMMA UNIVERSITY	835	163	1,686	222			<b>2,521</b>	<b>385</b>	1140	276			<b>1,140</b>	<b>276</b>						
MEKELE UNIVERSITY	207	62	1,225	139			<b>1,432</b>	<b>201</b>	1270	457	585	85	<b>1,855</b>	<b>542</b>						
GONDER COLLEGE OF MEDICAL SC.	487	104	377	46			<b>864</b>	<b>150</b>												
AMBO COLLEGE OF AGRICULTURE	489	86					<b>489</b>	<b>86</b>	585	120			<b>585</b>	<b>120</b>						
ADDIS ABABA COLLEGE OF COMMERCE	1,739	658					<b>1,739</b>	<b>658</b>	2228	622			<b>2,228</b>	<b>622</b>						
KOTEBE COLLEGE OF TEACHER EDU.	790	279	122	11			<b>912</b>	<b>290</b>	1924	476	597	91	<b>2,521</b>	<b>567</b>	1076	180	80	1	1,156	181
ABIY ADDI COLLEGE OF TEACHER EDUCATION	571	105					<b>571</b>	<b>105</b>												
AWASSA COLLEGE OF TEACHER EDUCATION	686	85					<b>686</b>	<b>85</b>												
GONDAR COLLEGE OF TEACHER EDUCATION	671	193					<b>671</b>	<b>193</b>												
JIMMA COLLEGE OF TEACHER EDUCATION	474	157					<b>474</b>	<b>157</b>												
ARBA MINCH WATER TECHNOLOGY INST.	172	6	829	25			<b>1,001</b>	<b>31</b>	207	15			<b>207</b>	<b>15</b>	49	2			49	2
ETHIOPIAN CIVIL SERVICE COLLEGE	275	62	1,392	122			<b>1,667</b>	<b>184</b>	387	102			<b>387</b>	<b>102</b>						
SCHOOL OF MEDICAL LAB. TECHNOLOGY	125	16					<b>125</b>	<b>16</b>												
NAZARETH TECHNICAL COLLEGE	352	7	439	30			<b>791</b>	<b>37</b>	958	226	69	2	<b>1,027</b>	<b>228</b>	262	4			262	4
<b>Total</b>	<b>9,489</b>	<b>2,291</b>	<b>21,265</b>	<b>2,813</b>	<b>969</b>	<b>69</b>	<b>31,723</b>	<b>5,173</b>	<b>16,130</b>	<b>3,998</b>	<b>6,561</b>	<b>1,598</b>	<b>22,691</b>	<b>5,596</b>	<b>1,720</b>	<b>236</b>	<b>3,172</b>	<b>184</b>	<b>4,892</b>	<b>420</b>
<b>Non-Government</b>																				
ETHIOPIAN ADVENTIST COLLEGE	112	34					112	34												
"Menshen Für Menschen" Foundation Agro-Technical Training College	155	15					155	15												
UNITY COLLEGE	3812	1985					3,812	1,985	2904	1279			<b>2,904</b>	<b>1,279</b>						
ALPHA EDUCATION AND TRAINING SHARE COMPANY Higher Institute of Distance Studies	1393	145					1,393	145												
<b>Total</b>	<b>5,472</b>	<b>2,179</b>					<b>5,472</b>	<b>2,179</b>	<b>2,904</b>	<b>1,279</b>			<b>2,904</b>	<b>1,279</b>						
<b>Government + Non-government</b>	<b>14,961</b>	<b>4,470</b>	<b>21,265</b>	<b>2,813</b>	<b>969</b>	<b>69</b>	<b>37,195</b>	<b>7,352</b>	<b>19,034</b>	<b>5,277</b>	<b>6,561</b>	<b>1,598</b>	<b>25,595</b>	<b>6,875</b>	<b>1,720</b>	<b>236</b>	<b>3,172</b>	<b>184</b>	<b>4,892</b>	<b>420</b>

\* 1991 E.C. Data

### Summary of Graduates 1999/2000 (1992 E.C.) Academic Year

<b>INSTITUTION</b>	<b>Regular</b>								<b>Evening</b>						<b>Kiremt</b>					
	Diploma		Undergraduate Degree		Postgraduate Degree		TOTAL		Diploma		Undergraduate Degree		TOTAL		Diploma		Undergraduate Degree		TOTAL	
	BS	F	BS	F	BS	F	BS	F	BS	F	BS	F	BS	F	BS	F	BS	F	BS	F
<b>Government</b>																				
ADDIS ABABA UNIVERSITY	328	34	1,623	223	197	14	2,148	271	467	122	267	88	734	210			71	3	71	3
DEBUB UNIVERSITY	286	85	309	34			595	119	183	59			183	59	27	1			27	1
ALEMAYA UNIVERSITY	111	19	473	47	24	1	608	67	164	38			164	38						
BAHIRDAR UNIVERSITY			165	8			165	8	239	46	67	3	306	49	34	1			34	1
JIMMA UNIVERSITY	392	93	152	16			544	109	135	24			135	24						
MEKELE UNIVERSITY	103	23	98	3			201	26	163	58			163	58			38	1	38	1
GONDER COLLEGE OF MEDICAL SC.	197	42	96	10			293	52												
AMBO COLLEGE OF AGRICULTURE	209	44					209	44	119	42			119	42						
ADDIS ABABA COLLEGE OF COMMERCE	738	365					738	365	553	188			553	188						
KOTEBE COLLEGE OF TEACHER EDU.	232	80	19				251	80	539	162	69	18	608	180	3				3	
ABIY ADDI COLLEGE OF TEACHER EDUCATION*																				
AWASSA COLLEGE OF TEACHER EDUCATION	329	34					329	34												
GONDAR COLLEGE OF TEACHER EDUCATION	242	67					242	67												
JIMMA COLLEGE OF TEACHER EDUCATION	242	67					242	67												
NAZARETH TECHNICAL COLLEGE	154	4	99	14			253	18	52	8			52	8						
ARBA MINCH WATER TECHNOLOGY INST.	41	1	32				73	1												
ETHIOPIAN CIVIL SERVICE COLLEGE	43	2	438	38			481	40	77	21			77	21						
<b>Total</b>	<b>3,647</b>	<b>960</b>	<b>3,504</b>	<b>393</b>	<b>221</b>	<b>15</b>	<b>7,372</b>	<b>1,368</b>	<b>2,691</b>	<b>768</b>	<b>403</b>	<b>109</b>	<b>3,094</b>	<b>877</b>	<b>64</b>	<b>2</b>	<b>109</b>	<b>4</b>	<b>173</b>	<b>6</b>
<b>Non-Government</b>																				
ETHIOPIAN ADVENTIST COLLEGE	40	16					40	16												
"Menshen Für Menschen" Foundation Agro-Technical Training College	36	7					36	7												
UNITY COLLEGE	324	155					324	155												
ALPHA EDUCATION AND TRAINING SHARE COMPANY Higher Institute of Distance Studies	588	41					588	41												
<b>Total</b>	<b>988</b>	<b>219</b>					<b>988</b>	<b>219</b>												
<b>Government + Non-government</b>	<b>4,635</b>	<b>1,179</b>	<b>3,504</b>	<b>393</b>	<b>221</b>	<b>15</b>	<b>8,360</b>	<b>1,587</b>	<b>2,691</b>	<b>768</b>	<b>403</b>	<b>109</b>	<b>3,094</b>	<b>877</b>	<b>64</b>	<b>2</b>	<b>109</b>	<b>4</b>	<b>173</b>	<b>6</b>

\* Data not available

**SUMMARY OF TEACHING STAFF IN REGULAR PROGRAMMES -1999/2000 (1992 E.C.)**

Institution	ETHIOPIAN		EXPATRATE		TOTAL		% Fem.	% Expatriate
	BS	F	BS	F	BS	F		
<b>Government</b>								
ADDIS ABABA UNIVERSITY	781	43	44	2	825	45	5.5	5.3
DEBUB UNIVERSITY	222	17	13	5	235	22	9.4	5.5
ALEMAYA UNIVERSITY	145	3	17	2	162	5	3.1	10.5
BAHIRDAR UNIVERSITY	126		12	3	138	3	2.2	8.7
JIMMA UNIVERSITY	285	9	15		300			5.0
MEKELE UNIVERSITY	96	5	14	2	110	7	6.4	12.7
GONDER COLLEGE OF MEDICAL SC.	88	7	1		89	7	7.9	1.1
AMBO COLLEGE OF AGRICULTURE	35	1	2	1	37	2	5.4	5.4
ADDIS ABABA COLLEGE OF COMMERCE	77	10	1		78	10	12.8	1.3
KOTEBE COLLEGE OF TEACHER EDU.	87	6			87	6	6.9	
ARBA MINCH WATER TECHNOLOGY INST.	47	2	10	1	57	3	5.3	17.5
ETHIOPIAN CIVIL SERVICE COLLEGE	111	11	10	2	121	13	10.7	8.3
SCHOOL OF MEDICAL LAB. TECHNOLOGY	9	1			9	1	11.1	
NAZARETH TECHNICAL COLLEGE	104	3	5		109	3	2.8	4.6
<b>Total</b>	<b>2213</b>	<b>118</b>	<b>144</b>	<b>18</b>	<b>2357</b>	<b>136</b>	<b>5.8</b>	<b>6.1</b>

<b>Non-Government</b>								
ETHIOPIAN ADVENTIST COLLEGE	10	2	6	2	16	4	25.0	37.5
"Menshen Für Menschen" Foundation Agro-Technical Training College	27		1		28			3.6
UNITY COLLEGE	94	10	2	2	96	12	12.5	2.1
<b>Total</b>	<b>131</b>	<b>12</b>	<b>9</b>	<b>4</b>	<b>140</b>	<b>16</b>	<b>11.4</b>	<b>6.4</b>
<b>Government + Non-government</b>	<b>2344</b>	<b>130</b>	<b>153</b>	<b>22</b>	<b>2497</b>	<b>152</b>	<b>6.1</b>	<b>6.1</b>

## **STUDENT ENROLLMENT**

### **Definition of Concepts**

The information on students enrollment consists of new admissions, readmissions and students continuing from the previous semester.

### **Student Enrollment**

Total number of students registered in a given semester.

### **Year of Study**

This refers to the freshman year, the sophomore year, the junior year and the senior year in a four-year college programme. In Medical and Engineering departments, a year also exists. A sixth-year in medicine, is a period of internship.

### **Freshman Programme**

A preparatory programme designed for freshman students to prepare them for admission into specific programmes of study.

**Students Enrolled in Regular Diploma Programmes by Institution, Department,  
Year of Study and Sex**

1999/2000 (1992 E.C.) Academic Year - First Semester

University/Institute/College/Faculty Department	Year I		Year II		Year III		Total	
	BS	F	BS	F	BS	F	BS	F
<b>ADDIS ABABA COLLEGE OF COMMERCE</b>	<b>738</b>	<b>193</b>	<b>1001</b>	<b>465</b>			<b>1739</b>	<b>658</b>
<b>Addis Ababa College of Commerce</b>	<b>738</b>	<b>193</b>	<b>1001</b>	<b>465</b>			<b>1739</b>	<b>658</b>
Accounting	253	2	349	87			602	89
Banking and Finance	136	29	168	46			304	75
Marketing Management	107	20	131	42			238	62
Personnel Management	33	13	35	24			68	37
Purchasing and Supply Mgt.	101	21	136	84			237	105
Secretarial Science & Office Mgt (Bi-Lingual)	96	96	164	164			260	260
Secretarial Science & Office Mgt. (Tri-Lingual)	12	12	18	18			30	30
<b>ADDIS ABABA UNIVERSITY</b>	<b>334</b>	<b>50</b>	<b>376</b>	<b>49</b>			<b>710</b>	<b>99</b>
<b>Faculty of Education</b>	<b>50</b>	<b>12</b>	<b>126</b>	<b>9</b>			<b>176</b>	<b>21</b>
Business Education	50	12	49	9			99	21
Educational Administration			77				77	
<b>Faculty of Technology</b>	<b>88</b>	<b>11</b>	<b>71</b>	<b>13</b>			<b>159</b>	<b>24</b>
Building Technology	88	11	71	13			159	24
<b>Faculty of Veterinary Medicine</b>	<b>96</b>	<b>9</b>	<b>80</b>	<b>6</b>			<b>176</b>	<b>15</b>
Animal Science	96	9	80	6			176	15
<b>Information Sciences (SISA)</b>	<b>40</b>	<b>14</b>	<b>34</b>	<b>9</b>			<b>74</b>	<b>23</b>
Library Science	40	14	34	9			74	23
<b>Faculty of Medicine</b>	<b>60</b>	<b>4</b>	<b>65</b>	<b>12</b>			<b>125</b>	<b>16</b>
School of Medical Laboratory Technology	60	4	65	12			125	16
<b>DEBUB ABABA UNIVERSITY</b>	<b>396</b>	<b>62</b>	<b>294</b>	<b>90</b>			<b>690</b>	<b>152</b>
<b>Awassa College of Agriculture</b>	<b>147</b>	<b>26</b>	<b>92</b>	<b>40</b>			<b>239</b>	<b>66</b>
Basic Science	147	26					147	26
General Agriculture			27	4			27	4
Agricultural Engineering & Mechanization			31	12			31	12
Home Science and Technology			34	24			34	24
<b>Wondo Genet College of Forestry</b>	<b>75</b>	<b>2</b>	<b>56</b>	<b>5</b>			<b>131</b>	<b>7</b>
Forestry	75	2	56	5			131	7
<b>Dilla College of Teacher Education and Health Sciences</b>	<b>174</b>	<b>34</b>	<b>146</b>	<b>45</b>			<b>320</b>	<b>79</b>
<b>Faculty of Health Science</b>	<b>174</b>	<b>34</b>	<b>146</b>	<b>45</b>			<b>320</b>	<b>79</b>
Environmental Health	41	4	31	6			72	10
Laboratory Technology	41	7	43	12			84	19
Public Health Nursing	41	12	39	18			80	30
HA Clinical Nursing Upgrading			33	9			33	9
Junior Nursing	21	6					21	6
Junior Laboratory Technology	30	5					30	5
<b>AMBO COLLEGE OF AGRICULTURE</b>	<b>275</b>	<b>35</b>	<b>214</b>	<b>51</b>			<b>489</b>	<b>86</b>
General Agriculture	275	35	214	51			489	86
<b>ALEMAYA UNIVERSITY OF AGRICULTURE</b>	<b>140</b>	<b>24</b>	<b>133</b>	<b>30</b>			<b>273</b>	<b>54</b>
<b>Faculty of Health</b>	<b>140</b>	<b>24</b>	<b>133</b>	<b>30</b>			<b>273</b>	<b>54</b>
Environmental health	43	7	35	5			78	12
Medical Laboratory Technology	52	3	41	7			93	10
Nursing	45	14	57	18			102	32
<b>ARBA MINCH WATER TECH. INSTITUTE</b>	<b>79</b>	<b>4</b>	<b>44</b>	<b>1</b>	<b>49</b>	<b>1</b>	<b>172</b>	<b>6</b>
Pre-Engeneering	79	4	44	1			123	5
Hydraulics Engineering					23	1	23	1
Irrigation Engineering					26		26	
<b>BAHIR DAR UNIVERSITY</b>	<b>68</b>	<b>19</b>					<b>68</b>	<b>19</b>
<b>Bair Dar Teachers College</b>	<b>68</b>	<b>19</b>					<b>68</b>	<b>19</b>
Accounting	34	9					34	9
Secretarial Science	34	10					34	10

University/Institute/College/Faculty Department	Year I		Year II		Year III		Total	
	BS	F	BS	F	BS	F	BS	F
<b>ETHIOPIAN CIVIL SERVICE COLLEGE</b>	<b>103</b>	<b>20</b>	<b>172</b>	<b>42</b>			<b>275</b>	<b>62</b>
<b>Faculty of Business and Economics</b>	<b>51</b>	<b>10</b>	<b>62</b>	<b>27</b>			<b>113</b>	<b>37</b>
Accounting	51	10	62	27			113	37
<b>Faculty of Law</b>	<b>52</b>	<b>10</b>	<b>110</b>	<b>15</b>			<b>162</b>	<b>25</b>
Law	25	5	87	15			112	20
Municipal Engineering	27	5	23				50	5
<b>GONDER COLLEGE OF MEDICAL SCIENCE</b>	<b>272</b>	<b>58</b>	<b>215</b>	<b>46</b>			<b>487</b>	<b>104</b>
Public Health Nursing	55	17	34	12			89	29
Clinical Nursing	68	17	44	17			112	34
Laboratory Technology	57	4	51	8			108	12
Midwifery	39	16	34	8			73	24
Sanitary Science	53	4	52	1			105	5
<b>JIMMA UNIVERSITY</b>	<b>412</b>	<b>50</b>	<b>423</b>	<b>113</b>			<b>835</b>	<b>163</b>
<b>Jimma College of agriculture</b>	<b>199</b>	<b>17</b>	<b>235</b>	<b>54</b>			<b>434</b>	<b>71</b>
General Agriculture	199	17	235	54			434	71
<b>Jimma Institute of Health Science</b>	<b>213</b>	<b>33</b>	<b>188</b>	<b>59</b>			<b>401</b>	<b>92</b>
<b>Faculty of Health Sciences</b>	<b>213</b>	<b>33</b>	<b>188</b>	<b>59</b>			<b>401</b>	<b>92</b>
Environmental Health	40	8	41	11			81	19
Clinical Nursing	31	10	34	10			65	20
Public Health Nursing	34	9	31	15			65	24
Pharmacy Technology	54	3	50	18			104	21
Laboratory Technology	54	3	32	5			86	8
<b>MEKELE UNIVERSITY</b>	<b>88</b>	<b>32</b>	<b>119</b>	<b>30</b>			<b>207</b>	<b>62</b>
<b>Mekele Business College</b>	<b>88</b>	<b>32</b>	<b>119</b>	<b>30</b>			<b>207</b>	<b>62</b>
Accounting			47	7			47	7
Banking and Finance			32	5			32	5
Freshman Programme	70	16					70	16
Management			25	4			25	4
Secretarial Science & Office Mgt.	18	16	15	14			33	30
<b>NAZARETH TECHNICAL COLLEGE</b>	<b>182</b>	<b>4</b>	<b>170</b>	<b>3</b>			<b>352</b>	<b>7</b>
Automotive Technology	34		22				56	
Construction Technology	29	2	38	1			67	3
Electricity / Electrons	33		29				62	
Manufacturing Technology	22		20				42	
Drafting	31	1	33	1			64	2
Surveying	33	1	28	1			61	2
<b>ABIY ADDI COLLEGE OF TEACHER EDUCATION</b>	<b>317</b>	<b>65</b>	<b>254</b>	<b>40</b>			<b>571</b>	<b>105</b>
<b>AWASSA COLLEGE OF TEACHER EDUCATION</b>	<b>330</b>	<b>52</b>	<b>356</b>	<b>41</b>			<b>686</b>	<b>93</b>
English	48	8	79	16			127	24
Amharic	39	23	28	11			67	34
Mathematics	47	2	71	5			118	7
Physics	41	1	31	1			72	2
Biology	48	7	39	3			87	10
Geography	28	1	44	1			72	2
History	21		26	1			47	1
Chemistry	43	5	38	3			81	8
Physical Education	15	5					15	5
<b>GONDAR COLLEGE OF TEACHER EDUCATION</b>	<b>350</b>	<b>103</b>	<b>321</b>	<b>90</b>			<b>671</b>	<b>193</b>
Amharic	28	18	26	19			54	37
English	61	26	68	33			129	59
Mathematics	71	12	66	5			137	17
Biology	37	13	41	17			78	30
Chemistry	49	12	36	6			85	18
Physics	56	15	34	2			90	17
Geography	20	2	21	6			41	8
History	28	5	29	2			57	7

University/Institute/College/Faculty Department	Year I		Year II		Year III		Total	
	BS	F	BS	F	BS	F	BS	F
<b>JIMMA COLLEGE OF TEACHER EDUCATION</b>	<b>192</b>	<b>53</b>	<b>332</b>	<b>130</b>			<b>524</b>	<b>183</b>
<i>Oromigna</i>	36	29	48	14			84	43
<i>English</i>	33	6	45	15			78	21
<i>Amharic</i>			40	37			40	37
<i>Geography</i>			35	15			35	15
<i>History</i>	24	5	26	17			50	22
<i>Biology</i>			34	12			34	12
<i>Chemistry</i>	23	5	33	9			56	14
<i>Physics</i>	19	1	24	5			43	6
<i>Adult and Non-Formal Education</i>	25	5					25	5
<i>Mathematics</i>	32	2	47	6			79	8
<b>KOTBE COLLEGE OF TEACHER EDUCATION</b>	<b>514</b>	<b>164</b>	<b>276</b>	<b>115</b>			<b>790</b>	<b>279</b>
<i>English</i>	85	35	42	25			127	60
<i>Ethiopian languages and Literature</i>	36	21	30	21			66	42
<i>Geography</i>	72	12	41	10			113	22
<i>History</i>	54	9	44	11			98	20
<i>Health and Physical Education</i>	40	10	12	2			52	12
<i>Mathematics</i>	86	36	39	19			125	55
<i>Chemistry</i>	51	30	21	9			72	39
<i>Biology</i>	57		37	14			94	14
<i>Physics</i>	33	11	10	4			43	15
<b>Grand Total</b>	<b>4790</b>	<b>988</b>	<b>4700</b>	<b>1336</b>	<b>49</b>	<b>1</b>	<b>9539</b>	<b>2325</b>

*Non- Government Higher Institutions*

University/Institute/College/Faculty Department	Regular		Evening		Total		Graduates	
	BS	F	BS	F	BS	F	BS	F
<b>ETHIOPIAN ADVENTIST COLLEGE</b>	<b>112</b>	<b>34</b>			<b>112</b>	<b>34</b>	<b>40</b>	<b>16</b>
<i>Business Administration</i>	88	28			88	28	29	12
<i>Biology - Education</i>	6	2			6	2	3	1
<i>English - Education</i>	5	1			5	1		
<i>Agriculture - Education</i>	3				3		4	
<i>Community Development and Leadership</i>	10	3			10	3	4	3
<b>"Menshen Für Menschen" Foundation</b>	<b>155</b>	<b>15</b>			<b>155</b>	<b>15</b>	<b>36</b>	<b>7</b>
<b>Agro-Technical Training College</b>								
<i>Electrical Technology</i>	20	5			20	5		
<i>Auto-Mechanics</i>	61	4			61	4	16	2
<i>Metal Technology</i>	74	6			74	6	20	5
<b>UNITY COLLEGE</b>	<b>3812</b>	<b>1985</b>	<b>2904</b>	<b>1279</b>	<b>6716</b>	<b>3264</b>	<b>324</b>	<b>155</b>
<i>Accounting</i>	2863	1383	1581	700	4444	2083	186	98
<i>Business Administration</i>	248	97	448	166	696	263	78	35
<i>Marketing</i>	325	191	258	114	583	305	28	18
<i>Secretarial Science</i>	272	271	251	251	523	522		
<i>Law</i>	104	43	352	42	456	85	32	4
<i>Personnel management</i>			14	6	14	6		
<b>ALPHA EDUCATION AND TRAINING SHARE COMPANY</b>	<b>1393</b>	<b>145</b>			<b>1393</b>	<b>145</b>	<b>588</b>	<b>41</b>
<b>Higher Institute of Distance Studies</b>								
<i>Accounting</i>	848	128			848	128	257	30
<i>Management</i>	491	17			491	17	243	11
<i>Auto-mechanics</i>	35				35		46	
<i>General Mechanics</i>	19				19		42	
<b>Grand Total</b>	<b>5472</b>	<b>2179</b>	<b>2904</b>	<b>1279</b>	<b>8376</b>	<b>3458</b>	<b>988</b>	<b>219</b>



**Students Enrolled in Regular Undergraduate Degree Programmes by Institution, Department, Year of Study and Sex  
1999/2000 (1992E.C.) Academic Year - First Semester**

University/Institute/College/Faculty	Year I		Year II		Year III		Year IV		Year V & above		Total	
	BS	F	BS	F	BS	F	BS	F	BS	F	BS	F
<b>ADDIS ABABA UNIVERSITY</b>	<b>2216</b>	<b>578</b>	<b>2246</b>	<b>313</b>	<b>2116</b>	<b>297</b>	<b>1977</b>	<b>326</b>	<b>593</b>	<b>48</b>	<b>9148</b>	<b>1562</b>
<b>College of Social Science</b>	<b>1043</b>	<b>310</b>	<b>401</b>	<b>49</b>	<b>384</b>	<b>55</b>	<b>371</b>	<b>70</b>			<b>2199</b>	<b>484</b>
<i>History</i>			108	7	93	6	102	9			303	22
<i>Political Science &amp; Int. Relation</i>			90	19	97	20	84	23			271	62
<i>Freshman Programme</i>	1043	310									1043	310
<i>Geography</i>			118	3	110	7	102	16			330	26
<i>Sociology &amp; Social Administration</i>			85	20	84	22	83	22			252	64
<b>Faculty of Business &amp; Economics</b>			<b>271</b>	<b>72</b>	<b>312</b>	<b>96</b>	<b>295</b>	<b>81</b>			<b>878</b>	<b>249</b>
<i>Accounting</i>			72	26	107	37	98	26			277	89
<i>Economics</i>			91	24	102	34	96	28			289	86
<i>Management &amp; Public Administration</i>			108	22	103	25	101	27			312	74
<b>Faculty of Education</b>			<b>136</b>	<b>26</b>	<b>165</b>	<b>22</b>	<b>133</b>	<b>23</b>			<b>434</b>	<b>71</b>
<i>Educational Administration</i>			17		45	1	43	3			105	4
<i>Educational Psychology</i>			79	16	58	13	41	12			178	41
<i>Business Education</i>			40	10	62	8	49	8			151	26
<b>Faculty of Law</b>			<b>73</b>	<b>21</b>	<b>72</b>	<b>17</b>	<b>64</b>	<b>19</b>	<b>59</b>	<b>11</b>	<b>268</b>	<b>68</b>
<i>Law</i>			73	21	72	17	64	19	59	11	268	68
<b>Faculty of Medicine</b>	<b>66</b>	<b>18</b>	<b>76</b>	<b>15</b>	<b>83</b>	<b>7</b>	<b>65</b>	<b>15</b>	<b>200</b>	<b>26</b>	<b>490</b>	<b>81</b>
<i>Medicine</i>			76	15	83	7	65	15	200	26	424	63
<i>Pre-Medicine</i>	66	18									66	18
<b>Faculty of Science</b>	<b>1107</b>	<b>250</b>	<b>527</b>	<b>30</b>	<b>436</b>	<b>19</b>	<b>447</b>	<b>30</b>			<b>2517</b>	<b>329</b>
<i>Geology &amp; Geophysics</i>			72	3	78	2	73	5			223	10
<i>Statistics</i>			64	13	70	8	66	9			200	30
<i>Biology</i>			99	5	73	3	89	6			261	14
<i>Chemistry</i>			52	1	54	1	61	3			167	5
<i>Mathematics</i>			156	8	110	5	116	7			382	20
<i>Physics</i>			84		51		42				177	
<i>Freshman</i>	1107	250									1107	250
<b>Faculty of Technology</b>			<b>255</b>	<b>34</b>	<b>228</b>	<b>16</b>	<b>250</b>	<b>22</b>	<b>271</b>	<b>6</b>	<b>1004</b>	<b>78</b>
<i>Chemical Engineering</i>					23		21		32		76	
<i>Civil Engineering</i>					84	7	81	11	86		251	18
<i>Electrical Engineering</i>					44	4	52	2	59		155	6
<i>Mechanical Engineering</i>					50		62	1	63	1	175	2
<i>Architecture &amp; Urban Planning</i>			32	5	27	5	34	8	31	5	124	23
<i>Pre-Engineering</i>			223	29							223	29
<b>Faculty of Veterinary Medicine</b>			<b>53</b>	<b>7</b>	<b>47</b>	<b>2</b>	<b>25</b>	<b>1</b>	<b>18</b>	<b>2</b>	<b>143</b>	<b>12</b>
<i>Veterinary Medicine</i>			53	7	47	2	25	1	18	2	143	12
<b>Institute of Language Studies</b>			<b>364</b>	<b>40</b>	<b>293</b>	<b>49</b>	<b>232</b>	<b>40</b>			<b>889</b>	<b>129</b>
<i>Ethiopian languages &amp; Literature</i>			178	16	98	22	66	11			342	49
<i>Linguistics</i>			28	8	19	5	28	3			75	16
<i>Theatre Arts</i>			26	1	21	4	20	5			67	10
<i>Foreign languages &amp; Literature</i>			132	15	155	18	118	21			405	54
<b>Information Sciences (SISA)</b>			<b>27</b>	<b>5</b>	<b>46</b>	<b>8</b>	<b>38</b>	<b>10</b>			<b>111</b>	<b>23</b>
<i>Library Science</i>			27	5	46	8	38	10			111	23
<b>School of Pharmacy</b>			<b>63</b>	<b>14</b>	<b>50</b>	<b>6</b>	<b>57</b>	<b>15</b>	<b>45</b>	<b>3</b>	<b>215</b>	<b>38</b>
<i>Pharmacy</i>			63	14	50	6	57	15	45	3	215	38
<b>DEBUB UNIVERSITY</b>	<b>500</b>	<b>83</b>	<b>654</b>	<b>60</b>	<b>382</b>	<b>51</b>	<b>356</b>	<b>35</b>	<b>19</b>		<b>1911</b>	<b>229</b>
<b>Dilla College of Teacher Education and Health Sc.</b>	<b>341</b>	<b>44</b>	<b>432</b>	<b>44</b>	<b>223</b>	<b>38</b>	<b>204</b>	<b>25</b>			<b>1200</b>	<b>151</b>
<b>Freshman</b>	<b>341</b>	<b>44</b>									<b>341</b>	<b>44</b>
<i>Social Science</i>	133	25									133	25
<i>Natural Science</i>	208	19									208	19
<b>Faculty of Health Science</b>			<b>51</b>	<b>3</b>	<b>37</b>	<b>10</b>	<b>33</b>	<b>4</b>			<b>121</b>	<b>17</b>
<i>Health Officer</i>			51	3	37	10	33	4			121	17
<b>Faculty of Teacher Education</b>			<b>381</b>	<b>41</b>	<b>186</b>	<b>28</b>	<b>171</b>	<b>21</b>			<b>738</b>	<b>90</b>
<i>Chemistry</i>			55	1	22	3	31	1			108	5
<i>Mathematics</i>			50		23	3	20				93	3
<i>Physics</i>			34		23	3	14				71	3
<i>Biology</i>			48	11	25	4	30	5			103	20
<i>English</i>			41	11	27	8	22	5			90	24
<i>Amharic</i>			47	3	10		9	2			66	5
<i>History</i>			53	8	24		23	4			100	12
<i>Geography</i>			53	7	32	7	22	4			107	18
<b>Awassa College of Agriculture</b>	<b>114</b>	<b>31</b>	<b>157</b>	<b>14</b>	<b>115</b>	<b>12</b>	<b>110</b>	<b>8</b>	<b>19</b>		<b>515</b>	<b>65</b>
<i>Agricultural Engineering &amp; Mechanizat8</i>			43	1	30	1	22		19		114	2
<i>Animal Production &amp; Range Land Mgt.</i>			56		38	5	39	4			133	9
<i>Basic Science</i>	114	31									114	31
<i>Plant Production &amp; Dry Land Farming</i>			58	13	47	6	49	4			154	23

University/Institute/College/Faculty Department	Year I		Year II		Year III		Year IV		Year V & above		Total	
	BS	F	BS	F	BS	F	BS	F	BS	F	BS	F
<b>Wondo Genet College of Forestry</b>	45	8	65	2	44	1	42	2			196	13
Forestry	45	8	65	2	44	1	42	2			196	13
<b>ALEMAYA UNIVERSITY OF AGRICULTURE</b>	<b>492</b>	<b>63</b>	<b>580</b>	<b>52</b>	<b>277</b>	<b>38</b>	<b>412</b>	<b>43</b>	<b>44</b>		<b>1805</b>	<b>196</b>
<b>Faculty of Agriculture</b>	<b>39</b>	<b>10</b>	<b>201</b>	<b>7</b>	<b>138</b>	<b>20</b>	<b>300</b>	<b>28</b>	<b>44</b>		<b>722</b>	<b>65</b>
Agricultural Engineering									44		44	
Agricultural Extension			49	2	32	9	85	5			166	16
Animal Science			58	4	28	5	47	5			133	14
Plant Science			94	1	78	6	168	18			340	25
Mid-Career	39	10									39	10
<b>Faculty of Education</b>			<b>325</b>	<b>30</b>	<b>85</b>	<b>7</b>	<b>75</b>	<b>9</b>			<b>485</b>	<b>46</b>
Biology			59	7	33	6	19	5			111	18
Chemistry			34	2	17		19				70	2
Mathematics			43		24		20	4			87	4
Physics			24		11	1	17				52	1
English			45	5							45	5
History			55	4							55	4
Geography			65	12							65	12
<b>Freshman</b>	<b>410</b>	<b>39</b>									<b>410</b>	<b>39</b>
Natural Science	257	22									257	22
Social Science	153	17									153	17
<b>Faculty of Health</b>	<b>43</b>	<b>14</b>	<b>54</b>	<b>15</b>	<b>54</b>	<b>11</b>	<b>37</b>	<b>6</b>			<b>188</b>	<b>46</b>
Public Health Officer	43	14	54	15	54	11	37	6			188	46
<b>ARBA MINCH WATER TECH. INSTITUTE</b>	<b>272</b>	<b>5</b>	<b>296</b>	<b>8</b>	<b>159</b>	<b>5</b>	<b>66</b>	<b>7</b>	<b>36</b>		<b>829</b>	<b>25</b>
Hydraulics Engineering			77	2	38		34	5	20		169	7
Irrigation Engineering			65		31		32	2	16		144	2
Freshman	272	5									272	5
Electrical Engineering			43	1	21	1					64	2
Civil Engineering			71	5	44	3					115	8
Mechanical Engineering			40		25	1					65	1
<b>BAHIR DAR UNIVERSITY</b>	<b>919</b>	<b>134</b>	<b>658</b>	<b>53</b>	<b>447</b>	<b>32</b>	<b>307</b>	<b>12</b>			<b>2331</b>	<b>231</b>
<b>Bahir Dar Polytechnic Institute</b>	<b>363</b>	<b>55</b>	<b>228</b>	<b>16</b>	<b>179</b>	<b>6</b>	<b>114</b>	<b>3</b>			<b>884</b>	<b>80</b>
Social Applied and National Science			228	16							228	16
Freshman Programme	363	55									363	55
Civil Engineering					35	4	31	3			66	7
Chemical Engineering					23		23				46	
Electrical Engineering					35	2	31				66	2
Mechanical Engineering					35		29				64	
Industrial Engineering					28						28	
Textile Engineering					23						23	
<b>Bahirdar Teachers College</b>	<b>556</b>	<b>79</b>	<b>430</b>	<b>37</b>	<b>268</b>	<b>26</b>	<b>193</b>	<b>9</b>			<b>1447</b>	<b>151</b>
<b>Freshman</b>	<b>556</b>	<b>79</b>									<b>556</b>	<b>79</b>
Social Science	180	38									180	38
Natural Science	376	41									376	41
Pedagogical Sciences			18	4	35	5	38	3			91	12
Amharic			41	5	21	3	14	5			76	13
Biology			63	4	18	2	16				97	6
Chemistry			53	3	25		18				96	3
English			47	14	33	7	24	1			104	22
Geography			45	3	37	4	21				103	7
History			45	3	30	3	20				95	6
Mathematics			57	1	38	1	23				118	2
Physics			61		31	1	19				111	1
<b>ETHIOPIAN CIVIL SERVICE COLLEGE</b>	<b>334</b>	<b>25</b>	<b>506</b>	<b>52</b>	<b>552</b>	<b>45</b>					<b>1392</b>	<b>122</b>
<b>Faculty of Business and Economics</b>	<b>194</b>	<b>19</b>	<b>245</b>	<b>40</b>	<b>326</b>	<b>27</b>					<b>765</b>	<b>86</b>
Economics	54	7	53	4	73	3					180	14
Accounting	89	11	192	36	174	21					455	68
Development Administration	51	1			79	3					130	4
<b>Faculty of Law</b>	<b>106</b>	<b>3</b>	<b>172</b>	<b>9</b>	<b>226</b>	<b>18</b>					<b>504</b>	<b>30</b>
Law	106	3	172	9	226	18					504	30
<b>Faculty of Technology</b>	<b>34</b>	<b>3</b>	<b>89</b>	<b>3</b>							<b>123</b>	<b>6</b>
Town Planning	34	3	53	3							87	6
Town Planning Adv.			36								36	
<b>GONDER COLLEGE OF MEDICAL SCIENCE</b>	<b>56</b>	<b>6</b>	<b>66</b>	<b>12</b>	<b>113</b>	<b>14</b>	<b>60</b>	<b>7</b>	<b>82</b>	<b>7</b>	<b>377</b>	<b>46</b>
Medicine			66	12	68	5	60	7	82	7	276	31
Health Officer	56	6			45	9					101	15
<b>JIMMA UNIVERSITY</b>	<b>529</b>	<b>84</b>	<b>596</b>	<b>78</b>	<b>350</b>	<b>36</b>	<b>123</b>	<b>17</b>	<b>88</b>	<b>7</b>	<b>1686</b>	<b>222</b>
<b>Jimma Institute of Health Science</b>	<b>474</b>	<b>69</b>	<b>596</b>	<b>78</b>	<b>350</b>	<b>36</b>	<b>123</b>	<b>17</b>	<b>88</b>	<b>7</b>	<b>1631</b>	<b>207</b>
<b>Faculty of Business and Economics</b>			<b>210</b>	<b>32</b>	<b>82</b>	<b>12</b>					<b>292</b>	<b>44</b>
Management			84	10	34	4					118	14
Accounting			126	22	48	8					174	30

University/Institute/College/Faculty Department	Year I		Year II		Year III		Year IV		Year V & above		Total	
	BS	F	BS	F	BS	F	BS	F	BS	F	BS	F
<b>Freshman</b>	<b>387</b>	<b>53</b>									<b>387</b>	<b>53</b>
<i>Natural Science</i>	251	25									251	25
<i>Social Science</i>	136	28									136	28
<b>Faculty of Technology</b>			<b>181</b>	<b>10</b>	<b>88</b>	<b>6</b>					<b>269</b>	<b>16</b>
<i>Pre -engineering</i>			181	10							181	10
<i>Civil Engineering</i>					34	6					34	6
<i>Mechanical Engineering</i>					27						27	
<i>Electrical Engineering</i>					27						27	
<b>Faculty of Health Sciences</b>	<b>87</b>	<b>16</b>	<b>205</b>	<b>36</b>	<b>180</b>	<b>18</b>	<b>123</b>	<b>17</b>	<b>88</b>	<b>7</b>	<b>683</b>	<b>94</b>
<i>Medicine</i>			81	15	70	5	123	17	88	7	362	44
<i>Health Officer</i>			58	6	44	9					102	15
<i>Post Basic Laboratory</i>	28	4	15	1	20						63	5
<i>Post Basic Nursing</i>	32	11	30	11	26	4					88	26
<i>Post Basic Sanitary</i>	27	1	21	3	20						68	4
<b>Jimma College of Agriculture</b>	<b>55</b>	<b>15</b>									<b>55</b>	<b>15</b>
<i>General Agriculture</i>	55	15									55	15
<b>KOTEBE COLLEGE OF TEACHER EDUCATION</b>	<b>56</b>	<b>10</b>	<b>22</b>		<b>29</b>	<b>1</b>	<b>15</b>				<b>122</b>	<b>11</b>
<i>Health and Physical Education</i>	56	10	22		29	1	15				122	11
<b>MEKELE UNIVERSITY</b>	<b>382</b>	<b>60</b>	<b>429</b>	<b>43</b>	<b>238</b>	<b>24</b>	<b>176</b>	<b>12</b>			<b>1225</b>	<b>139</b>
<b>Mekele University College</b>	<b>293</b>	<b>49</b>	<b>231</b>	<b>15</b>	<b>140</b>	<b>9</b>	<b>121</b>	<b>11</b>			<b>785</b>	<b>84</b>
<b>Faculty of Agriculture</b>			<b>112</b>	<b>3</b>	<b>60</b>	<b>4</b>	<b>49</b>	<b>3</b>			<b>221</b>	<b>10</b>
<i>Soil and Water Construction</i>			41	3	25	1	23	1			89	5
<i>Dryland Crop Production</i>			38		17	2	16	1			71	3
<i>Animal Range Science</i>			33		18	1	10	1			61	2
<b>Freshman</b>	<b>293</b>	<b>49</b>									<b>293</b>	<b>49</b>
<i>Freshman</i>	293	49									293	49
<b>Faculty of Science &amp; Technology</b>			<b>119</b>	<b>12</b>	<b>80</b>	<b>5</b>	<b>72</b>	<b>8</b>			<b>271</b>	<b>25</b>
<i>Pre-Engineering</i>			79	10							79	10
<i>Civil Engineering</i>					32	3	25	3			57	6
<i>Industrial Engineering</i>					25	1	25	1			50	2
<i>Applied Geology</i>			40	2	23	1	22	4			85	7
<b>Mekele Business College</b>	<b>89</b>	<b>11</b>	<b>198</b>	<b>28</b>	<b>98</b>	<b>15</b>	<b>55</b>	<b>1</b>			<b>440</b>	<b>55</b>
<i>Freshman Programme</i>	89	11									89	11
<i>Accounting</i>			70	15	36	9	25	1			131	25
<i>Management</i>			65	4	31		13				109	4
<i>Economics</i>			63	9	31	6	17				111	15
<b>NAZARETH TECHNICAL COLLEGE</b>	<b>98</b>	<b>9</b>	<b>152</b>		<b>83</b>	<b>6</b>	<b>106</b>	<b>15</b>			<b>439</b>	<b>30</b>
<i>Automotive Technology</i>			27		19		22				68	
<i>Construction Technology</i>			59		24	5	27	6			110	11
<i>Drafting &amp; Surveying</i>							20	4			20	4
<i>Manufacturing Technology</i>			21		17		13				51	
<i>Freshman Programme</i>	98	9									98	9
<i>Electricity / Electrons</i>			45		23	1	24	5			92	6
<b>Grand Total</b>	<b>5854</b>	<b>1057</b>	<b>6205</b>	<b>671</b>	<b>4746</b>	<b>549</b>	<b>3598</b>	<b>474</b>	<b>862</b>	<b>62</b>	<b>21265</b>	<b>2813</b>

**Students Enrolled in Postgraduate Degree Programmes by Institution, Department,  
Year of Study and Sex**

1999/2000 (1992 E.C.) Academic Year - First Semester

University/Institute/College/Faculty	Year I		Year II		Year III & Above		Total	
	BS	F	BS	F	BS	F	BS	F
<b>ADDIS ABABA UNIVERSITY</b>	<b>389</b>	<b>35</b>	<b>333</b>	<b>22</b>	<b>154</b>	<b>11</b>	<b>876</b>	<b>68</b>
<b>College of Social Science</b>	<b>33</b>	<b>1</b>	<b>33</b>	<b>2</b>	<b>1</b>		<b>67</b>	<b>3</b>
<i>Geography</i>	10		9				19	
<i>History</i>	11		5				16	
<i>History (Ph.D)</i>					1		1	
<i>Social Anthropology</i>	12	1	19	2			31	3
<b>Demographic Training &amp; Research Centre</b>	<b>8</b>		<b>5</b>		<b>1</b>		<b>14</b>	
<i>Demography</i>	8		5		1		14	
<b>Faculty of Business and Economics</b>	<b>38</b>	<b>3</b>	<b>25</b>	<b>6</b>	<b>4</b>		<b>67</b>	<b>9</b>
<i>Economic Policy Analysis</i>	21	1	2		4		27	1
<i>Human Resource Economics</i>	17	2	23	6			40	8
<b>Faculty of Education</b>	<b>41</b>	<b>3</b>	<b>31</b>	<b>2</b>			<b>72</b>	<b>5</b>
<i>Business Education</i>	12	2	9	1			21	3
<i>Curriculum and Instruction</i>	9		8				17	
<i>Educational Psychology</i>	8		7	1			15	1
<i>Educational Administration</i>	12	1	7				19	1
<b>Faculty of Medicine</b>	<b>80</b>	<b>10</b>	<b>65</b>	<b>4</b>	<b>118</b>	<b>10</b>	<b>263</b>	<b>24</b>
<i>Anaesthesiology</i>	2		4		7		13	
<i>Community Health</i>	15	6	8	1	8		31	7
<i>Internal Medicine</i>	9	1	6		19	1	34	2
<i>Microbiology and Parasitology</i>	2	1					2	1
<i>Obsterics &amp; Gynaecology</i>	10		9		28	3	47	3
<i>Ophthalmology</i>	4		6		7	1	17	1
<i>Orthopaedics</i>	3		3		1		7	
<i>Paediatrics</i>	9	1	11	3	13	3	33	7
<i>Pathology</i>	4		3		6		13	
<i>Radiology</i>	6	1	1		6	2	13	3
<i>Surgery</i>	15		14		23		52	
<i>Physiology</i>	1						1	
<b>Faculty of Science</b>	<b>88</b>	<b>3</b>	<b>79</b>	<b>2</b>	<b>16</b>	<b>1</b>	<b>183</b>	<b>6</b>
<i>Biology</i>	44	3	30	2	13	1	87	6
<i>Biology (Ph.D)</i>					3		3	
<i>Chemistry</i>	11		12				23	
<i>Mathematics</i>	10		13				23	
<i>Physics</i>	10		6				16	
<i>Geology &amp; Geophysics</i>	10		11				21	
<i>Statistics</i>	3		7				10	
<b>Faculty of Technology</b>	<b>38</b>	<b>1</b>	<b>36</b>				<b>74</b>	<b>1</b>
<i>Civil Engineering</i>	20	1	13				33	1
<i>Electrical Engineering</i>	8		7				15	
<i>Mechanical Engineering</i>	8		11				19	
<i>Industrial Engineering</i>	2		5				7	
<b>Faculty of Veterinary Medicine</b>					<b>10</b>		<b>10</b>	
<i>Veterinary Medicine</i>					10		10	
<b>Institute of Language Studies</b>	<b>44</b>	<b>10</b>	<b>39</b>	<b>3</b>	<b>4</b>		<b>87</b>	<b>13</b>
<i>Literature</i>	5	1	15	1			20	2
<i>Linguistics</i>	8	5					8	5
<i>TEAM</i>	5	3	9	2			14	5
<i>TEFL</i>	26	1	13				39	1
<i>TEFL (Ph.D)</i>			2		4		6	
<b>Information Science (SISA)</b>	<b>16</b>	<b>4</b>	<b>16</b>	<b>3</b>			<b>32</b>	<b>7</b>
<i>Information Science (SISA)</i>	16	4	16	3			32	7
<b>School of Pharmacy</b>	<b>3</b>		<b>4</b>				<b>7</b>	
<i>Pharmaceutics</i>	3		4				7	
<b>ALEMAYA UNIVERSITY</b>							<b>93</b>	<b>1</b>

Students Enrolled in Regular, Extension (Evening) and Kiremt Teacher Education Programmes  
by Institution, Level of Education, Field of Study and Sex  
1999/2000 (1992 E.C.) Academic Year

Academic level Institution and Field of Study	Regular								Evening						Kiremt					
	Diploma		Undergraduate Degree		Postgraduate Degree		Total		Diploma		Undergraduate Degree		Total		Diploma		Undergraduate Degree		Total	
	BS	F	BS	F	BS	F	BS	F	BS	F	BS	F	BS	F	BS	F	BS	F	BS	F
<b>AGRICULTURE</b>	<b>1,293</b>	<b>230</b>	<b>1,709</b>	<b>168</b>	<b>93</b>	<b>1</b>	<b>3,095</b>	<b>399</b>	<b>1,258</b>	<b>262</b>			<b>1,258</b>	<b>262</b>	<b>186</b>	<b>42</b>	<b>34</b>	<b>1</b>	<b>220</b>	<b>43</b>
<i>Alemaya University of Agriculture</i>			722	65	93	1	815	66												
<i>Ambo College of Agriculture</i>	489	86					489	86	585	120			585	120						
<i>Awassa College of Agriculture</i>	239	66	515	65			754	131	391	111			391	111	186	42	34	1	220	43
<i>Jimma College of Agriculture</i>	434	71	55	15			489	86	138	20			138	20						
<i>Wondo Genet College of Forestry</i>	131	7	196	13			327	20	144	11			144	11						
<i>Mekalle University College</i>			221	10			221	10												
<b>ENGINEERING &amp; TECHNOLOGY</b>	<b>942</b>	<b>57</b>	<b>3,819</b>	<b>260</b>	<b>74</b>	<b>1</b>	<b>4,835</b>	<b>318</b>	<b>3,143</b>	<b>332</b>	<b>769</b>	<b>58</b>	<b>3,912</b>	<b>390</b>	<b>311</b>	<b>6</b>			<b>311</b>	<b>6</b>
<i>Faculty of Technology (AAU)</i>	159	24	1,004	78	74	1	1,237	103	1,086	112	700	56	1,786	168						
<i>Jimma Institute of Health Science</i>			269	16			269	16	148	7			148	7						
<i>Mekalle University College</i>			271	25			271	25	281	43			281	43						
<i>Bahir Dar Polytechnic Institute</i>			884	80			884	80	891	106			891	106						
<i>Ethiopian Civil Service College</i>	50	5	123	6			173	11												
<i>Alpha Institute of Distance Studies</i>	54						54													
<i>Agro-Technical Training College</i>	155	15					155	15												
<i>Nazareth Technical College</i>	352	7	439	30			791	37	530	49	69	2	599	51	262	4			262	4
<i>Arbaminch Water Technology Institute</i>	172	6	829	25			1,001	31	207	15			207	15	49	2			49	2
<b>MEDICAL SCIENCE</b>	<b>1,782</b>	<b>360</b>	<b>2,217</b>	<b>334</b>	<b>280</b>	<b>24</b>	<b>4,279</b>	<b>718</b>	<b>45</b>	<b>7</b>			<b>45</b>	<b>7</b>						
<i>Faculty of Medicine (Addis Ababa)</i>			490	81	263	24	753	105												
<i>Alemaya University of Agriculture (Faculty of Health)</i>	273	54	188	46			461	100												
<i>Gondar College of Medical Science</i>	487	104	377	46			864	150												
<i>Dilla college of Teacher Edu. &amp; Health Sc. (Faculty of Health)</i>	320	79	121	17			441	96												
<i>School of Pharmacy</i>			215	38	7		222	38												
<i>Veterinary Medicine</i>	176	15	143	12	10		329	27												
<i>School of Medical lab. Technology</i>	125	16					125	16												
<i>Jimma Institute of Health Science</i>	401	92	683	94			1,084	186	45	7			45	7						
<b>LANGUAGE STUDIES</b>			<b>889</b>	<b>129</b>	<b>87</b>	<b>13</b>	<b>976</b>	<b>142</b>	<b>304</b>	<b>159</b>	<b>465</b>	<b>220</b>	<b>769</b>	<b>379</b>			<b>467</b>	<b>60</b>	<b>467</b>	<b>60</b>
<i>Institute of Language Studies (AAU)</i>			889	129	87	13	976	142	304	159	465	220	769	379			467	60	467	60
<b>PEDAGOGICAL SCIENCE</b>	<b>3,432</b>	<b>877</b>	<b>3,226</b>	<b>369</b>	<b>72</b>	<b>5</b>	<b>6,730</b>	<b>1,251</b>	<b>5,064</b>	<b>1,272</b>	<b>1,699</b>	<b>472</b>	<b>6,763</b>	<b>1,744</b>	<b>1,223</b>	<b>188</b>	<b>1,595</b>	<b>72</b>	<b>2,818</b>	<b>260</b>
<i>Faculty of Education /AA/</i>	176	21	434	71	72	5	682	97	290	107	752	351	1,042	458	112	6	77	3	189	9
<i>Dilla college of Teacher Edu. &amp; Health Sc. (Faculty of Education)</i>			738	90			738	90			350	30	350	30			605	24	605	24
<i>Alemaya University of Agriculture (Faculty of Education)</i>			485	46			485	46									196	13	196	13
<i>Ethiopian Adventist College</i>	14	3					14	3												
<i>Mekele University College</i>			1,447	151			1,447	151	188	70			188	70						
<i>Bahirdar Teacher College</i>									2,662	619			2,662	619	35	2	637	31	672	33
<i>Abiy Adil College of Teacher Education</i>	571	105					571	105												
<i>Gondar College of Teacher Education</i>	671	193					671	193												
<i>Jimma College of Teacher Education</i>	524	183					524	183												
<i>Awassa College of Teacher Education</i>	686	93					686	93												
<i>Kotebe College of Teacher Educ.</i>	790	279	122	11			912	290	1,924	476	597	91	2,521	567	1,076	180	80	1	1,156	181
<b>LAW</b>	<b>216</b>	<b>63</b>	<b>772</b>	<b>98</b>			<b>988</b>	<b>161</b>	<b>1,298</b>	<b>211</b>			<b>1,298</b>	<b>211</b>						
<i>Faculty of Law /AAU/</i>			268	68			268	68	536	64			536	64						
<i>Makele University College /Faculty of Law /</i>									193	62			193	62						
<i>Unity College</i>	104	43					104	43	352	42			352	42						
<i>Faculty of Law ( Ethiopian Civil Service Col.)</i>	112	20	504	30			616	50	217	43			217	43						
<b>NATURAL SCIENCE</b>			<b>3,526</b>	<b>444</b>	<b>183</b>	<b>6</b>	<b>3,709</b>	<b>450</b>	<b>654</b>	<b>251</b>			<b>654</b>	<b>251</b>			<b>747</b>	<b>40</b>	<b>747</b>	<b>40</b>
<i>Alemaya University of Agriculture /Freshman/</i>			257	22			257	22												
<i>Dilla college of Teacher Edu. &amp; Health Sc. /Freshman/</i>			208	19			208	19												
<i>Jimma Institute of Health Sciences /Freshman/</i>			251	25			251	25												
<i>Mekele University College /Freshman/</i>			293	49			293	49												
<i>Faculty of Science (AAU)</i>			2,517	329	183	6	2,700	335	654	251			654	251			747	40	747	40
<b>COMMERCIAL &amp; SOCIAL SCIENCES</b>	<b>7,346</b>	<b>2,917</b>	<b>5,107</b>	<b>1,011</b>	<b>180</b>	<b>19</b>	<b>12,633</b>	<b>3,947</b>	<b>7,268</b>	<b>2,783</b>	<b>3,628</b>	<b>848</b>	<b>10,896</b>	<b>3,631</b>	<b>329</b>	<b>11</b>	<b>329</b>	<b>11</b>	<b>329</b>	<b>11</b>
<i>College of Social Science (A.A.)</i>			2,199	484	67	3	2,266	487			983	296	983	296			329	11	329	11
<i>Alemaya University of Agriculture /Freshman/</i>			153	17			153	17												
<i>Dilla college of Teacher Edu. &amp; Health Sc. /Freshman/</i>			133	25			133	25												
<i>Jimma Institute of Health Sciences /Freshman/</i>			136	28			136	28												
<i>Information Science (SISA)</i>	74	23	111	23	32	7	217	53	158	98	322	151	480	249						
<i>Jimma Institute of Health Science</i>			292	44			292	44	809	242			809	242						
<i>Demographic Training &amp; Research Centre</i>					14		14													
<i>Faculty of Business and Economics (AAU)</i>			878	249	67	9	945	258	315	66	1,738	316	2,053	382						
<i>Faculty of Business and Econ.(AAU)</i>																				
<i>Ethiopian Civil Service College</i>	113	37	765	86			878	123	170	59			170	59						
<i>Bahir Dar Teachers College</i>	68	19					68	19												
<i>Unity College</i>	3,708	1,942					3,708	1,942	2,552	1,237			2,552	1,237						
<i>Alpha Institute of Distance Studies</i>	1,339	145					1,339	145												
<i>Ethiopian Adventist College</i>	98	31					98	31												
<i>Nazareth Technical College</i>									428	177			428	177						
<i>Addis Ababa College of Commerce</i>	1,739	658					1,739	658	2,228	622			2,228	622						
<i>Mekelle Business College</i>	207	62	440	55			647	117	608	282			1,193	367						
<b>TOTAL</b>	<b>15011</b>	<b>4504</b>	<b>21265</b>	<b>2813</b>	<b>969</b>	<b>69</b>	<b>37245</b>	<b>7386</b>	<b>19034</b>	<b>5277</b>	<b>6561</b>	<b>1598</b>	<b>25595</b>	<b>6875</b>	<b>1720</b>	<b>236</b>	<b>3172</b>	<b>184</b>	<b>4892</b>	<b>420</b>

Students Readmitted in Regular Diploma Programmes  
by Institution, Department, Year of Study and Sex  
1999/2000 (1992 E.C.) First Semester

University/Institute/College/Faculty and Department	Year I		Year II		Year III		TOTAL	
	BS	F	BS	F	BS	F	BS	F
<b>ADDIS ABABA UNIVERSITY</b>	<b>44</b>	<b>11</b>	<b>26</b>	<b>1</b>	<b>14</b>	<b>2</b>	<b>84</b>	<b>14</b>
<b>Faculty of Education</b>	<b>16</b>	<b>6</b>	<b>9</b>		<b>2</b>		<b>27</b>	<b>6</b>
Business Education	16	6	9		2		27	6
<b>Faculty of Technology</b>	<b>13</b>	<b>1</b>	<b>13</b>		<b>5</b>		<b>31</b>	<b>1</b>
Building Technology	13	1	13		5		31	1
<b>Faculty of Veterinary Medicine</b>	<b>10</b>	<b>2</b>	<b>2</b>				<b>12</b>	<b>2</b>
Animal Health	10	2	2				12	2
<b>Library Science</b>	<b>5</b>	<b>2</b>	<b>2</b>	<b>1</b>	<b>7</b>	<b>2</b>	<b>14</b>	<b>5</b>
<b>DEBUB UNIVERSITY</b>	<b>20</b>	<b>7</b>	<b>14</b>	<b>1</b>			<b>34</b>	<b>8</b>
<b>Dilla College of Teacher Education and Health Science</b>	<b>4</b>	<b>1</b>	<b>4</b>				<b>8</b>	<b>1</b>
<b>Faculty of Health</b>	<b>4</b>	<b>1</b>	<b>4</b>				<b>8</b>	<b>1</b>
Public Health Nursing	2		1				3	
Laboratory Technology			1				1	
Environmental Health	2	1	2				4	1
<b>Awassa College of Agriculture</b>	<b>13</b>	<b>6</b>	<b>5</b>	<b>1</b>			<b>18</b>	<b>7</b>
Basic Science	13	6					13	6
General Agriculture			5	1			5	1
<b>Wondo Genet College of Forestry</b>	<b>3</b>		<b>5</b>				<b>8</b>	
Forestry	3		5				8	
<b>AMBO COLLEGE OF AGRICULTURE</b>	<b>13</b>	<b>8</b>	<b>10</b>	<b>2</b>			<b>23</b>	<b>10</b>
General Agriculture	13	8	10	2			23	10
<b>SCHOOL OF MEDICAL LAB. TECHNOLOGY</b>			<b>11</b>	<b>3</b>			<b>11</b>	<b>3</b>
School of Medical Lab. Technology			11	3			11	3
<b>JIMMA UNIVERSITY</b>	<b>25</b>	<b>11</b>	<b>6</b>	<b>1</b>			<b>31</b>	<b>12</b>
<b>Jimma Institute of Health Science</b>	<b>17</b>	<b>9</b>	<b>2</b>				<b>19</b>	<b>9</b>
Clinical Nursing	1	1					1	1
Public Health Nursing	7	5	1				8	5
Pharmacy	4	1					4	1
Medical Laboratory Technology	5	2	1				6	2
<b>Jimma College of Agriculture</b>	<b>8</b>	<b>2</b>	<b>4</b>	<b>1</b>			<b>12</b>	<b>3</b>
General Agriculture	8	2	4	1			12	3
<b>ADDIS ABABA COLLEGE OF COMMERCE</b>	<b>42</b>	<b>27</b>	<b>22</b>	<b>12</b>			<b>64</b>	<b>39</b>
Accounting	10	3	7				17	3
Banking & Finance	7	1	1				8	1
Marketing Management	4	2	1				5	2
Personnel Management			1				1	
Secretarial Science & Office Magt.( Tri-lingual)	12	12	2	2			14	14
Secretarial Science & Office Magt.( Bi-lingual)	7	7	8	8			15	15
Purchasing & Supply Management	2	2	2	2			4	4
<b>ARBA MINCH WATER TECHNOLOGY INSTITUTE</b>	<b>6</b>	<b>2</b>	<b>5</b>		<b>3</b>		<b>14</b>	<b>2</b>
Pre- Engineering	6	2	5				11	2
Hydrolic Engineering					1		1	
Irrigation Engineering					2		2	
<b>MEKALLE UNIVERSITY</b>	<b>1</b>	<b>1</b>	<b>9</b>	<b>2</b>			<b>10</b>	<b>3</b>
<b>Mekele Business College</b>	<b>1</b>	<b>1</b>	<b>9</b>	<b>2</b>			<b>10</b>	<b>3</b>
Management			3				3	
Accounting			2				2	
Banking and Finance			2				2	
Secretarial Sc. & Office Mag.	1	1	2	2			3	3
<b>GONDAR COLLEGE OF MEDICAL SCIENCES</b>	<b>19</b>	<b>14</b>	<b>3</b>	<b>1</b>			<b>22</b>	<b>15</b>
Public Health Nursing	5	3					5	3
Clinical Nursing	8	6					8	6
Sanitary Science	4	3					4	3
Laboratory Technology			2				2	
Midwifery	2	2	1	1			3	3
<b>NAZARETH TECHNICAL COLLEGE</b>			<b>15</b>				<b>15</b>	
Automotive Technology			1				1	
Construction Technology			5				5	
Drafting Technology			5				5	
Electricity/Electronics			2				2	
Manufacturing Technology			1				1	
Surveying			1				1	
<b>GRAND TOTAL</b>	<b>170</b>	<b>81</b>	<b>121</b>	<b>23</b>	<b>17</b>	<b>2</b>	<b>308</b>	<b>106</b>

**Students Readmitted in Regular Undergraduate Degree Programmes  
by Institution, Department, Year of Study and Sex**

1999/2000 (1992 E.C.) Academic Year - First Semester

University/Institute/College/Faculty Department	Year I		Year II		Year III		Year IV		Year V		Total	
	BS	F	BS	F	BS	F	BS	F	BS	F	BS	F
<b>ADDIS ABABA UNIVERSITY</b>	<b>2</b>		<b>96</b>	<b>15</b>	<b>74</b>	<b>11</b>	<b>22</b>	<b>2</b>	<b>3</b>		<b>197</b>	<b>28</b>
<b>College of Social Science</b>			<b>8</b>	<b>3</b>	<b>9</b>	<b>1</b>	<b>2</b>				<b>19</b>	<b>4</b>
<i>History</i>			2	1	3						5	1
<i>Political Science &amp; Int. Relation</i>			2		2	1	1				5	1
<i>Geography</i>			3	2	2						5	2
<i>Sociology &amp; Social Administration</i>			1		2		1				4	
<b>Faculty of Business &amp; Economics</b>			<b>7</b>	<b>1</b>	<b>8</b>	<b>2</b>	<b>6</b>	<b>1</b>			<b>21</b>	<b>4</b>
<i>Accounting</i>			3		6	1	1				10	1
<i>Economics</i>					1	1	3				4	1
<i>Management &amp; Public Administration</i>			4	1	1		2	1			7	2
<b>Faculty of Education</b>	<b>1</b>		<b>1</b>		<b>2</b>						<b>4</b>	
<i>Educational Administration</i>	1		1								2	
<i>Educational Psychology</i>					2						2	
<b>Faculty of Medicine</b>	<b>1</b>				<b>2</b>	<b>1</b>					<b>3</b>	<b>1</b>
<i>Medicine</i>	1				2	1					3	1
<b>Faculty of Science</b>			<b>62</b>	<b>4</b>	<b>25</b>	<b>1</b>					<b>87</b>	<b>5</b>
<i>Statistics</i>			2	1	2						4	1
<i>Biology</i>			16		4						20	
<i>Chemistry</i>			10	1	7						17	1
<i>Mathematics</i>			18	1	6	1					24	2
<i>Physics</i>			15	1	4						19	1
<i>Geology &amp; Geophysics</i>			1		2						3	
<b>Faculty of Technology</b>			<b>4</b>	<b>2</b>	<b>6</b>	<b>1</b>	<b>7</b>		<b>3</b>		<b>20</b>	<b>3</b>
<i>Chemical Engineering</i>					1		1		1		3	
<i>Civil Engineering</i>			2		1		3		1		7	
<i>Electrical Engineering</i>					1	1	1				2	1
<i>Mechanical Engineering</i>					1		2		1		4	
<i>Architecture &amp; Urban Planning</i>					1						1	
<i>Pre-Engineering</i>			2	2	1						3	2
<b>Faculty of Veterinary Medicine</b>					<b>1</b>						<b>1</b>	
<i>Veterinary Medicine</i>					1						1	
<b>Institute of Language Studies</b>			<b>13</b>	<b>4</b>	<b>16</b>	<b>3</b>	<b>4</b>	<b>1</b>			<b>33</b>	<b>8</b>
<i>Ethiopian languages &amp; Literature</i>			6		5	1	1				12	1
<i>Linguistics</i>			2	1	2		1				5	1
<i>Foreign languages &amp; Literature</i>			5	3	9	2	2	1			16	6
<b>Information Sciences (SISA)</b>					<b>1</b>		<b>2</b>				<b>3</b>	
<i>Library Science</i>					1		2				3	
<b>School of Pharmacy</b>			<b>1</b>	<b>1</b>	<b>4</b>	<b>2</b>	<b>1</b>				<b>6</b>	<b>3</b>
<i>Pharmacy</i>			1	1	4	2	1				6	3
<b>DEBUB UNIVERSITY</b>	<b>29</b>	<b>2</b>	<b>44</b>	<b>5</b>	<b>17</b>	<b>7</b>	<b>3</b>	<b>1</b>			<b>93</b>	<b>15</b>
<b>Dilla College of Teacher Education and Health Sc.</b>	<b>20</b>	<b>1</b>	<b>30</b>	<b>5</b>	<b>13</b>	<b>6</b>					<b>63</b>	<b>12</b>
<b>Freshman</b>	<b>20</b>	<b>1</b>									<b>20</b>	<b>1</b>
<i>Social Science</i>	7										7	
<i>Natural Science</i>	13	1									13	1
<b>Faculty of Health Science</b>			<b>1</b>		<b>1</b>	<b>1</b>					<b>2</b>	<b>1</b>
<i>Health Officer</i>			1		1	1					2	1
<b>Faculty of Teacher Education</b>			<b>29</b>	<b>5</b>	<b>12</b>	<b>5</b>					<b>41</b>	<b>10</b>
<i>Mathematics</i>			3		5	2					8	2
<i>Physics</i>			3		2						5	
<i>Biology</i>			5	3	1	1					6	4
<i>History</i>			2	1							2	1
<i>Chemistry</i>			7		3	2					10	2
<i>Geography</i>			1	1							1	1
<i>Amharic</i>			8		1						9	
<b>Awassa College of Agriculture</b>	<b>6</b>		<b>1</b>		<b>3</b>	<b>1</b>	<b>3</b>	<b>1</b>			<b>13</b>	<b>2</b>
<i>Agricultural Engineering &amp; Mechanization</i>							1				1	
<i>Animal Production &amp; Range Land Mgt.</i>				1	2		1				4	
<i>Basic Science</i>	6										6	
<i>Plant Production &amp; Dry Land Farming</i>					1	1	1	1			2	2
<b>Wondo Genet College of Forestry</b>	<b>3</b>	<b>1</b>	<b>13</b>		<b>1</b>						<b>17</b>	<b>1</b>
<i>Forestry</i>	3	1	13		1						17	1

University/Institute/College/Faculty Department	Year I		Year II		Year III		Year IV		Year V		Total	
	BS	F	BS	F	BS	F	BS	F	BS	F	BS	F
<b>ARBA MINCH WATER TECH. INSTITUTE</b>	<b>17</b>	<b>2</b>	<b>31</b>	<b>1</b>	<b>4</b>						<b>52</b>	<b>3</b>
<i>Hydraulics Engineering</i>			9	1	1						10	1
<i>Irrigation Engineering</i>			9		2						11	
<i>Freshman</i>	17	2									17	2
<i>Electrical Engineering</i>			2								2	
<i>Civil Engineering</i>			6		1						7	
<i>Mechanical Engineering</i>			5								5	
<b>BAHIR DAR UNIVERSITY</b>	<b>83</b>	<b>8</b>	<b>32</b>	<b>4</b>	<b>6</b>		<b>3</b>				<b>124</b>	<b>12</b>
<b>Bahir Dar Polytechnic Institute</b>	<b>24</b>		<b>14</b>	<b>4</b>	<b>6</b>						<b>44</b>	<b>4</b>
<i>Social Applied and National Science</i>			12	2							12	2
<i>Freshman Programme</i>	24										24	
<i>Civil Engineering</i>			1	1	1						2	1
<i>Chemical Engineering</i>			1	1							1	1
<i>Electrical Engineering</i>					1						1	
<i>Mechanical Engineering</i>					4						4	
<b>Bahirdar Teachers College</b>	<b>59</b>	<b>8</b>	<b>18</b>				<b>3</b>				<b>80</b>	<b>8</b>
<i>Social Science</i>	19	3									19	3
<i>Natural Science</i>	40	5									40	5
<i>Pedagogical Sciences</i>			18				3				21	
<b>ETHIOPIAN CIVIL SERVICE COLLEGE</b>	<b>21</b>	<b>8</b>	<b>8</b>	<b>1</b>	<b>4</b>						<b>33</b>	<b>9</b>
<b>Faculty of Business and Economics</b>	<b>20</b>	<b>8</b>	<b>7</b>	<b>1</b>	<b>3</b>						<b>30</b>	<b>9</b>
<i>Economics</i>	9	2	1								10	2
<i>Accounting</i>	10	6	6	1							16	7
<i>Development Administration</i>	1				3						4	
<b>Faculty of Law</b>	<b>1</b>		<b>1</b>		<b>1</b>						<b>3</b>	
<i>Law</i>	1		1		1						3	
<b>GONDER COLLEGE OF MEDICAL SCIENCE</b>			<b>6</b>		<b>3</b>		<b>10</b>		<b>2</b>		<b>21</b>	
<i>Medicine</i>			1		3		10		2		16	
<i>Health Officer</i>			5								5	
<b>JIMMA UNIVERSITY</b>	<b>40</b>	<b>3</b>	<b>8</b>		<b>1</b>						<b>49</b>	<b>3</b>
<b>Jimma Institute of Health Science</b>	<b>40</b>	<b>3</b>	<b>8</b>		<b>1</b>						<b>49</b>	<b>3</b>
<b>Faculty of Business and Economics</b>			<b>5</b>								<b>5</b>	
<i>Management</i>			4								4	
<i>Accounting</i>			1								1	
<b>Freshman</b>	<b>35</b>	<b>3</b>									<b>35</b>	<b>3</b>
<i>Natural Science</i>	22	1									22	1
<i>Social Science</i>	13	2									13	2
<b>Faculty of Technology</b>	<b>4</b>										<b>4</b>	
<i>Pre-engineering</i>	4										4	
<b>Faculty of Health Sciences</b>	<b>1</b>		<b>3</b>		<b>1</b>						<b>5</b>	
<i>Medicine</i>	1										1	
<i>Health Officer</i>			3		1						4	
<b>KOTEBE COLLEGE OF TEACHER EDUCATION</b>	<b>10</b>	<b>1</b>	<b>4</b>	<b>1</b>	<b>1</b>		<b>1</b>				<b>16</b>	<b>2</b>
<i>Health and Physical Education</i>	10	1	4	1	1		1				16	2
<b>MEKELE UNIVERSITY</b>	<b>24</b>		<b>9</b>	<b>2</b>	<b>4</b>	<b>1</b>					<b>37</b>	<b>3</b>
<b>Mekele University College</b>	<b>21</b>		<b>4</b>	<b>1</b>	<b>3</b>	<b>1</b>					<b>28</b>	<b>2</b>
<b>Faculty of Agriculture</b>			<b>2</b>		<b>1</b>						<b>3</b>	
<i>Dryland Crop Production</i>			2		1						3	
<b>Faculty of Science &amp; Technology</b>	<b>21</b>		<b>2</b>	<b>1</b>	<b>2</b>	<b>1</b>					<b>25</b>	<b>2</b>
<i>Pre-Engineering</i>			2	1							2	1
<i>Civil Engineering</i>					1						1	
<i>Industrial Engineering</i>					1	1					1	1
<i>Division of Natural and Social Sciences</i>	21										21	
<b>Mekele Business College</b>	<b>3</b>		<b>5</b>	<b>1</b>	<b>1</b>						<b>9</b>	<b>1</b>
<i>Freshman Programme</i>	3										3	
<i>Accounting</i>			2	1							2	1
<i>Management</i>			1		1						2	
<i>Economics</i>			2								2	
<b>NAZARETH TECHNICAL COLLEGE</b>	<b>3</b>		<b>7</b>								<b>10</b>	
<i>Automotive Technology</i>			4								4	
<i>Manufacturing Technology</i>			3								3	
<i>Freshman Programme</i>	3										3	
<b>Grand Total</b>	<b>229</b>	<b>24</b>	<b>245</b>	<b>29</b>	<b>114</b>	<b>19</b>	<b>39</b>	<b>3</b>	<b>5</b>		<b>632</b>	<b>75</b>



## **GRADUATER**

### **Definition of Concepts**

#### **Graduated Students**

These are students whose graduation has been approved by a University Senate or an equivalent organ of a given institution (e.g. Academic Commission) during the period starting from the beginning of the first semester of a specified academic year to the first day of the first semester of the next academic year.

Graduates from Regular Diploma, Undergraduate Degree and Postgraduate Degree  
by Institution. Department and Sex  
1999/2000 (1992 E.C.) Academic Year

University/Institute/College/Faculty Department	Diploma		Undergraduate Degree		Postgraduate Degree		Total	
	BS	F	BS	F	BS	F	BS	F
<b>ADDIS ABABA UNIVERSITY</b>	<b>328</b>	<b>34</b>	<b>1623</b>	<b>223</b>	<b>197</b>	<b>14</b>	<b>2148</b>	<b>271</b>
<b>College of Social Science</b>			<b>304</b>	<b>54</b>	<b>17</b>	<b>1</b>	<b>321</b>	<b>55</b>
<i>Geography</i>			96	11	8		104	11
<i>History (1 Ph.D)</i>			62	5	1		63	5
<i>Poli. Scie. &amp; Intrna.Relations</i>			72	20			72	20
<i>Sociology &amp; Social Admin.</i>			74	18			74	18
<i>Social Antropology</i>					8	1	8	1
<b>Faculty of Business &amp; Economics</b>			<b>280</b>	<b>71</b>	<b>40</b>	<b>6</b>	<b>320</b>	<b>77</b>
<i>Accounting</i>			87	17			87	17
<i>Economics</i>			105	29			105	29
<i>Management</i>			72	22			72	22
<i>Public Administration</i>			16	3			16	3
<i>Economic Policy Analysis</i>					16		16	
<i>Regional and Local Development Studies</i>					19	4	19	4
<i>Human Resource Economics</i>					5	2	5	2
<b>Faculty of Education</b>	<b>99</b>	<b>8</b>	<b>125</b>	<b>18</b>	<b>23</b>		<b>247</b>	<b>26</b>
<i>Business Education</i>	33	8	46	6			79	14
<i>Curriculum &amp; Instruction</i>					9		9	
<i>Educational Administration</i>	66		38	1	7		111	1
<i>Educational Psychology</i>			41	11	7		48	11
<b>Faculty of Law</b>			<b>58</b>	<b>9</b>			<b>58</b>	<b>9</b>
<b>Faculty of Medicine</b>	<b>62</b>	<b>11</b>					<b>62</b>	<b>11</b>
<i>School of Medical Laboratory Technology</i>	62	11					62	11
<b>Faculty of Science</b>			<b>369</b>	<b>22</b>	<b>65</b>	<b>3</b>	<b>434</b>	<b>25</b>
<i>Biology (1 Ph.D)</i>			75	3	25	2	100	5
<i>Chemistry (2 Ph.D)</i>			45		15		60	
<i>Computer Science</i>			19	7			19	7
<i>Geology and Geophysics</i>			62	2	11		73	2
<i>Mathematics</i>			80	2	6	1	86	3
<i>Physics</i>			35		3		38	
<i>Statistics</i>			53	8	5		58	8
<b>Faculty of Technology</b>	<b>62</b>	<b>1</b>	<b>229</b>	<b>9</b>	<b>3</b>		<b>294</b>	<b>10</b>
<i>Architecture &amp; Urban Planning</i>			25	5			25	5
<i>Building Technology</i>	62	1					62	1
<i>Chemical Engineering</i>			25	1			25	1
<i>Civil Engineering</i>			83	2	1		84	2
<i>Electrical Engineering</i>			54	1	2		56	1
<i>Mechanical Engineering</i>			42				42	
<b>Faculty of Veterinary Medicine</b>	<b>80</b>	<b>6</b>	<b>22</b>	<b>4</b>			<b>102</b>	<b>10</b>
<i>Veterinary Medicine</i>			22	4			22	4
<i>Animal Health</i>	80	6					80	6
<b>Institute of Language Studies</b>			<b>172</b>	<b>29</b>	<b>30</b>	<b>2</b>	<b>202</b>	<b>31</b>
<i>Ethiopian Language and Literature</i>			40	7			40	7
<i>Foreign Language and Literature</i>			100	19			100	19
<i>Linguistics</i>			18		1		19	
<i>Literature</i>					8		8	
<i>TEFL (6 Ph.D.)</i>					13		13	
<i>TEAM</i>					8	2	8	2
<i>Theatre Arts</i>			14	3			14	3
<b>Information Studies</b>	<b>25</b>	<b>8</b>	<b>33</b>	<b>7</b>	<b>14</b>	<b>2</b>	<b>72</b>	<b>17</b>
<i>Information Studies</i>					14	2	14	2
<i>Library Science</i>	25	8	33	7			58	15
<b>Demographic Training and Research Center</b>					<b>5</b>		<b>5</b>	
<i>Demography</i>					5		5	
<b>School of Pharmacy</b>			<b>31</b>				<b>31</b>	
<i>Pharmacy</i>			31				31	

University/Institute/College/Faculty Department	Diploma		Undergraduate Degree		Postgraduate Degree		Total	
	BS	F	BS	F	BS	F	BS	F
<b>DEBUB UNIVERSITY</b>	<b>286</b>	<b>85</b>	<b>309</b>	<b>34</b>			<b>595</b>	<b>119</b>
<b>Dilla College of Teacher Education and Health Science</b>	<b>145</b>	<b>45</b>	<b>175</b>	<b>24</b>			<b>320</b>	<b>69</b>
<b>Faculty of Health Science</b>	<b>145</b>	<b>45</b>	<b>33</b>	<b>4</b>			<b>178</b>	<b>49</b>
Public Health Nurse	39	18					39	18
Environmental Health	43	12					43	12
Laboratory Technician	30	6					30	6
Health Officer			33	4			33	4
Nurse	33	9					33	9
<b>Faculty of Education</b>			<b>142</b>	<b>20</b>			<b>142</b>	<b>20</b>
Chemistry			29	1			29	1
Biology			28	5			28	5
Mathematics			17				17	
Physics			9				9	
History			19	4			19	4
Geography			18	4			18	4
English			18	5			18	5
Amharic			4	1			4	1
<b>Awassa College of Agriculture</b>	<b>87</b>	<b>35</b>	<b>94</b>	<b>8</b>			<b>181</b>	<b>43</b>
Agricultural Engineering and Mechanisation	31	11	19				50	11
Animal Production and Range Land Management			32	3			32	3
Plant Production and Dryland Farming			43	5			43	5
Home Science and Technology	31	19					31	19
General Agriculture	25	5					25	5
<b>Wondo Genet College of Forestry</b>	<b>54</b>	<b>5</b>	<b>40</b>	<b>2</b>			<b>94</b>	<b>7</b>
<b>BAHIR DAR UNIVERSITY</b>			<b>165</b>	<b>8</b>			<b>165</b>	<b>8</b>
<b>Bahir Dar Teachers College</b>			<b>165</b>	<b>8</b>			<b>165</b>	<b>8</b>
Amharic			11	5			11	5
Biology			15				15	
Chemistry			17				17	
English			22	1			22	1
Geography			18				18	
History			16				16	
Mathematics			23				23	
Physics			18				18	
Pedagogical Science			25	2			25	2
<b>GONDER COLLEGE OF MEDICAL SCIENCE</b>	<b>197</b>	<b>42</b>	<b>96</b>	<b>10</b>			<b>293</b>	<b>52</b>
Clinical Nurse	31	7					31	7
Public Nurse	71	25					71	25
Medicine			53	2			53	2
Health Officer			43	8			43	8
Laboratory Technology	47	9					47	9
Sanitary Science	48	1					48	1
<b>ALEMAYA UNIVERSITY OF AGRICULTURE</b>	<b>111</b>	<b>19</b>	<b>473</b>	<b>47</b>	<b>24</b>	<b>1</b>	<b>608</b>	<b>67</b>
<b>Faculty of Agriculture</b>			<b>364</b>	<b>34</b>	<b>24</b>	<b>1</b>	<b>388</b>	<b>35</b>
Agricultural Economics			13		2		15	
Agricultural Engineering			43		2	1	45	1
Animal Sciences			42	6			42	6
Agricultural Extension			84	6			84	6
Plant Science			164	21			164	21
Mid-Career Agri. Extensionists			18	1			18	1
Agronomy					9		9	
Animal Production					6		6	
Crop Protection					2		2	
Horticulture					1		1	
Post Harvest Technology					2		2	
<b>Faculty of Health</b>	<b>111</b>	<b>19</b>	<b>37</b>	<b>6</b>			<b>148</b>	<b>25</b>
Environmental Health	31	1					31	1
Medical Laboratory Technology	42	7					42	7
Public Health Nurse	38	11					38	11
Public Health			37	6			37	6

University/Institute/College/Faculty Department	Diploma		Undergraduate Degree		Postgraduate Degree		Total	
	BS	F	BS	F	BS	F	BS	F
<b>Faculty of Education</b>			<b>72</b>	<b>7</b>			<b>72</b>	<b>7</b>
<i>Biology</i>			17	4			17	4
<i>Chemistry</i>			19				19	
<i>Mathematics</i>			20	3			20	3
<i>Physics</i>			16				16	
<b>AMBO COLLEGE OF AGRICULTURE</b>	<b>209</b>	<b>44</b>					<b>209</b>	<b>44</b>
<i>General Agriculture</i>	209	44					209	44
<b>JIMMA UNIVERSITY</b>	<b>392</b>	<b>93</b>	<b>152</b>	<b>16</b>			<b>544</b>	<b>109</b>
<b>JIMMA INSTITUTE OF HEALTH SCIENCE</b>	<b>177</b>	<b>49</b>	<b>152</b>	<b>16</b>			<b>329</b>	<b>65</b>
<i>Medicine</i>			42	3			42	3
<i>Post Basic Health Officer</i>			44	9			44	9
<i>Clinical Nurse</i>	34	8					34	8
<i>Public Nurse</i>	29	12	25	4			54	16
<i>Pharmacy</i>	43	13					43	13
<i>Laboratory Technology</i>	31	5	21				52	5
<i>Env't Health</i>	40	11	20				60	11
<b>JIMMA COLLEGE OF AGRICULTURE</b>	<b>215</b>	<b>44</b>					<b>215</b>	<b>44</b>
<i>General Agriculture</i>	151	32					151	32
<i>Plant Science</i>	39	4					39	4
<i>Animal Science</i>	25	8					25	8
<b>ADDIS ABABA COLLEGE OF COMMERCE</b>	<b>738</b>	<b>365</b>					<b>738</b>	<b>365</b>
<i>Accounting</i>	237	70					237	70
<i>Banking &amp; Finance</i>	130	39					130	39
<i>Marketing Management</i>	93	37					93	37
<i>Personnel Management</i>	32	22					32	22
<i>Purchasing and Supply Management</i>	100	51					100	51
<i>Secretarial Sc. &amp; Office Mgt. (Bi-lingual)</i>	127	127					127	127
<i>Secretarial Sc. &amp; Office Mgt. (Tri-Lingual)</i>	19	19					19	19
<b>KOTEBE COLLEGE OF TEACHER EDUCATION</b>			<b>19</b>				<b>19</b>	
<i>Ethiopian Language and Literature</i>			1				1	
<i>Mathematics</i>			2				2	
<i>Health and Physical Education</i>			16				16	
<b>ARBA MINCH WATER TECH. INSTITUTE</b>	<b>41</b>	<b>1</b>	<b>32</b>				<b>73</b>	<b>1</b>
<i>Irrigation Engineering</i>	19		15				34	
<i>Hydraulics Engineering</i>	22	1	17				39	1
<b>MAKELE UNIVERSITY</b>	<b>103</b>	<b>23</b>	<b>98</b>	<b>3</b>			<b>201</b>	<b>26</b>
<b>Makele University College</b>			<b>46</b>	<b>2</b>			<b>46</b>	<b>2</b>
<i>Soil and Water Conservation</i>			22	1			22	1
<i>Dryland Crop production</i>			15	1			15	1
<i>Animal and Range Science</i>			9				9	
<b>Makele Business College</b>	<b>103</b>	<b>23</b>	<b>52</b>	<b>1</b>			<b>155</b>	<b>24</b>
<i>Accounting</i>	42	5	24	1			66	6
<i>Banking &amp; Finance</i>	27	5					27	5
<i>Management</i>	22	3	12				34	3
<i>Economics</i>			16				16	
<i>Secretarial Science &amp; Office Management</i>	12	10					12	10
<b>NAZARETH TECHNICAL COLLEGE</b>	<b>154</b>	<b>4</b>	<b>99</b>	<b>14</b>			<b>253</b>	<b>18</b>
<i>Automotive Technology</i>	20		21	1			41	1
<i>Construction Technology</i>	31	1	27	6			58	7
<i>Drafting Technology</i>	32	1					32	1
<i>Drafting and Surveying</i>			18	3			18	3
<i>Electricity/Electronics Technology</i>	22	1	22	4			44	5
<i>Manufacturing Technology</i>	21		11				32	
<i>Surveying Technology</i>	28	1					28	1
<b>ETHIOPIAN CIVIL SERVICE COLLEGE</b>	<b>43</b>	<b>2</b>	<b>438</b>	<b>38</b>			<b>481</b>	<b>40</b>
<i>Accounting</i>			167	16			167	16
<i>Economics</i>			68	3			68	3
<i>Law</i>			203	19			203	19
<i>Municipal Engineering</i>	43	2					43	2

University/Institute/College/Faculty Department	Diploma		Undergraduate Degree		Postgraduate Degree		Total	
	BS	F	BS	F	BS	F	BS	F
<b>ABIY ADDI COLLEGE OF TEACHER EDUCATION*</b>								
<b>AWASSA COLLEGE OF TEACHER EDUCATION</b>	<b>329</b>	<b>34</b>					<b>329</b>	<b>34</b>
<i>English</i>	73	14					<b>73</b>	<b>14</b>
<i>Amharic</i>	24	9					<b>24</b>	<b>9</b>
<i>Mathematics</i>	66	4					<b>66</b>	<b>4</b>
<i>Physics</i>	29	1					<b>29</b>	<b>1</b>
<i>Biology</i>	39	3					<b>39</b>	<b>3</b>
<i>Geography</i>	40						<b>40</b>	
<i>History</i>	25	1					<b>25</b>	<b>1</b>
<i>Chemistry</i>	33	2					<b>33</b>	<b>2</b>
<b>GONDAR COLLEGE OF TEACHER EDUCATION</b>	<b>242</b>	<b>67</b>					<b>242</b>	<b>67</b>
<i>Amharic</i>	21	16					<b>21</b>	<b>16</b>
<i>English</i>	54	24					<b>54</b>	<b>24</b>
<i>Mathematics</i>	49	4					<b>49</b>	<b>4</b>
<i>Biology</i>	30	11					<b>30</b>	<b>11</b>
<i>Chemistry</i>	24	3					<b>24</b>	<b>3</b>
<i>Physics</i>	25	1					<b>25</b>	<b>1</b>
<i>Geography</i>	19	6					<b>19</b>	<b>6</b>
<i>History</i>	20	2					<b>20</b>	<b>2</b>
<b>JIMMA COLLEGE OF TEACHER EDUCATION</b>	<b>242</b>	<b>67</b>					<b>242</b>	<b>67</b>
<i>Oromigna</i>	39	11					<b>39</b>	<b>11</b>
<i>English</i>	37	10					<b>37</b>	<b>10</b>
<i>Amharic</i>	21	17					<b>21</b>	<b>17</b>
<i>Geography</i>	23	5					<b>23</b>	<b>5</b>
<i>History</i>	20	10					<b>20</b>	<b>10</b>
<i>Biology</i>	24	6					<b>24</b>	<b>6</b>
<i>Chemistry</i>	25	4					<b>25</b>	<b>4</b>
<i>Physics</i>	17	1					<b>17</b>	<b>1</b>
<i>Mathematics</i>	36	3					<b>36</b>	<b>3</b>
<b>KOTEBE COLLEGE OF TEACHER EDUCATION</b>	<b>232</b>	<b>80</b>					<b>232</b>	<b>80</b>
<i>English</i>	<b>36</b>	<b>22</b>					<b>36</b>	<b>22</b>
<i>Ethiopian languages and Literature</i>	<b>12</b>	<b>9</b>					<b>12</b>	<b>9</b>
<i>Geography</i>	36	4					<b>36</b>	<b>4</b>
<i>History</i>	36	11					<b>36</b>	<b>11</b>
<i>Health and Physical Education</i>	8	1					<b>8</b>	<b>1</b>
<i>Mathematics</i>	36	14					<b>36</b>	<b>14</b>
<i>Chemistry</i>	21	6					<b>21</b>	<b>6</b>
<i>Biology</i>	35	9					<b>35</b>	<b>9</b>
<i>Business Education</i>	5	1					<b>5</b>	<b>1</b>
<i>Physics</i>	7	3					<b>7</b>	<b>3</b>
<b>Grand Total</b>	<b>3647</b>	<b>960</b>	<b>3504</b>	<b>393</b>	<b>221</b>	<b>15</b>	<b>7372</b>	<b>1368</b>

\* Data not available

## **FULL-TIME ACADEMIC TEACHING STAFF**

### **Definition of Concepts**

#### **Academic Teaching Staff**

Employees of institutions of higher education engaged in lecturing at third-level institutions. Graduate assistants are also regarded as academic teaching staff.

#### **Full-time Academic Teaching Staff**

These include regular employees of institutions of higher education engaged full-time in teaching, including Deans, Directors, Assistant Deans, Department Heads and Graduate Assistants who have an academic unit and therefore, have some academic rank as home-base. In addition, lectures following graduate programmes are included as full-time teaching staff under the academic institution they served on part-time basis.

#### **Level of Education**

This indicates either the highest grade completed or the highest certificate or diploma held by an employee.

#### **Academic Rank**

A distinct academic position bestowed on lecturers in institution of higher education based on their years of service and achievements while in service, and level of education.

#### **Expatriate Teaching Staff**

These are lecturers who are foreign nationals.

Full time Ethiopian Teaching Staff by Institution,  
Department, Academic Level and Sex  
1999/2000 (1992 E.C.) Academic Year First Semester

University/Institute/College/Faculty Department	Diploma		Bachlor Degree		Masters Degree		M.D/D.V Degree		Doctorate Degree		Others		Total	
	BS	F	BS	F	BS	F	BS	F	BS	F	BS	F	BS	F
<b>ADDIS ABABA UNIVERSITY</b>	<b>2</b>		<b>131</b>	<b>15</b>	<b>360</b>	<b>20</b>	<b>24</b>	<b>1</b>	<b>273</b>	<b>8</b>			<b>790</b>	<b>44</b>
<b>College of Social Science</b>			<b>12</b>	<b>1</b>	<b>31</b>	<b>1</b>			<b>23</b>				<b>66</b>	<b>2</b>
<i>Geography</i>			2		5				6				13	
<i>History</i>			3		6				8				17	
<i>Philosophy</i>			4		4				2				10	
<i>Poli. Scie. &amp; Intrna.Relations</i>			1		8				3				12	
<i>Sociology &amp; Social Admin.</i>			2	1	8	1			4				14	2
<b>Faculty of Business &amp; Economics</b>			<b>18</b>	<b>5</b>	<b>36</b>				<b>12</b>				<b>66</b>	<b>5</b>
<i>Accounting</i>			7	1	8				1				16	1
<i>Economics</i>			3	1	19				8				30	1
<i>Management &amp; Public Adm.</i>			8	3	9				3				20	3
<b>Faculty of Education</b>			<b>8</b>	<b>1</b>	<b>37</b>				<b>17</b>	<b>1</b>			<b>62</b>	<b>2</b>
<i>Business Administration</i>			1		6								7	
<i>Curriculum &amp; Instruction</i>			3		12				4	1			19	1
<i>Educational Administration</i>			1		8				3				12	
<i>Educational Psychology</i>			3	1	3				8				14	1
<i>Technical Teachers Education</i>					8				2				10	
<b>Faculty of Law</b>			<b>8</b>		<b>4</b>				<b>1</b>				<b>13</b>	
<b>Faculty of Medicine</b>	<b>2</b>		<b>4</b>		<b>19</b>	<b>3</b>	<b>1</b>		<b>80</b>	<b>3</b>			<b>106</b>	<b>6</b>
<i>Anatomy</i>									4	1			4	1
<i>Anaesthesiology</i>									2				2	
<i>Biochemistry</i>					1				1				2	
<i>Community Health</i>					8		1		1				10	
<i>Internal Medicine</i>			1		2				18	1			21	1
<i>Microbiology and Parasitology</i>					3	2			2				5	2
<i>Obsterics &amp; Gynaecology</i>									8	1			8	1
<i>Ophthalmology</i>									4				4	
<i>Orthopaedics</i>									3				3	
<i>Paediatrics</i>									8				8	
<i>Pathology</i>					1				2				3	
<i>Pharmacology</i>									1				1	
<i>Physiology</i>									5				5	
<i>Psychiatry</i>									3				3	
<i>Radiology</i>									4				4	
<i>Surgery</i>									14				14	
<i>School of Medical lab. Technology</i>	2		3		4	1							9	1
<b>Faculty of Science</b>			<b>20</b>		<b>74</b>	<b>3</b>			<b>69</b>	<b>3</b>			<b>163</b>	<b>6</b>
<i>Biology</i>			3		6	1			26	1			35	2
<i>Chemistry</i>			3		12				11	1			26	1
<i>Geology &amp; Geophysics</i>			2		9				13				24	
<i>Mathematics</i>			5		28				8	1			41	1
<i>Physics</i>			5		8				5				18	
<i>Statistics</i>			2		10	2			3				15	2
<i>Geop hysical Observatory</i>					1				3				4	
<b>Faculty of Technology</b>			<b>29</b>	<b>4</b>	<b>41</b>	<b>1</b>			<b>32</b>				<b>102</b>	<b>5</b>
<i>Architecture &amp;Urban Planning</i>			2	1	12	1			1				15	2
<i>Building Technology</i>			4	1	2				2				8	1
<i>Chemical Engineering</i>			3		4				2				9	
<i>Civil Engineering</i>			3	1	11				10				24	1
<i>Electrical Engineering</i>			3	1	7				8				18	1
<i>Material Research &amp; Testing Department</i>			6						2				8	
<i>Mechanical Engineering</i>			8		5				7				20	
<b>Faculty of Veterinary Medicine</b>					<b>19</b>		<b>21</b>	<b>1</b>	<b>7</b>				<b>47</b>	<b>1</b>
<i>Anatomy &amp; Embryology</i>							5						5	
<i>Basic Science</i>					3								3	
<i>Clinical Studies</i>					3		6	1	1				10	1
<i>Microbiology,Infection desessie &amp; Vet.pub. Health</i>					4		2		2				8	
<i>Pathology &amp; Parasitology</i>					3		3		3				9	
<i>Physiology</i>					2		3		1				6	
<i>Zootechnology</i>					4		2						6	
<b>Institute of Language Studies</b>			<b>5</b>	<b>1</b>	<b>37</b>	<b>5</b>			<b>15</b>				<b>57</b>	<b>6</b>
<i>Ethiopian Language and Literature</i>			1		8	1			3				12	1
<i>Foreign Language and Literature</i>			2	1	18	2			10				30	3
<i>Linguistics</i>					6	2			2				8	2
<i>Theatre Arts</i>			2		5								7	

University/Institute/College/Faculty Department	Diploma		Bachelor Degree		Masters Degree		M.D/D.V Degree		Doctorate Degree		Others		Total	
	BS	F	BS	F	BS	F	BS	F	BS	F	BS	F	BS	F
<b>School of Information Science for Africa</b>			2	1	2	1							4	2
<b>School of Graduate Studies</b>					8	1							8	1
<b>School of Pharmacy</b>			6		3				3				12	
<b>Physical Education &amp; Sports</b>					9				2				11	
<b>Institute of Development Research</b>					3				4				7	
<b>Demographic Training and Research Center</b>					4								4	
<b>Centre for Res. Tr. and Infor. for Women Dev. (CERTWID)</b>					4	4			1	1			5	5
<b>Institute of Educational Research</b>			1		6	1			2				9	1
<b>Institute of Ethiopian Studies</b>			2		6				2				10	
<b>Institute of Patobiology (IPB)</b>			1		9		2		2				14	
<b>University Library</b>			15	2	8				1				24	2
<b>DEBUB UNIVERSITY</b>	50	8	69	5	78	4	8		4		13		222	17
<b>Awassa College of Agriculture</b>	16	1	21	2	23	2	1		2				63	5
<i>Agricultural Eng. &amp; Mechan.</i>	6		11	1	8		1						26	1
<i>Basic Science</i>	5		9		13				2				29	
<i>Home Science &amp; Technology</i>	5	1	1	1	2	2							8	4
<b>Wondo Genet College of Forestry</b>	7	1	6	2	18	1	4						35	4
<i>Basic Science</i>	2	1	2		6								10	1
<i>Silviculture &amp; Extension</i>	2		2	2	7	1	1						12	3
<i>Forestry management &amp; utilization</i>	3		2		5		3						13	
<b>Dilla Teacher Education and Health Sciences College</b>	27	6	42	1	37	1	3		2		13		124	8
<b>Faculty of Education</b>	9	2	33	1	35	1	1		1				79	4
<i>Amharic</i>			3		4	1							7	1
<i>Biology</i>	3	1	4	1	5								12	2
<i>Chemistry</i>	3		3		4				1				11	
<i>English</i>			7		1								8	
<i>Geography</i>	1	1	2		4								7	1
<i>History</i>			6		2								8	
<i>Mathematics</i>			3		5								8	
<i>Pedagogy</i>					6		1						7	
<i>Physical Education</i>			2		1								3	
<i>Physics</i>	2		3		3								8	
<b>Faculty of Health Sciences</b>	18	4	9		2		2		1		13		45	4
<i>Health Officer</i>			1		1						13		15	
<i>Environmental Health</i>	5		3										8	
<i>Laboratory Technology</i>	4												4	
<i>Public Health Nursing</i>	9	4	3										12	4
<i>Biomedical &amp; Behavioural Science</i>			2		1		2		1				6	
<b>BAHIR DAR UNIVERSITY</b>	24		18		74				10				126	
<b>Bahir Dar Teachers College</b>	6		10		47				7				70	
<i>Business</i>			4										4	
<i>Amaharic</i>					5								5	
<i>Biology</i>	1		2		1				2				6	
<i>Chemistry</i>	2				4								6	
<i>English</i>			1		8				1				10	
<i>Geography</i>					4				1				5	
<i>History</i>					4				2				6	
<i>Mathematics</i>			2		7				1				10	
<i>Pedagogy</i>			1		8								9	
<i>Physics</i>	2				5								7	
<i>Physical Edu.</i>	1				1								2	
<b>Bahir Dar Polytechnic Institute</b>	18		8		27				3				56	
<i>Textile Engineering</i>	4				2				1				7	
<i>Civil Engineering</i>	3		2		1								6	
<i>Electrical Engineering</i>	3		2		6				1				12	
<i>Chemical Engineering</i>	3		1		6								10	
<i>Mechanical Engineering</i>	5				7				1				13	
<i>Social, Applied and Natural Science</i>			3		5								8	



University/Institute/College/Faculty Department	Diploma		Bachelor Degree		Masters Degree		M.D/D.V Degree		Doctorate Degree		Others		Total	
	BS	F	BS	F	BS	F	BS	F	BS	F	BS	F	BS	F
<b>GONDER COLLEGE OF MEDICAL SCIENCE*</b>	<b>14</b>	<b>4</b>	<b>9</b>		<b>9</b>		<b>50</b>	<b>2</b>	<b>6</b>	<b>1</b>			<b>88</b>	<b>7</b>
Anatomy							1		2	1			3	1
Basic and Social Sciences					2				1				3	
Biochemistry							1						1	
Community Health					2		5		1				8	
Environmental Health	3		3				2						8	
Gyn. Ob.							8						8	
Int. Medicine							8						8	
Microbiology			2		1		1						4	
Nursing	3	2	2		3								8	2
Pediatrics							8						8	
Pharmacology			1				1		1				3	
Physiology							2		1				3	
Pathology							2						2	
Radiology							1	1					1	1
Ophthalmology							3	1					3	1
Surgery							7						7	
Physical Education			1		1								2	
Midwifery	2	1											2	1
Laboratory Technology	6	1											6	1
<b>ALEMAYA UNIVERSITY OF AGRICULTURE*</b>	<b>7</b>	<b>2</b>	<b>20</b>	<b>1</b>	<b>93</b>		<b>5</b>		<b>20</b>				<b>145</b>	<b>3</b>
Agricultural Economics			3	1	9				4				16	1
Agricultural Engineering					12				3				15	
Agricultural Extension					10								10	
Animal Science			3		10		1						14	
Plant Science					18				9				27	
Biology					7				1				8	
Chemistry			2		5				2				9	
English			5		3								8	
Mathematics			2		4								6	
Physics					5								5	
Social Science					7								7	
Physical Education			1		2								3	
Environmental Health	1		2										3	
Medical Laboratory	1		1		1								3	
Public Health							4		1				5	
Nursing	5	2	1										6	2
<b>AMBO COLLEGE OF AGRICULTURE</b>	<b>15</b>	<b>1</b>	<b>4</b>		<b>13</b>		<b>2</b>				<b>1</b>		<b>35</b>	<b>1</b>
Basic Science	3		1		2								6	
Plant Science	4	1	1		3								8	1
Animal Science	3				3						1		7	
Agricultural Engineering	4		2		2		1						9	
Agricultural Economics & Extension	1				3		1						5	
<b>ADDIS ABABA COLLEGE OF COMMERCE</b>	<b>4</b>	<b>1</b>	<b>31</b>	<b>5</b>	<b>40</b>	<b>4</b>			<b>1</b>		<b>1</b>		<b>77</b>	<b>10</b>
Accounting			8	2	7								15	2
Banking & Finance			2		6								8	
Secretarial Sc. & Office Mgt.	2	1	12	3									14	4
Purchasing & Supply Management			7		4								11	
Common Course	2		2		23	4			1		1		29	4
<b>KOTEBE COLLEGE OF TEACHER EDUCATION</b>	<b>12</b>	<b>3</b>	<b>7</b>		<b>63</b>	<b>3</b>	<b>5</b>						<b>87</b>	<b>6</b>
Biology	3	1			7								10	1
Business Education														
Chemistry	3		1		4		1						9	
Ethiopian Language			2		3	1							5	1
Geography			2		7								9	
Health and Physical Education			1		4		2						7	
History					3		1						4	
Home Economics	2	2											2	2
Mathematics			1		8								9	
Physics	2				5								7	
P.E.C.					4	1							4	1
Pedagogical Science					10	1							10	1
English					8		1						9	
Others	2												2	

University/Institute/College/Faculty Department	Diploma		Bachlor Degree		Masters Degree		M.D/D.V Degree		Doctorate Degree		Others		Total	
	BS	F	BS	F	BS	F	BS	F	BS	F	BS	F	BS	F
<b>ARBA MINCH WATER TECH. INSTITUTE</b>			<b>10</b>	<b>1</b>	<b>37</b>	<b>1</b>							<b>47</b>	<b>2</b>
<i>Basic Science</i>			4	1	12	1							16	2
<i>Civil Engineering</i>			1		3								4	
<i>Electrical Engineering</i>					3								3	
<i>Environmental Engineering</i>					7								7	
<i>Hydraulic Engineering</i>					7								7	
<i>Irrigation Engineering</i>			4		1								5	
<i>Mechanical Engineering</i>			1		4								5	
<b>JIMMA UNIVERSITY</b>	<b>45</b>	<b>5</b>	<b>89</b>	<b>2</b>	<b>112</b>	<b>1</b>	<b>1</b>	<b>3</b>			<b>35</b>	<b>1</b>	<b>285</b>	<b>9</b>
<b>Jimma Institute of Health Sciences</b>	<b>30</b>	<b>4</b>	<b>77</b>	<b>2</b>	<b>89</b>			<b>3</b>			<b>35</b>	<b>1</b>	<b>234</b>	<b>7</b>
<i>Clinical Department</i>	1				21						21	1	43	1
<i>Pre-Clinical Department</i>	7	1	4		17						6		34	1
<i>Community Health programme</i>			4		16			1			8		29	
<i>Basic Science Programme</i>	7	1	11		19								37	1
<i>Nursing School</i>	4	2	16	2	4								24	4
<i>Pharmacy School</i>			7		1								8	
<i>Lab. Technology School</i>	3		9		4								16	
<i>Environmental Health</i>	5		8		4								17	
<i>Technology Faculty</i>	3		10										13	
<i>Business Faculty</i>			8		3			2					13	
<b>Jimma College of Agriculture*</b>	<b>15</b>	<b>1</b>	<b>12</b>		<b>23</b>	<b>1</b>	<b>1</b>						<b>51</b>	<b>2</b>
<i>Jimma College of Agriculture</i>	15	1	12		23	1	1						51	2
<b>MAKELE UNIVERSITY</b>	<b>10</b>	<b>2</b>	<b>39</b>	<b>2</b>	<b>43</b>	<b>1</b>		<b>3</b>			<b>1</b>		<b>96</b>	<b>5</b>
<b>MAKELE UNIVERSITY COLLEGE</b>	<b>8</b>	<b>1</b>	<b>22</b>	<b>1</b>	<b>29</b>			<b>3</b>					<b>62</b>	<b>2</b>
<i>Civil Engineering</i>	2		4		1								7	
<i>Division of Natural and Social Sciences</i>	1		8		10								19	
<i>Industrial Engineering</i>	1		4		2								7	
<i>Mining Geology</i>			3		2			1					6	
<i>Animal &amp; Range Science</i>	1				3			1					5	
<i>Dry land crop Science</i>	1	1			4								5	1
<i>Soil and water conservance</i>	2		3	1	7			1					13	1
<b>MAKELE BUSINESS COLLEGE</b>	<b>2</b>	<b>1</b>	<b>17</b>	<b>1</b>	<b>14</b>	<b>1</b>					<b>1</b>		<b>34</b>	<b>3</b>
<i>Accounting</i>			6	1	1								7	1
<i>Economics</i>			4		4	1							8	1
<i>Management</i>			1		2								3	
<i>Secretarial Science and Office Management</i>	2	1	3										5	1
<i>Natural and social Sciences Coordination Unit</i>			3		7						1		11	
<b>NAZARETH TECHNICAL COLLEGE</b>	<b>30</b>	<b>1</b>	<b>40</b>	<b>2</b>	<b>33</b>			<b>1</b>					<b>104</b>	<b>3</b>
<i>Automotive Technology</i>	4		3		3								10	
<i>Construction Technology</i>	3		6	1	4								13	1
<i>Drafting Technology</i>	8	1	8		2								18	1
<i>Electricity/Electronics Technology</i>	5		3		6								14	
<i>Manufacturing Technology</i>	4		3		5								12	
<i>Applied and Natural Science</i>	3		12		3								18	
<i>Surveying Technology</i>	1		2		2								5	
<i>Language and Social Science .</i>	1		3	1	3								7	1
<i>Technical Teachers Education</i>	1				5			1					7	
<b>ETHIOPIAN CIVIL SERVICE COLLEGE</b>	<b>10</b>	<b>5</b>	<b>52</b>	<b>3</b>	<b>46</b>	<b>3</b>		<b>2</b>			<b>1</b>		<b>111</b>	<b>11</b>
<i>Faculty of Law</i>			19		3								22	
<i>Accounting</i>			10		2								12	
<i>Economics</i>			7	2	12	1							19	3
<i>Development Administration</i>			2		5			1					8	
<i>Technology Faculty</i>	1		6		7			1		1			16	
<i>English</i>			1		10	1							11	1
<i>Computer Science</i>			3	1	1								4	1
<i>Continuing and Distance Education</i>			1		4								5	
<i>Library</i>	9	5	3		2	1							14	6
<b>Grand Total</b>	<b>223</b>	<b>32</b>	<b>519</b>	<b>36</b>	<b>1001</b>	<b>37</b>	<b>95</b>	<b>3</b>	<b>323</b>	<b>9</b>	<b>52</b>	<b>1</b>	<b>2213</b>	<b>118</b>

#### Non-Government Institutions

University/Institute/College/Faculty Department	Diploma		Bachlor Degree		Masters Degree		M.D/D.V Degree		Doctorate Degree		Others		Total	
	BS	F	BS	F	BS	F	BS	F	BS	F	BS	F	BS	F
<b>UNITY COLLEGE</b>			<b>56</b>	<b>7</b>	<b>27</b>	<b>3</b>			<b>11</b>				<b>94</b>	<b>10</b>
<b>ETHIOPIAN ADVENTIST COLLEGE</b>	<b>1</b>		<b>3</b>		<b>5</b>	<b>2</b>			<b>1</b>				<b>10</b>	<b>2</b>
<b>AGRO-TECHNICAL TRAINING COLLEGE</b>	<b>12</b>		<b>9</b>		<b>3</b>				<b>1</b>		<b>2</b>		<b>27</b>	
<b>Grand Total</b>	<b>13</b>		<b>68</b>	<b>7</b>	<b>35</b>	<b>5</b>			<b>13</b>		<b>2</b>		<b>131</b>	<b>12</b>

\* 1991 E.C. Data

Full time Expatriate Teaching Staff by Institution,  
Department, Academic Level and Sex  
1999/2000 (1992 E.C.) Academic Year First Semester

University/Institute/College/Faculty Department	Diploma		Bachelor Degree		Masters Degree		M.D/D.V Degree		Doctorate Degree		Others		Total	
	BS	F	BS	F	BS	F	BS	F	BS	F	BS	F	BS	F
<b>ADDIS ABABA UNIVERSITY</b>			<b>1</b>		<b>3</b>	<b>1</b>	<b>4</b>		<b>36</b>	<b>1</b>			<b>44</b>	<b>2</b>
<b>College of Social Science</b>					<b>2</b>	<b>1</b>			<b>6</b>				<b>8</b>	<b>1</b>
<i>Geography</i>					1	1			2				3	1
<i>History</i>					1								1	
<i>Philosophy</i>									2				2	
<i>Sociology &amp; Social Adm.</i>									2				2	
<b>Faculty of Business &amp; Economics</b>			<b>1</b>						<b>1</b>				<b>2</b>	
<i>Accounting</i>			1										1	
<i>Management &amp; Public Adm.</i>									1				1	
<b>Faculty of Education</b>									<b>1</b>				<b>1</b>	
<i>Curriculum &amp; Instruction</i>									1				1	
<b>Faculty of Medicine</b>							<b>3</b>		<b>6</b>	<b>1</b>			<b>9</b>	<b>1</b>
<i>Anatomy</i>									2				2	
<i>Biochemistry</i>									1				1	
<i>Community Health</i>							1		1	1			2	1
<i>Pathology</i>									1				1	
<i>Pharmacology</i>									1				1	
<i>Physiology</i>							1						1	
<i>Surgery</i>							1						1	
<b>Faculty of Science</b>									<b>15</b>				<b>15</b>	
<i>Biology</i>									1				1	
<i>Chemistry</i>									5				5	
<i>Mathematics</i>									3				3	
<i>Physics</i>									6				6	
<b>Faculty of Technology</b>									<b>5</b>				<b>5</b>	
<i>Civil Engineering</i>									2				2	
<i>Electrical Engineering</i>									3				3	
<b>Institute of Language Studies</b>					<b>1</b>								<b>1</b>	
<i>Foreign Language and Literature</i>					1								1	
<b>School of Pharmacy</b>							<b>1</b>		<b>1</b>				<b>2</b>	
<b>Institute of Ethiopian Studies</b>									<b>1</b>				<b>1</b>	
<b>Institute of Patobiology (IPB)</b>														
<b>University Library</b>														
<b>DEBUB UNIVERSITY</b>			<b>1</b>	<b>1</b>	<b>5</b>	<b>3</b>	<b>1</b>	<b>1</b>	<b>6</b>				<b>13</b>	<b>5</b>
<b>Awassa College of Agriculture</b>					<b>2</b>	<b>2</b>							<b>2</b>	<b>2</b>
<i>Home Science &amp; Technology</i>					2	2							2	2
<b>Wondo Genet College of Forestry</b>			<b>1</b>	<b>1</b>	<b>3</b>	<b>1</b>	<b>1</b>	<b>1</b>					<b>5</b>	<b>3</b>
<i>Basic Science</i>			1	1	1	1							2	2
<i>Silviculture &amp; Extension</i>					1		1	1					2	1
<i>Forestry management &amp; utilization</i>					1								1	
<b>Dilla Teacher Education and Health Sciences College</b>									<b>6</b>				<b>6</b>	
<b>Faculty of Education</b>									<b>5</b>				<b>5</b>	
<i>Biology</i>									1				1	
<i>Chemistry</i>									1				1	
<i>English</i>									1				1	
<i>Pedagogy</i>									1				1	
<i>Physics</i>									1				1	
<b>Faculty of Health Sciences</b>									<b>1</b>				<b>1</b>	
<i>Biomedical &amp; Behavioural Science</i>									1				1	
<b>BAHIR DAR UNIVERSITY</b>			<b>1</b>	<b>1</b>	<b>4</b>	<b>1</b>			<b>7</b>	<b>1</b>			<b>12</b>	<b>3</b>
<b>Bahir Dar Teachers College</b>			<b>1</b>	<b>1</b>	<b>1</b>				<b>3</b>	<b>1</b>			<b>5</b>	<b>2</b>
<i>Chemistry</i>									2				2	
<i>English</i>			1	1									1	1
<i>Mathematics</i>									1	1			1	1
<i>Physics</i>					1								1	
<b>Bahir Dar Polytechnic Institute</b>					<b>3</b>	<b>1</b>			<b>4</b>				<b>7</b>	<b>1</b>
<i>Textile Engineering</i>					1								1	
<i>Civil Engineering</i>					1				1				2	
<i>Electrical Engineering</i>									1				1	
<i>Chemical Engineering</i>									1				1	
<i>Social, Applied and Natural Science</i>					1	1			1				2	1

University/Institute/College/Faculty Department	Diploma		Bachlor Degree		Masters Degree		M.D/D.V Degree		Doctorate Degree		Others		Total	
	BS	F	BS	F	BS	F	BS	F	BS	F	BS	F	BS	F
<b>GONDER COLLEGE OF MEDICAL SCIENCE*</b>									<b>1</b>				<b>1</b>	
<i>Pathology</i>									1				1	
<b>ALEMAYA UNIVERSITY OF AGRICULTURE*</b>					<b>5</b>	<b>2</b>			<b>12</b>				<b>17</b>	<b>2</b>
<i>Agricultural Economics</i>									2				2	
<i>Agricultural Extension</i>					1				1				2	
<i>Animal Science</i>					1				2				3	
<i>Plant Science</i>									3				3	
<i>English</i>					1								1	
<i>Physics</i>									1				1	
<i>Public Health</i>									3				3	
<i>Nursing</i>					2	2							2	2
<b>AMBO COLLEGE OF AGRICULTURE</b>					<b>2</b>	<b>1</b>							<b>2</b>	<b>1</b>
<i>Basic Science</i>					1	1							1	1
<i>Agricultural Economics &amp; Extension</i>					1								1	
<b>ADDIS ABABA COLLEGE OF COMMERCE</b>					<b>1</b>								<b>1</b>	
<i>Secretarial Sc. &amp; Office Mgt.</i>					1								1	
<b>ARBA MINCH WATER TECH. INSTITUTE</b>					<b>2</b>				<b>8</b>	<b>1</b>			<b>10</b>	<b>1</b>
<i>Basic Science</i>									1	1			1	1
<i>Civil Engineering</i>					2				1				3	
<i>Electrical Engineering</i>									1				1	
<i>Hydraulic Engineering</i>									3				3	
<i>Irrigation Engineering</i>									1				1	
<i>Mechanical Engineering</i>									1				1	
<b>JIMMA UNIVERSITY</b>					<b>6</b>				<b>9</b>				<b>15</b>	
<b>Jimma Institute of Health Sciences</b>					<b>6</b>				<b>9</b>				<b>15</b>	
<i>Pre-Clinical Department</i>									6				6	
<i>Technology Faculty</i>					4				3				7	
<i>Business Faculty</i>					2								2	
<b>MAKELE UNIVERSITY</b>					<b>3</b>	<b>1</b>		<b>1</b>	<b>1</b>	<b>10</b>			<b>14</b>	<b>2</b>
<b>MAKELE UNIVERSITY COLLEGE</b>					<b>2</b>	<b>1</b>			<b>4</b>				<b>6</b>	<b>1</b>
<i>Civil Engineering</i>									2				2	
<i>Division of Natural and Social Sciences</i>					1	1							1	1
<i>Industrial Engineering</i>					1				1				2	
<i>Mining Geology</i>									1				1	
<b>MAKELE BUSINESS COLLEGE</b>					<b>1</b>			<b>1</b>	<b>1</b>	<b>6</b>			<b>8</b>	<b>1</b>
<i>Accounting</i>					1				2				3	
<i>Economics</i>									2				2	
<i>Management</i>									2				2	
<i>Natural and social Sciences Coordination Unit</i>								1	1				1	1
<b>NAZARETH TECHNICAL COLLEGE</b>	<b>1</b>		<b>1</b>		<b>1</b>							<b>2</b>	<b>5</b>	
<i>Automotive Technology</i>	1		1										2	
<i>Electricity/Electronics Technology</i>					1							1	2	
<i>Manufacturing Technology</i>												1	1	
<b>ETHIOPIAN CIVIL SERVICE COLLEGE</b>					<b>4</b>	<b>2</b>			<b>6</b>				<b>10</b>	<b>2</b>
<i>Faculty of Law</i>									1				1	
<i>Accounting</i>					3	1							3	1
<i>Economics</i>									2				2	
<i>Development Administration</i>									2				2	
<i>English</i>					1	1			1				2	1
<b>Grand Total</b>	<b>1</b>		<b>5</b>	<b>2</b>	<b>35</b>	<b>11</b>		<b>6</b>	<b>2</b>	<b>95</b>	<b>3</b>	<b>2</b>	<b>144</b>	<b>18</b>

#### Non-Government Institutions

University/Institute/College/Faculty Department	Diploma		Bachlor Degree		Masters Degree		M.D/D.V Degree		Doctorate Degree		Others		Total	
	BS	F	BS	F	BS	F	BS	F	BS	F	BS	F	BS	F
<b>UNITY COLLEGE</b>			<b>1</b>	<b>1</b>	<b>1</b>	<b>1</b>							<b>2</b>	<b>2</b>
<b>ETHIOPIAN ADVENTIST COLLEGE</b>			<b>1</b>		<b>4</b>	<b>2</b>			<b>1</b>				<b>6</b>	<b>2</b>
<b>AGRO-TECHNICAL TRAINING COLLEGE</b>	<b>1</b>												<b>1</b>	
<b>Grand Total</b>	<b>1</b>		<b>2</b>	<b>1</b>	<b>5</b>	<b>3</b>			<b>1</b>				<b>9</b>	<b>4</b>

\* 1991 E.C. Data

Full time Teaching Staff by Institution,  
Department, Academic Level and Sex  
1999/2000 (1992 E.C.) Academic Year First Semester

University/Institute/College/Faculty Department	Diploma		Bachlor Degree		Masters Degree		M.D/D.V Degree		Doctorate Degree		Others		Total	
	BS	F	BS	F	BS	F	BS	F	BS	F	BS	F	BS	F
<b>ADDIS ABABA UNIVERSITY</b>	<b>2</b>		<b>132</b>	<b>15</b>	<b>363</b>	<b>21</b>	<b>28</b>	<b>1</b>	<b>309</b>	<b>9</b>			<b>834</b>	<b>46</b>
<b>College of Social Science</b>			<b>12</b>	<b>1</b>	<b>33</b>	<b>2</b>			<b>29</b>				<b>74</b>	<b>3</b>
<i>Geography</i>			2		6	1			8				16	1
<i>History</i>			3		7				8				18	
<i>Philosophy</i>			4		4				4				12	
<i>Poli. Scie. &amp; Intrna.Relations</i>			1		8				3				12	
<i>Sociology &amp; Social Adm.</i>			2	1	8	1			6				16	2
<b>Faculty of Business &amp; Economics</b>			<b>19</b>	<b>5</b>	<b>36</b>				<b>13</b>				<b>68</b>	<b>5</b>
<i>Accounting</i>			8	1	8				1				17	1
<i>Economics</i>			3	1	19				8				30	1
<i>Management &amp; Public Adm.</i>			8	3	9				4				21	3
<b>Faculty of Education</b>			<b>8</b>	<b>1</b>	<b>37</b>				<b>18</b>	<b>1</b>			<b>63</b>	<b>2</b>
<i>Business Administration</i>			1		6								7	
<i>Curriculum &amp; Instruction</i>			3		12				5	1			20	1
<i>Educational Administration</i>			1		8				3				12	
<i>Educational Psychology</i>			3	1	3				8				14	1
<i>Technical Teachers Education</i>					8				2				10	
<b>Faculty of Law</b>			<b>8</b>		<b>4</b>				<b>1</b>				<b>13</b>	
<b>Faculty of Medicine</b>	<b>2</b>		<b>4</b>		<b>19</b>	<b>3</b>	<b>4</b>		<b>86</b>	<b>4</b>			<b>115</b>	<b>7</b>
<i>Anatomy</i>									6	1			6	1
<i>Anaesthesiology</i>									2				2	
<i>Biochemistry</i>					1				2				3	
<i>Community Health</i>					8		2		2	1			12	1
<i>Internal Medicine</i>			1		2				18	1			21	1
<i>Microbiology and Parasitology</i>					3	2			2				5	2
<i>Obsterics &amp; Gynaecology</i>									8	1			8	1
<i>Ophthalmology</i>									4				4	
<i>Orthopaedics</i>									3				3	
<i>Paediatrics</i>									8				8	
<i>Pathology</i>					1				3				4	
<i>Pharmacology</i>									2				2	
<i>Physiology</i>							1		5				6	
<i>Psychiatry</i>									3				3	
<i>Radiology</i>									4				4	
<i>Surgery</i>							1		14				15	
<i>School of Medical lab. Technology</i>	2		3		4	1							9	1
<b>Faculty of Science</b>			<b>20</b>		<b>74</b>	<b>3</b>			<b>84</b>	<b>3</b>			<b>178</b>	<b>6</b>
<i>Biology</i>			3		6	1			27	1			36	2
<i>Chemistry</i>			3		12				16	1			31	1
<i>Geology &amp; Geophysics</i>			2		9				13				24	
<i>Mathematics</i>			5		28				11	1			44	1
<i>Physics</i>			5		8				11				24	
<i>Statistics</i>			2		10	2			3				15	2
<i>Geop hysical Observatory</i>					1				3				4	
<b>Faculty of Technology</b>			<b>29</b>	<b>4</b>	<b>41</b>	<b>1</b>			<b>37</b>				<b>107</b>	<b>5</b>
<i>Architecture &amp; Urban Planning</i>			2	1	12	1			1				15	2
<i>Building Technology</i>			4	1	2				2				8	1
<i>Chemical Engineering</i>			3		4				2				9	
<i>Civil Engineering</i>			3	1	11				12				26	1
<i>Electrical Engineering</i>			3	1	7				11				21	1
<i>Material Research &amp; Testing Department</i>			6						2				8	
<i>Mechanical Engineering</i>			8		5				7				20	
<b>Faculty of Veterinary Medicine</b>					<b>19</b>		<b>21</b>	<b>1</b>	<b>7</b>				<b>47</b>	<b>1</b>
<i>Anatomy &amp; Embryology</i>							5						5	
<i>Basic Science</i>					3								3	
<i>Clinical Studies</i>					3		6	1	1				10	1
<i>Microbiology,Infection desessie &amp; Vet.pub. Health</i>					4		2		2				8	
<i>Pathology &amp; Parasitology</i>					3		3		3				9	
<i>Physiology</i>					2		3		1				6	
<i>Zootechnology</i>					4		2						6	

University/Institute/College/Faculty Department	Diploma		Bachelor Degree		Masters Degree		M.D/D.V Degree		Doctorate Degree		Others		Total	
	BS	F	BS	F	BS	F	BS	F	BS	F	BS	F	BS	F
<b>Institute of Language Studies</b>			5	1	38	5			15				58	6
<i>Ethiopian Language and Literature</i>			1		8	1			3				12	1
<i>Foreign Language and Literature</i>			2	1	19	2			10				31	3
<i>Linguistics</i>					6	2			2				8	2
<i>Theatre Arts</i>			2		5								7	
<b>School of Information Science for Africa</b>			2	1	2	1							4	2
<b>School of Graduate Studies</b>					8	1							8	1
<b>School of Pharmacy</b>			6		3		1		4				14	
<b>Physical Education &amp; Sports</b>					9				2				11	
<b>Institute of Development Research</b>					3				4				7	
<b>Demographic Training and Research Center</b>					4								4	
<b>Centre for Res. Tr. and Infor. for Women Dev. (CERTW)</b>					4	4			1	1			5	5
<b>Institute of Educational Research</b>			1		6	1			2				9	1
<b>Institute of Ethiopian Studies</b>			2		6				3				11	
<b>Institute of Patobiology (IPB)</b>			1		9		2		2				14	
<b>University Library</b>			15	2	8				1				24	2
<b>DEBUB UNIVERSITY</b>	50	8	70	6	83	7	9	1	10		13		235	22
<b>Awassa College of Agriculture</b>	16	1	21	2	25	4	1		2				65	7
<i>Agricultural Eng. &amp; Mechan.</i>	6		11	1	8		1						26	1
<i>Basic Science</i>	5		9		13				2				29	
<i>Home Science &amp; Technology</i>	5	1	1	1	4	4							10	6
<b>Wondo Genet College of Forestry</b>	7	1	7	3	21	2	5	1					40	7
<i>Basic Science</i>	2	1	3	1	7	1							12	3
<i>Silviculture &amp; Extension</i>	2		2	2	8	1	2	1					14	4
<i>Forestry management &amp; utilization</i>	3		2		6		3						14	
<b>Dilla Teacher Education and Health Sciences College</b>	27	6	42	1	37	1	3		8		13		130	8
<b>Faculty of Education</b>	9	2	33	1	35	1	1		6				84	4
<i>Amharic</i>			3		4	1							7	1
<i>Biology</i>	3	1	4	1	5				1				13	2
<i>Chemistry</i>	3		3		4				2				12	
<i>English</i>			7		1				1				9	
<i>Geography</i>	1	1	2		4								7	1
<i>History</i>			6		2								8	
<i>Mathematics</i>			3		5								8	
<i>Pedagogy</i>					6		1		1				8	
<i>Physical Education</i>			2		1								3	
<i>Physics</i>	2		3		3				1				9	
<b>Faculty of Health Sciences</b>	18	4	9		2		2		2		13		46	4
<i>Health Officer</i>			1		1						13		15	
<i>Environmental Health</i>	5		3										8	
<i>Laboratory Technology</i>	4												4	
<i>Public Health Nursing</i>	9	4	3										12	4
<i>Biomedical &amp; Behavioural Science</i>			2		1		2		2				7	
<b>BAHIR DAR UNIVERSITY</b>	24		19	1	78	1			17	1			138	3
<b>Bahir Dar Teachers College</b>	6		11	1	48				10	1			75	2
<i>Business</i>			4										4	
<i>Amaharic</i>					5								5	
<i>Biology</i>	1		2		1				2				6	
<i>Chemistry</i>	2				4				2				8	
<i>English</i>			2	1	8				1				11	1
<i>Geography</i>					4				1				5	
<i>History</i>					4				2				6	
<i>Mathematics</i>			2		7				2	1			11	1
<i>Pedagogy</i>			1		8								9	
<i>Physics</i>	2				6								8	
<i>Physical Edu.</i>	1				1								2	
<b>Bahir Dar Polytechnic Institute</b>	18		8		30	1			7				63	1
<i>Textile Engineering</i>	4				3				1				8	
<i>Civil Engineering</i>	3		2		2				1				8	
<i>Electrical Engineering</i>	3		2		6				2				13	
<i>Chemical Engineering</i>	3		1		6				1				11	
<i>Mechanical Engineering</i>	5				7				1				13	
<i>Social, Applied and Natural Science</i>			3		6	1			1				10	1

University/Institute/College/Faculty Department	Diploma		Bachelor Degree		Masters Degree		M.D/D.V Degree		Doctorate Degree		Others		Total	
	BS	F	BS	F	BS	F	BS	F	BS	F	BS	F	BS	F
<b>GONDER COLLEGE OF MEDICAL SCIENCE*</b>	<b>14</b>	<b>4</b>	<b>9</b>		<b>9</b>		<b>50</b>	<b>2</b>	<b>7</b>	<b>1</b>			<b>89</b>	<b>7</b>
Anatomy							1		2	1			3	1
Basic and Social Sciences					2				1				3	
Biochemistry							1						1	
Community Health					2		5		1				8	
Environmental Health	3		3				2						8	
Gyn. Ob.							8						8	
Int. Medicine							8						8	
Microbiology			2		1		1						4	
Nursing	3	2	2		3								8	2
Pediatrics							8						8	
Pharmacology			1				1		1				3	
Physiology							2		1				3	
Pathology							2		1				3	
Radiology							1	1					1	1
Ophthalmology							3	1					3	1
Surgery							7						7	
Physical Education			1		1								2	
Midwifery	2	1											2	1
Laboratory Technology	6	1											6	1
<b>ALEMAYA UNIVERSITY OF AGRICULTURE*</b>	<b>7</b>	<b>2</b>	<b>20</b>	<b>1</b>	<b>98</b>	<b>2</b>	<b>5</b>		<b>32</b>				<b>162</b>	<b>5</b>
Agricultural Economics			3	1	9				6				18	1
Agricultural Engineering					12				3				15	
Agricultural Extension					11				1				12	
Animal Science			3		11		1		2				17	
Plant Science					18				12				30	
Biology					7				1				8	
Chemistry			2		5				2				9	
English			5		4								9	
Mathematics			2		4								6	
Physics					5				1				6	
Social Science					7								7	
Physical Education			1		2								3	
Environmental Health	1		2										3	
Medical Laboratory	1		1		1								3	
Public Health							4		4				8	
Nursing	5	2	1		2	2							8	4
<b>AMBO COLLEGE OF AGRICULTURE</b>	<b>15</b>	<b>1</b>	<b>4</b>		<b>15</b>	<b>1</b>	<b>2</b>				<b>1</b>		<b>37</b>	<b>2</b>
Basic Science	3		1		3	1							7	1
Plant Science	4	1	1		3								8	1
Animal Science	3				3						1		7	
Agricultural Engineering	4		2		2		1						9	
Agricultural Economics & Extension	1				4		1						6	
<b>ADDIS ABABA COLLEGE OF COMMERCE</b>	<b>4</b>	<b>1</b>	<b>32</b>	<b>5</b>	<b>40</b>	<b>4</b>			<b>1</b>		<b>1</b>		<b>78</b>	<b>10</b>
Accounting			8	2	7								15	2
Banking & Finance			2		6								8	
Secretarial Sc. & Office Mgt.	2	1	13	3									15	4
Purchasing & Supply Management			7		4								11	
Common Course	2		2		23	4			1		1		29	4
<b>KOTEBE COLLEGE OF TEACHER EDUCATION</b>	<b>12</b>	<b>3</b>	<b>7</b>		<b>63</b>	<b>3</b>	<b>5</b>						<b>87</b>	<b>6</b>
Biology	3	1			7								10	1
Business Education														
Chemistry	3		1		4		1						9	
Ethiopian Language			2		3	1							5	1
Geography			2		7								9	
Health and Physical Education			1		4		2						7	
History					3		1						4	
Home Economics	2	2											2	2
Mathematics			1		8								9	
Physics	2				5								7	
P.E.C.					4	1							4	1
Pedagogical Science					10	1							10	1
English					8		1						9	
Others	2												2	

University/Institute/College/Faculty Department	Diploma		Bachlor Degree		Masters Degree		M.D/D.V Degree		Doctorate Degree		Others		Total	
	BS	F	BS	F	BS	F	BS	F	BS	F	BS	F	BS	F
<b>ARBA MINCH WATER TECH. INSTITUTE</b>			<b>10</b>	<b>1</b>	<b>39</b>	<b>1</b>			<b>8</b>	<b>1</b>			<b>57</b>	<b>3</b>
<i>Basic Science</i>			4	1	12	1			1	1			17	3
<i>Civil Engineering</i>			1		5				1				7	
<i>Electrical Engineering</i>					3				1				4	
<i>Environmental Engineering</i>					7								7	
<i>Hydraulic Engineering</i>					7				3				10	
<i>Irrigation Engineering</i>			4		1				1				6	
<i>Mechanical Engineering</i>			1		4				1				6	
<b>JIMMA UNIVERSITY</b>	<b>45</b>	<b>5</b>	<b>89</b>	<b>2</b>	<b>118</b>	<b>1</b>	<b>1</b>		<b>12</b>		<b>35</b>	<b>1</b>	<b>300</b>	<b>9</b>
<b>Jimma Institute of Health Sciences</b>	<b>30</b>	<b>4</b>	<b>77</b>	<b>2</b>	<b>95</b>				<b>12</b>		<b>35</b>	<b>1</b>	<b>249</b>	<b>7</b>
<i>Clinical Department</i>	1				21						21	1	43	1
<i>Pre-Clinical Department</i>	7	1	4		17				6		6		40	1
<i>Community Health programme</i>			4		16				1		8		29	
<i>Basic Science Programme</i>	7	1	11		19								37	1
<i>Nursing School</i>	4	2	16	2	4								24	4
<i>Pharmacy School</i>			7		1								8	
<i>Lab. Technology School</i>	3		9		4								16	
<i>Environmental Health</i>	5		8		4								17	
<i>Technology Faculty</i>	3		10		4				3				20	
<i>Business Faculty</i>			8		5				2				15	
<b>Jimma College of Agriculture*</b>	<b>15</b>	<b>1</b>	<b>12</b>		<b>23</b>	<b>1</b>	<b>1</b>						<b>51</b>	<b>2</b>
<i>Jimma College of Agriculture</i>	15	1	12		23	1	1						51	2
<b>MAKELE UNIVERSITY</b>	<b>10</b>	<b>2</b>	<b>39</b>	<b>2</b>	<b>46</b>	<b>2</b>	<b>1</b>	<b>1</b>	<b>13</b>		<b>1</b>		<b>110</b>	<b>7</b>
<b>MAKELE UNIVERSITY COLLEGE</b>	<b>8</b>	<b>1</b>	<b>22</b>	<b>1</b>	<b>31</b>	<b>1</b>			<b>7</b>				<b>68</b>	<b>3</b>
<i>Civil Engineering</i>	2		4		1				2				9	
<i>Division of Natural and Social Sciences</i>	1		8		11	1							20	1
<i>Industrial Engineering</i>	1		4		3				1				9	
<i>Mining Geology</i>			3		2				2				7	
<i>Animal &amp; Range Science</i>	1				3				1				5	
<i>Dry land crop Science</i>	1	1			4								5	1
<i>Soil and water conservation</i>	2		3	1	7				1				13	1
<b>MAKELE BUSINESS COLLEGE</b>	<b>2</b>	<b>1</b>	<b>17</b>	<b>1</b>	<b>15</b>	<b>1</b>	<b>1</b>	<b>1</b>	<b>6</b>		<b>1</b>		<b>42</b>	<b>4</b>
<i>Accounting</i>			6	1	2				2				10	1
<i>Economics</i>			4		4	1			2				10	1
<i>Management</i>			1		2				2				5	
<i>Secretarial Science and Office Management</i>	2	1	3										5	1
<i>Natural and social Sciences Coordination Unit</i>			3		7		1	1			1		12	1
<b>NAZARETH TECHNICAL COLLEGE</b>	<b>31</b>	<b>1</b>	<b>41</b>	<b>2</b>	<b>34</b>				<b>7</b>		<b>2</b>		<b>115</b>	<b>3</b>
<i>Automotive Technology</i>	5		4		3								12	
<i>Construction Technology</i>	3		6	1	4								13	1
<i>Drafting and Surveying Technology</i>	8	1	8		2				6				24	1
<i>Electricity/Electronics Technology</i>	5		3		7						1		16	
<i>Manufacturing Technology</i>	4		3		5						1		13	
<i>Applied and Natural Science</i>	3		12		3								18	
<i>Computer Centre</i>	1		2		2								5	
<i>Language and Social Science .</i>	1		3	1	3								7	1
<i>Technical Teachers Education</i>	1				5				1				7	
<b>ETHIOPIAN CIVIL SERVICE COLLEGE</b>	<b>10</b>	<b>5</b>	<b>52</b>	<b>3</b>	<b>50</b>	<b>5</b>			<b>8</b>		<b>1</b>		<b>121</b>	<b>13</b>
<i>Faculty of Law</i>			19		3				1				23	
<i>Accounting</i>			10		5	1							15	1
<i>Economics</i>			7	2	12	1			2				21	3
<i>Development Administration</i>			2		5				3				10	
<i>Technology Faculty</i>	1		6		7				1		1		16	
<i>English</i>			1		11	2			1				13	2
<i>Computer Science</i>			3	1	1								4	1
<i>Continuing and Distance Education</i>			1		4								5	
<i>Library</i>	9	5	3		2	1							14	6
<b>Grand Total</b>	<b>224</b>	<b>32</b>	<b>524</b>	<b>38</b>	<b>1036</b>	<b>48</b>	<b>101</b>	<b>5</b>	<b>424</b>	<b>12</b>	<b>54</b>	<b>1</b>	<b>2363</b>	<b>136</b>

**Non-Government Institutions**

University/Institute/College/Faculty Department	Diploma		Bachlor Degree		Masters Degree		M.D/D.V Degree		Doctorate Degree		Others		Total	
	BS	F	BS	F	BS	F	BS	F	BS	F	BS	F	BS	F
<b>UNITY COLLEGE</b>			<b>57</b>	<b>8</b>	<b>28</b>	<b>4</b>			<b>11</b>				<b>96</b>	<b>12</b>
<b>ETHIOPIAN ADVENTIST COLLEGE</b>	<b>1</b>		<b>4</b>		<b>9</b>	<b>4</b>			<b>2</b>				<b>16</b>	<b>4</b>
<b>AGRO-TECHNICAL TRAINING COLLEGE</b>	<b>13</b>		<b>9</b>		<b>3</b>				<b>1</b>		<b>2</b>		<b>28</b>	
<b>Grand Total</b>	<b>14</b>		<b>70</b>	<b>8</b>	<b>40</b>	<b>8</b>			<b>14</b>		<b>2</b>		<b>140</b>	<b>16</b>

\* 1991 E.C. Data



Full time Ethiopian Teaching Staff by Institution,  
Department, Academic Rank and Sex  
1999/2000 (1992 E.C.) Academic Year First Semester

University/Institute/College/Faculty Department	Prof.		Assoc. Prof.		Asst. Prof.		Lecturer		Asst. Lecturer		Graduate Asst.		Others		TOTAL	
	BS	F	BS	F	BS	F	BS	F	BS	F	BS	F	BS	F	BS	F
<b>ADDIS ABABA UNIVERSITY</b>	<b>21</b>		<b>119</b>	<b>2</b>	<b>201</b>	<b>11</b>	<b>312</b>	<b>16</b>	<b>71</b>	<b>11</b>	<b>26</b>	<b>2</b>	<b>40</b>	<b>2</b>	<b>790</b>	<b>44</b>
<b>College of Social Science</b>	<b>6</b>		<b>7</b>		<b>14</b>	<b>1</b>	<b>31</b>		<b>4</b>		<b>4</b>	<b>1</b>			<b>66</b>	<b>2</b>
Geography	1		2		3		6				1				13	
History	3		4		2		5		1		2				17	
Philosophy			1		1		7		1						10	
Poli. Scie. & Intra.Relations					5		6		1						12	
Sociology & Social Admin.	2				3	1	7	1	1		1	1			14	2
<b>Faculty of Business &amp; Economics</b>	<b>2</b>		<b>3</b>		<b>9</b>		<b>37</b>		<b>10</b>	<b>4</b>	<b>5</b>	<b>1</b>			<b>66</b>	<b>5</b>
Accounting	1				1		9		3	1	2				16	1
Economics	1		2		6		18		2	1	1				30	1
Management & Public Adm.			1		2		10		5	2	2	1			20	3
<b>Faculty of Education</b>			<b>15</b>	<b>1</b>	<b>7</b>		<b>32</b>		<b>5</b>	<b>1</b>	<b>3</b>				<b>62</b>	<b>2</b>
Business Administration			1				5		1						7	
Curriculum & Instruction			3	1	3		10		1		2				19	1
Educational Administration			3		2		6		1						12	
Educational Psychology			7		1		3		2	1	1				14	1
Technical Teachers Education			1		1		8								10	
<b>Faculty of Law</b>	<b>1</b>		<b>1</b>		<b>4</b>		<b>6</b>		<b>1</b>						<b>13</b>	
<b>Faculty of Medicine</b>	<b>2</b>		<b>36</b>		<b>56</b>	<b>5</b>	<b>8</b>	<b>1</b>			<b>2</b>		<b>2</b>		<b>106</b>	<b>6</b>
Anatomy					4	1									4	1
Anaesthesiology					2										2	
Biochemistry			1		1										2	
Community Health	1		2		7										10	
Internal Medicine			9		9	1	3								21	1
Microbiology and Parasitology	1				4	2									5	2
Obsterics & Gynaecology			3		5	1									8	1
Ophthalmology			1		3										4	
Orthopaedics					3										3	
Paediatrics			5		3										8	
Pathology			1		2										3	
Pharmacology			1												1	
Physiology			3		2										5	
Psychiatry			2		1										3	
Radiology			2		2										4	
Surgery			6		8										14	
School of Medical Lab. Technology							5	1			2		2		9	1
<b>Faculty of Science</b>	<b>6</b>		<b>26</b>	<b>1</b>	<b>39</b>	<b>2</b>	<b>73</b>	<b>3</b>	<b>12</b>		<b>7</b>				<b>163</b>	<b>6</b>
Biology	3		10	1	13		6	1	3						35	2
Chemistry	2		5		4	1	12		3						26	1
Geology & Geophysics	1		5		7		9		2						24	
Mathematics			4		5	1	28		1		3				41	1
Physics					5		8		3		2				18	
Statistics			1		3		9	2			2				15	2
Geophysical Observatory			1		2		1								4	
<b>Faculty of Technology</b>	<b>2</b>		<b>11</b>		<b>27</b>		<b>36</b>	<b>1</b>	<b>24</b>	<b>4</b>	<b>2</b>				<b>102</b>	<b>5</b>
Architecture & Urban Planning			1		2		10	1	2	1					15	2
Building Technology					2		3		3	1					8	1
Chemical Engineering			1		2		3		3						9	
Civil Engineering			3		8		10		3	1					24	1
Electrical Engineering			3		5		5		3	1					18	1
Material Research & Testing Department	2		3		2		1		5						8	
Mechanical Engineering			3		6		4		5		2				20	
<b>Faculty of Veterinary Medicine</b>			<b>4</b>		<b>15</b>	<b>1</b>	<b>25</b>		<b>3</b>						<b>47</b>	<b>1</b>
Anatomy & Embryology							4		1						5	
Basic Science					1		2								3	
Clinical Studies					4	1	6								10	1
Microbiology, Infection desessie & Vet. pub. Health					5		3								8	
Pathology & Parasitology			4		2		2		1						9	
Physiology					2		3		1						6	
Zootechnology					1		5								6	

University/Institute/College/Faculty Department	Prof.		Assoc. Prof.		Asst. Prof.		Lecturer		Asst. Lecturer		Graduate Asst.		Others		TOTAL	
	BS	F	BS	F	BS	F	BS	F	BS	F	BS	F	BS	F	BS	F
<b>Institute of Language Studies</b>	1		4		17		30	5	5	1					57	6
<i>Ethiopian Language and Literature</i>			2		3		6	1	1						12	1
<i>Foreign Language and Literature</i>			1		10		17	2	2	1					30	3
<i>Linguistics</i>	1		1		3		3	2							8	2
<i>Theatre Arts</i>					1		4		2						7	
<b>School of Information Science for Africa</b>					1	1	1		1	1	1				4	2
<b>School of Graduate Studies</b>					1		7	1							8	1
<b>School of Pharmacy</b>			3		1		4		2		2				12	
<b>Physical Education &amp; Sports</b>													11		11	
<b>Institute of Development Research</b>			2		2		3								7	
<b>Demographic Training and Research Center</b>							4								4	
<b>Centre for Res. Tr. and Infor. for Women Dev. (CERTWID)</b>					1	1	4	4							5	5
<b>Institute of Educational Research</b>			1		1		6	1	1						9	1
<b>Institute of Ethiopian Studies</b>			1		2		2		1				4		10	
<b>Institute of Patobiology (IPB)</b>	1		4		4		3		2						14	
<b>University Library</b>			1										23	2	24	2
<b>DEBUB UNIVERSITY</b>			2		11		80	5	28	1	38	3	63	8	222	17
<b>Awassa College of Agriculture</b>			1		3		24	2	9	1	10	1	16	1	63	5
<i>Agricultural Eng. &amp; Mechan.</i>					1		8		8	1	3		6		26	1
<i>Basic Science</i>			1		2		14		1		6		5		29	
<i>Home Science &amp; Technology</i>							2	2			1	1	5	1	8	4
<b>Wondo Genet College of Forestry</b>					4		19	2			5	1	7	1	35	4
<i>Basic Science</i>							6				2		2	1	10	1
<i>Silviculture &amp; Extension</i>					1		8	2			1	1	2		12	3
<i>Forestry management &amp; utilization</i>					3		5				2		3		13	
<b>Dilla Teacher Education and Health Sciences College</b>			1		4		37	1	19		23	1	40	6	124	8
<b>Faculty of Education</b>					2		35	1	14		19	1	9	2	79	4
<i>Amharic</i>							4	1	1		2				7	1
<i>Biology</i>							5				4	1	3	1	12	2
<i>Chemistry</i>					1		4				3		3		11	
<i>English</i>							1		5		2				8	
<i>Geography</i>							4				2		1	1	7	1
<i>History</i>							2		6						8	
<i>Mathematics</i>							5				3				8	
<i>Pedagogy</i>					1		6								7	
<i>Physical Education</i>							1		2						3	
<i>Physics</i>							3				3		2		8	
<b>Faculty of Health Sciences</b>			1		2		2		5		4		31	4	45	4
<i>Health Officer</i>							1		1				13		15	
<i>Environmental Health</i>									2		1		5		8	
<i>Laboratory Technology</i>													4		4	
<i>Public Health Nursing</i>											3		9	4	12	4
<i>Biomedical &amp; Behavioural Science</i>			1		2		1		2						6	
<b>BAHIR DAR UNIVERSITY</b>					16		68		2		16		24		126	
<b>Bahir Dar Teachers College</b>					13		41		1		9		6		70	
<i>Business</i>											4				4	
<i>Amharic</i>					3		2								5	
<i>Biology</i>					2		1				2		1		6	
<i>Chemistry</i>							4						2		6	
<i>English</i>					1		8				1				10	
<i>Geography</i>					1		4								5	
<i>History</i>					2		4								6	
<i>Mathematics</i>					1		7				2				10	
<i>Pedagogy</i>					1		7		1						9	
<i>Physics</i>					2		3						2		7	
<i>Physical Edu.</i>							1						1		2	
<b>Bahir Dar Polytechnic Institute</b>					3		27		1		7		18		56	
<i>Textile Engineering</i>					1		2						4		7	
<i>Civil Engineering</i>							1		1		1		3		6	
<i>Electrical Engineering</i>					1		6				2		3		12	
<i>Chemical Engineering</i>							6				1		3		10	
<i>Mechanical Engineering</i>					1		7						5		13	
<i>Social, Applied and Natural Science</i>							5				3				8	

University/Institute/College/Faculty Department	Prof.		Assoc. Prof.		Asst. Prof.		Lecturer		Asst. Lecturer		Graduate Asst.		Others		TOTAL	
	BS	F	BS	F	BS	F	BS	F	BS	F	BS	F	BS	F	BS	F
<b>GONDER COLLEGE OF MEDICAL SCIENCE*</b>			<b>6</b>		<b>32</b>	<b>2</b>	<b>19</b>		<b>12</b>	<b>1</b>	<b>5</b>		<b>14</b>	<b>4</b>	<b>88</b>	<b>7</b>
Anatomy					3	1									3	1
Basic and Social Sciences					1		2								3	
Biochemistry					1										1	
Community Health					4		2	2							8	
Environmental Health							3	1		1		3			8	
Gyn. Ob.					5		1	2							8	
Int. Medicine			1		3		3	1							8	
Microbiology							1	1		2					4	
Nursing					1		2	1		1		3	2		8	2
Pediatrics			2		4		1	1							8	
Pharmacology			1				1	1							3	
Physiology			1		1			1							3	
Pathology					1		1								2	
Radiology					1	1									1	1
Ophthalmology					2				1	1					3	1
Surgery			1		5		1								7	
Physical Education							1			1					2	
Midwifery												2	1		2	1
Laboratory Technology												6	1		6	1
<b>ALEMAYA UNIVERSITY OF AGRICULTURE*</b>			<b>5</b>		<b>26</b>		<b>87</b>			<b>20</b>	<b>1</b>	<b>7</b>	<b>2</b>	<b>145</b>	<b>3</b>	
Agricultural Economics			1		3		9			3	1				16	1
Agricultural Engineering			1		3		11								15	
Agricultural Extension							10								10	
Animal Science					3		8			3					14	
Plant Science			2		9		16								27	
Biology			1				7								8	
Chemistry					3		4			2					9	
English							3			5					8	
Mathematics							4			2					6	
Physics							5								5	
Social Science							7								7	
Physical Education							2			1					3	
Environmental Health										2		1			3	
Medical Laboratory							1			1		1			3	
Public Health					5										5	
Nursing										1		5	2		6	2
<b>AMBO COLLEGE OF AGRICULTURE</b>			<b>1</b>		<b>3</b>		<b>13</b>		<b>1</b>	<b>2</b>		<b>15</b>	<b>1</b>	<b>35</b>	<b>1</b>	
Basic Science					1		1			1		3			6	
Plant Science							3			1		4	1		8	1
Animal Science							4					3			7	
Agricultural Engineering			1		1		2	1				4			9	
Agricultural Economics & Extension					1		3					1			5	
<b>ADDIS ABABA COLLEGE OF COMMERCE</b>			<b>1</b>		<b>1</b>		<b>44</b>	<b>4</b>	<b>12</b>	<b>3</b>	<b>14</b>	<b>2</b>	<b>5</b>	<b>1</b>	<b>77</b>	<b>10</b>
Accounting					1		6	5	1	3	1				15	2
Banking & Finance							7			1					8	
Secretarial Sc. & Office Mgt.							3	7	2	2	1	2	1		14	4
Purchasing & Supply Management							3			8					11	
Common Course			1				25	4				3			29	4
<b>KOTBE COLLEGE OF TEACHER EDUCATION</b>			<b>17</b>				<b>53</b>	<b>3</b>	<b>2</b>	<b>3</b>		<b>12</b>	<b>3</b>	<b>87</b>	<b>6</b>	
Biology			4				3					3	1		10	1
Business Education																
Chemistry			2				3			1		3			9	
Ethiopian Language							4	1		1					5	1
Geography			1				7			1					9	
Health and Physical Education			4				2		1						7	
History			1				3								4	
Home Economics												2	2		2	2
Mathematics							8		1						9	
Physics							5					2			7	
P.E.C.							4	1							4	1
Pedagogical Science			3				7	1							10	1
English			2				7								9	
Others												2			2	

University/Institute/College/Faculty Department	Prof.		Assoc. Prof.		Asst. Prof.		Lecturer		Asst. Lecturer		Graduate Asst.		Others		TOTAL	
	BS	F	BS	F	BS	F	BS	F	BS	F	BS	F	BS	F	BS	F
<b>ARBA MINCH WATER TECH. INSTITUTE</b>							<b>41</b>	<b>1</b>	<b>5</b>	<b>1</b>	<b>1</b>				<b>47</b>	<b>2</b>
<i>Basic Science</i>							14	1	2	1					16	2
<i>Civil Engineering</i>							4								4	
<i>Electrical Engineering</i>							3								3	
<i>Environmental Engineering</i>							7								7	
<i>Hydraulic Engineering</i>							7								7	
<i>Irrigation Engineering</i>							2		3						5	
<i>Mechanical Engineering</i>							4				1				5	
<b>JIMMA UNIVERSITY</b>			<b>4</b>		<b>50</b>		<b>104</b>	<b>2</b>	<b>49</b>	<b>2</b>	<b>33</b>		<b>45</b>	<b>5</b>	<b>285</b>	<b>9</b>
<b>Jimma Institute of Health Sciences</b>			<b>4</b>		<b>43</b>		<b>78</b>	<b>1</b>	<b>49</b>	<b>2</b>	<b>30</b>		<b>30</b>	<b>4</b>	<b>234</b>	<b>7</b>
<i>Clinical Department</i>			2		19		20	1	1				1		43	1
<i>Pre-Clinical Department</i>					9		10		7		1		7	1	34	1
<i>Community Health programme</i>			2		11		12		4						29	
<i>Basic Science Programme</i>					1		18		5		6		7	1	37	1
<i>Nursing School</i>							4		13	2	3		4	2	24	4
<i>Pharmacy School</i>							2		4		2				8	
<i>Lab. Technology School</i>							4		7		2		3		16	
<i>Environmental Health</i>					1		3		5		3		5		17	
<i>Technology Faculty</i>							1		2		7		3		13	
<i>Business Faculty</i>					2		4		1		6				13	
<b>Jimma College of Agriculture*</b>					<b>7</b>		<b>26</b>	<b>1</b>			<b>3</b>		<b>15</b>	<b>1</b>	<b>51</b>	<b>2</b>
<i>Jimma College of Agriculture</i>					7		26	1			3		15	1	51	2
<b>MAKELE UNIVERSITY</b>			<b>2</b>		<b>8</b>	<b>1</b>	<b>50</b>		<b>6</b>	<b>1</b>	<b>20</b>	<b>1</b>	<b>10</b>	<b>2</b>	<b>96</b>	<b>5</b>
<b>MAKELE UNIVERSITY COLLEGE</b>			<b>2</b>		<b>1</b>		<b>30</b>		<b>4</b>	<b>1</b>	<b>17</b>		<b>8</b>	<b>1</b>	<b>62</b>	<b>2</b>
<i>Civil Engineering</i>							2		1		2		2		7	
<i>Division of Natural and Social Sciences</i>							10				8		1		19	
<i>Industrial Engineering</i>							2				4		1		7	
<i>Mining Geology</i>					1		2				3				6	
<i>Animal &amp; Range Science</i>			1				3						1		5	
<i>Dry land crop Science</i>							4						1	1	5	1
<i>Soil and water conservance</i>			1				7		3	1			2		13	1
<b>MAKELE BUSINESS COLLEGE</b>					<b>7</b>	<b>1</b>	<b>20</b>		<b>2</b>		<b>3</b>	<b>1</b>	<b>2</b>	<b>1</b>	<b>34</b>	<b>3</b>
<i>Accounting</i>							5		1		1	1			7	1
<i>Economics</i>					7	1	1								8	1
<i>Management</i>							3								3	
<i>Secretarial Science and Office Management</i>							1				2		2	1	5	1
<i>Natural and social Sciences Coordination Unit</i>							10		1						11	
<b>NAZARETH TECHNICAL COLLEGE</b>	<b>6</b>				<b>1</b>		<b>33</b>		<b>12</b>	<b>1</b>	<b>28</b>	<b>1</b>	<b>30</b>	<b>1</b>	<b>110</b>	<b>3</b>
<i>Automotive Technology</i>							3		1		2		4		10	
<i>Construction Technology</i>							4		2		4	1	3		13	1
<i>Drafting and Surveying Technology</i>	6						2		3		5		8	1	24	1
<i>Electricity/Electronics Technology</i>							6		1		2		5		14	
<i>Manufacturing Technology</i>							5		1		2		4		12	
<i>Applied and Natural Science</i>							3		3		9		3		18	
<i>Computer Centre</i>							2				2		1		5	
<i>Language and Social Science .</i>							3		1	1	2		1		7	1
<i>Technical Teachers Education</i>					1		5						1		7	
<b>ETHIOPIAN CIVIL SERVICE COLLEGE</b>					<b>6</b>		<b>52</b>	<b>3</b>	<b>39</b>	<b>3</b>	<b>4</b>		<b>10</b>	<b>5</b>	<b>111</b>	<b>11</b>
<i>Faculty of Law</i>							8		12		2				22	
<i>Accounting</i>							4		8						12	
<i>Economics</i>					3		10	1	6	2					19	3
<i>Development Administration</i>					1		5		1		1				8	
<i>Technology Faculty</i>					2		7		5		1		1		16	
<i>English</i>							11	1							11	1
<i>Computer Science</i>							1		3	1					4	1
<i>Continuing and Distance Education</i>							4		1						5	
<i>Dean of Student</i>																
<i>Library</i>							2	1	3				9	5	14	6
<b>Grand Total</b>	<b>27</b>		<b>157</b>	<b>2</b>	<b>355</b>	<b>14</b>	<b>956</b>	<b>34</b>	<b>239</b>	<b>24</b>	<b>210</b>	<b>10</b>	<b>275</b>	<b>34</b>	<b>2219</b>	<b>118</b>

\* 1991 E.C. Data

Full time Expatriate Teaching Staff by Institution,  
Department, Academic Rank and Sex  
1999/2000 (1992 E.C.) Academic Year First Semester

University/Institute/College/Faculty Department	Prof.		Assoc. Prof.		Asst. Prof.		Lecturer		Asst. Lecturer		Graduate Asst.		Others		TOTAL	
	BS	F	BS	F	BS	F	BS	F	BS	F	BS	F	BS	F	BS	F
<b>ADDIS ABABA UNIVERSITY</b>	<b>17</b>		<b>14</b>		<b>11</b>	<b>1</b>	<b>2</b>	<b>1</b>							<b>44</b>	<b>2</b>
<b>College of Social Science</b>	<b>3</b>		<b>3</b>		<b>1</b>		<b>1</b>	<b>1</b>							<b>8</b>	<b>1</b>
<i>Geography</i>	<i>1</i>		<i>1</i>				<i>1</i>	<i>1</i>							<i>3</i>	<i>1</i>
<i>History</i>			<i>1</i>												<i>1</i>	
<i>Philosophy</i>	<i>2</i>														<i>2</i>	
<i>Sociology &amp; Social Admin.</i>			<i>1</i>		<i>1</i>										<i>2</i>	
<b>Faculty of Business &amp; Economics</b>					<b>2</b>										<b>2</b>	
<i>Accounting</i>					<i>1</i>										<i>1</i>	
<i>Management &amp; Public Adm.</i>					<i>1</i>										<i>1</i>	
<b>Faculty of Education</b>	<b>1</b>														<b>1</b>	
<i>Curriculum &amp; Instruction</i>	<i>1</i>														<i>1</i>	
<b>Faculty of Medicine</b>	<b>4</b>		<b>2</b>		<b>3</b>	<b>1</b>									<b>9</b>	<b>1</b>
<i>Anatomy</i>	<i>2</i>														<i>2</i>	
<i>Biochemistry</i>	<i>1</i>														<i>1</i>	
<i>Community Health</i>					<i>2</i>	<i>1</i>									<i>2</i>	<i>1</i>
<i>Pathology</i>	<i>1</i>														<i>1</i>	
<i>Pharmacology</i>			<i>1</i>												<i>1</i>	
<i>Physiology</i>					<i>1</i>										<i>1</i>	
<i>Surgery</i>			<i>1</i>												<i>1</i>	
<b>Faculty of Science</b>	<b>5</b>		<b>6</b>		<b>4</b>										<b>15</b>	
<i>Biology</i>	<i>1</i>														<i>1</i>	
<i>Chemistry</i>			<i>5</i>												<i>5</i>	
<i>Mathematics</i>	<i>2</i>				<i>1</i>										<i>3</i>	
<i>Physics</i>	<i>2</i>		<i>1</i>		<i>3</i>										<i>6</i>	
<b>Faculty of Technology</b>	<b>3</b>		<b>2</b>												<b>5</b>	
<i>Civil Engineering</i>	<i>2</i>														<i>2</i>	
<i>Electrical Engineering</i>	<i>1</i>		<i>2</i>												<i>3</i>	
<b>Institute of Language Studies</b>							<b>1</b>								<b>1</b>	
<i>Foreign Language and Literature</i>							<i>1</i>								<i>1</i>	
<b>School of Pharmacy</b>			<b>1</b>		<b>1</b>										<b>2</b>	
<b>Institute of Ethiopian Studies</b>	<b>1</b>														<b>1</b>	
<b>Institute of Patobiology (IPB)</b>																
<b>University Library</b>																
<b>DEBUB UNIVERSITY</b>			<b>8</b>	<b>1</b>	<b>1</b>		<b>4</b>	<b>4</b>							<b>13</b>	<b>5</b>
<b>Awassa College of Agriculture</b>							<b>2</b>	<b>2</b>							<b>2</b>	<b>2</b>
<i>Home Science &amp; Technology</i>							<i>2</i>	<i>2</i>							<i>2</i>	<i>2</i>
<b>Wondo Genet College of Forestry</b>			<b>2</b>	<b>1</b>	<b>1</b>		<b>2</b>	<b>2</b>							<b>5</b>	<b>3</b>
<i>Basic Science</i>							<i>2</i>	<i>2</i>							<i>2</i>	<i>2</i>
<i>Silviculture &amp; Extension</i>			<i>2</i>	<i>1</i>											<i>2</i>	<i>1</i>
<i>Forestry management &amp; utilization</i>					<i>1</i>										<i>1</i>	
<b>Dilla Teacher Education and Health Sciences College</b>			<b>6</b>												<b>6</b>	
<b>Faculty of Education</b>			<b>5</b>												<b>5</b>	
<i>Biology</i>			<i>1</i>												<i>1</i>	
<i>Chemistry</i>			<i>1</i>												<i>1</i>	
<i>English</i>			<i>1</i>												<i>1</i>	
<i>Pedagogy</i>			<i>1</i>												<i>1</i>	
<i>Physics</i>			<i>1</i>												<i>1</i>	
<b>Faculty of Health Sciences</b>			<b>1</b>												<b>1</b>	
<i>Biomedical &amp; Behavioural Science</i>			<i>1</i>												<i>1</i>	
<b>BAHIR DAR UNIVERSITY</b>			<b>1</b>	<b>1</b>	<b>6</b>		<b>5</b>	<b>2</b>							<b>12</b>	<b>3</b>
<b>Bahir Dar Teachers College</b>			<b>1</b>	<b>1</b>	<b>2</b>		<b>2</b>	<b>1</b>							<b>5</b>	<b>2</b>
<i>Chemistry</i>					<i>2</i>										<i>2</i>	
<i>English</i>							<i>1</i>	<i>1</i>							<i>1</i>	<i>1</i>
<i>Mathematics</i>			<i>1</i>	<i>1</i>											<i>1</i>	<i>1</i>
<i>Physics</i>							<i>1</i>								<i>1</i>	

University/Institute/College/Faculty Department	Prof.		Assoc. Prof.		Asst. Prof.		Lecturer		Asst. Lecturer		Graduate Asst.		Others		TOTAL	
	BS	F	BS	F	BS	F	BS	F	BS	F	BS	F	BS	F	BS	F
<b>Bahir Dar Polytechnic Institute</b>					<b>4</b>		<b>3</b>	<b>1</b>							<b>7</b>	<b>1</b>
<i>Textile Engineering</i>							<i>1</i>								<i>1</i>	
<i>Civil Engineering</i>					<i>1</i>		<i>1</i>								<i>2</i>	
<i>Electrical Engineering</i>					<i>1</i>										<i>1</i>	
<i>Chemical Engineering</i>					<i>1</i>										<i>1</i>	
<i>Social, Applied and Natural Science</i>					<i>1</i>		<i>1</i>	<i>1</i>							<i>2</i>	<i>1</i>
<b>GONDER COLLEGE OF MEDICAL SCIENCE*</b>					<b>1</b>										<b>1</b>	
<i>Pathology</i>					<i>1</i>										<i>1</i>	
<b>ALEMAYA UNIVERSITY OF AGRICULTURE*</b>	<b>5</b>		<b>3</b>		<b>7</b>	<b>2</b>	<b>2</b>								<b>17</b>	<b>2</b>
<i>Agricultural Economics</i>	<i>2</i>														<i>2</i>	
<i>Agricultural Extension</i>			<i>1</i>				<i>1</i>								<i>2</i>	
<i>Animal Science</i>	<i>1</i>				<i>1</i>		<i>1</i>								<i>3</i>	
<i>Plant Science</i>	<i>2</i>				<i>1</i>										<i>3</i>	
<i>English</i>							<i>1</i>								<i>1</i>	
<i>Physics</i>							<i>1</i>								<i>1</i>	
<i>Public Health</i>			<i>2</i>		<i>1</i>										<i>3</i>	
<i>Nursing</i>					<i>2</i>	<i>2</i>									<i>2</i>	<i>2</i>
<b>AMBO COLLEGE OF AGRICULTURE</b>							<b>2</b>	<b>1</b>							<b>2</b>	<b>1</b>
<i>Basic Science</i>							<i>1</i>	<i>1</i>							<i>1</i>	<i>1</i>
<i>Agricultural Economics &amp; Extension</i>							<i>1</i>								<i>1</i>	
<b>ADDIS ABABA COLLEGE OF COMMERCE</b>							<b>1</b>								<b>1</b>	
<i>Secretarial Sc. &amp; Office Mgt.</i>							<i>1</i>								<i>1</i>	
<b>ARBA MINCH WATER TECH. INSTITUTE</b>			<b>2</b>		<b>8</b>	<b>1</b>									<b>10</b>	<b>1</b>
<i>Basic Science</i>					<i>1</i>	<i>1</i>									<i>1</i>	<i>1</i>
<i>Civil Engineering</i>					<i>3</i>										<i>3</i>	
<i>Electrical Engineering</i>					<i>1</i>										<i>1</i>	
<i>Hydraulic Engineering</i>			<i>1</i>		<i>2</i>										<i>3</i>	
<i>Irrigation Engineering</i>			<i>1</i>												<i>1</i>	
<i>Mechanical Engineering</i>					<i>1</i>										<i>1</i>	
<b>JIMMA UNIVERSITY</b>	<b>4</b>		<b>1</b>		<b>4</b>		<b>6</b>								<b>15</b>	
<b>Jimma Institute of Health Sciences</b>	<b>4</b>		<b>1</b>		<b>4</b>		<b>6</b>								<b>15</b>	
<i>Pre-Clinical Department</i>	<i>4</i>				<i>2</i>										<i>6</i>	
<i>Technology Faculty</i>			<i>1</i>		<i>2</i>		<i>4</i>								<i>7</i>	
<i>Business Faculty</i>							<i>2</i>								<i>2</i>	
<b>MAKELE UNIVERSITY</b>	<b>1</b>		<b>4</b>		<b>4</b>		<b>5</b>	<b>2</b>							<b>14</b>	<b>2</b>
<b>MAKELE UNIVERSITY COLLEGE</b>	<b>1</b>		<b>1</b>		<b>2</b>		<b>2</b>	<b>1</b>							<b>6</b>	<b>1</b>
<i>Civil Engineering</i>			<i>1</i>		<i>1</i>										<i>2</i>	
<i>Division of Natural and Social Sciences</i>							<i>1</i>	<i>1</i>							<i>1</i>	<i>1</i>
<i>Industrial Engineering</i>	<i>1</i>						<i>1</i>								<i>2</i>	
<i>Mining Geology</i>					<i>1</i>										<i>1</i>	
<b>MAKELE BUSINESS COLLEGE</b>			<b>3</b>		<b>2</b>		<b>3</b>	<b>1</b>							<b>8</b>	<b>1</b>
<i>Accounting</i>					<i>1</i>		<i>2</i>								<i>3</i>	
<i>Economics</i>			<i>1</i>		<i>1</i>										<i>2</i>	
<i>Management</i>			<i>2</i>												<i>2</i>	
<i>Natural and social Sciences Coordination Unit</i>							<i>1</i>	<i>1</i>							<i>1</i>	<i>1</i>
<b>NAZARETH TECHNICAL COLLEGE</b>							<b>4</b>						<b>1</b>		<b>5</b>	
<i>Automotive Technology</i>							<i>1</i>						<i>1</i>		<i>2</i>	
<i>Electricity/Electronics Technology</i>							<i>2</i>								<i>2</i>	
<i>Manufacturing Technology</i>							<i>1</i>								<i>1</i>	
<b>ETHIOPIAN CIVIL SERVICE COLLEGE</b>	<b>1</b>		<b>4</b>		<b>1</b>		<b>4</b>	<b>2</b>							<b>10</b>	<b>2</b>
<i>Faculty of Law</i>			<i>1</i>												<i>1</i>	
<i>Accounting</i>							<i>3</i>	<i>1</i>							<i>3</i>	<i>1</i>
<i>Economics</i>			<i>2</i>												<i>2</i>	
<i>Development Administration</i>	<i>1</i>		<i>1</i>												<i>2</i>	
<i>English</i>					<i>1</i>		<i>1</i>	<i>1</i>							<i>2</i>	<i>1</i>
<b>Grand Total</b>	<b>28</b>		<b>37</b>	<b>2</b>	<b>43</b>	<b>4</b>	<b>35</b>	<b>12</b>					<b>1</b>		<b>144</b>	<b>18</b>

\* 1991 E.C. Data

Full time Teaching Staff by Institution,  
Department, Academic Rank and Sex  
1999/2000 (1992 E.C.) Academic Year First Semester

University/Institute/College/Faculty Department	Prof.		Assoc. Prof.		Asst. Prof.		Lecturer		Asst. Lecturer		Graduate Asst.		Others		TOTAL	
	BS	F	BS	F	BS	F	BS	F	BS	F	BS	F	BS	F	BS	F
<b>ADDIS ABABA UNIVERSITY</b>	<b>38</b>	<b>133</b>	<b>2</b>	<b>212</b>	<b>12</b>	<b>314</b>	<b>17</b>	<b>71</b>	<b>11</b>	<b>26</b>	<b>2</b>	<b>40</b>	<b>2</b>	<b>834</b>	<b>46</b>	
<b>College of Social Science</b>	<b>9</b>	<b>10</b>	<b>15</b>	<b>1</b>	<b>32</b>	<b>1</b>	<b>4</b>	<b>4</b>	<b>1</b>					<b>74</b>	<b>3</b>	
Geography	2	3	3	7	1			1						16	1	
History	3	5	2	5			1		2					18		
Philosophy	2	1	1	7			1							12		
Poli. Scie. & Intrna.Relations			5	6			1							12		
Sociology & Social Adm.	2	1	4	7	1		1	1						16	2	
<b>Faculty of Business &amp; Economics</b>	<b>2</b>	<b>3</b>	<b>11</b>	<b>37</b>	<b>10</b>	<b>4</b>	<b>5</b>	<b>1</b>						<b>68</b>	<b>5</b>	
Accounting	1		2	9	3	1	2							17	1	
Economics	1	2	6	18	2	1	1							30	1	
Management & Public Adm.		1	3	10	5	2	2	1						21	3	
<b>Faculty of Education</b>	<b>1</b>	<b>15</b>	<b>1</b>	<b>7</b>	<b>32</b>	<b>5</b>	<b>1</b>	<b>3</b>						<b>63</b>	<b>2</b>	
Business Administration		1		5	1									7		
Curriculum & Instruction	1	3	1	10	1		2							20	1	
Educational Administration		3		6	1									12		
Educational Psychology		7	1	3	2	1	1							14	1	
Technical Teachers Education		1	1	8										10		
<b>Faculty of Law</b>	<b>1</b>	<b>1</b>	<b>4</b>	<b>6</b>	<b>1</b>									<b>13</b>		
<b>Faculty of Medicine</b>	<b>6</b>	<b>38</b>	<b>59</b>	<b>6</b>	<b>8</b>	<b>1</b>		<b>2</b>		<b>2</b>				<b>115</b>	<b>7</b>	
Anatomy	2		4		1									6	1	
Anaesthesiology			2											2		
Biochemistry	1	1	1											3		
Community Health	1	2	9	1										12	1	
Internal Medicine		9	9	1	3									21	1	
Microbiology and Parasitology	1		4	2										5	2	
Obsterics & Gynaecology		3	5	1										8	1	
Ophthalmology		1	3											4		
Orthopaedics			3											3		
Paediatrics		5	3											8		
Pathology	1	1	2											4		
Pharmacology		2												2		
Physiology		3	3											6		
Psychiatry		2	1											3		
Radiology		2	2											4		
Surgery		7	8											15		
School of Medical Lab. Technology				5	1			2		2				9	1	
<b>Faculty of Science</b>	<b>11</b>	<b>32</b>	<b>1</b>	<b>43</b>	<b>2</b>	<b>73</b>	<b>3</b>	<b>12</b>		<b>7</b>				<b>178</b>	<b>6</b>	
Biology	4	10	1	13	6	1	3							36	2	
Chemistry	2	10	4	1	12		3							31	1	
Geology & Geophysics	1	5	7	9			2							24		
Mathematics	2	4	6	1	28		1	3						44	1	
Physics	2	1	8	8	3		2							24		
Statistics		1	3	9	2		2							15	2	
Geophysical Observatory		1	2	1										4		
<b>Faculty of Technology</b>	<b>5</b>	<b>13</b>	<b>27</b>	<b>36</b>	<b>1</b>	<b>24</b>	<b>4</b>	<b>2</b>						<b>107</b>	<b>5</b>	
Architecture & Urban Planning		1	2	10	1	2	1							15	2	
Building Technology			2	3		3	1							8	1	
Chemical Engineering		1	2	3		3								9		
Civil Engineering	2	3	8	10		3	1							26	1	
Electrical Engineering	3	5	5	5		3	1							21	1	
Material Research & Testing Department			2	1		5								8		
Mechanical Engineering		3	6	4		5		2						20		
<b>Faculty of Veterinary Medicine</b>		<b>4</b>	<b>15</b>	<b>1</b>	<b>25</b>	<b>3</b>								<b>47</b>	<b>1</b>	
Anatomy & Embryology				4		1								5		
Basic Science			1	2										3		
Clinical Studies			4	1	6									10	1	
Microbiology, Infection desessie & Vet.pub. Health			5	3										8		
Pathology & Parasitology		4	2	2		1								9		
Physiology			2	3		1								6		
Zootechnology			1	5										6		

University/Institute/College/Faculty Department	Prof.		Assoc. Prof.		Asst. Prof.		Lecturer		Asst. Lecturer		Graduate Asst.		Others		TOTAL	
	BS	F	BS	F	BS	F	BS	F	BS	F	BS	F	BS	F	BS	F
<b>Institute of Language Studies</b>	<b>1</b>		<b>4</b>		<b>17</b>		<b>31</b>	<b>5</b>	<b>5</b>	<b>1</b>					<b>58</b>	<b>6</b>
<i>Ethiopian Language and Literature</i>			2		3		6	1	1						12	1
<i>Foreign Language and Literature</i>			1		10		18	2	2	1					31	3
<i>Linguistics</i>	1		1		3		3	2							8	2
<i>Theatre Arts</i>					1		4		2						7	
<b>School of Information Science for Africa</b>					1	1	1		1	1	1				4	2
<b>School of Graduate Studies</b>					1		7	1							8	1
<b>School of Pharmacy</b>			4		2		4		2		2				14	
<b>Physical Education &amp; Sports</b>													11		11	
<b>Institute of Development Research</b>			2		2		3								7	
<b>Demographic Training and Research Center</b>							4								4	
<b>Centre for Res. Tr. and Infor. for Women Dev. (CERTWID)</b>					1	1	4	4							5	5
<b>Institute of Educational Research</b>			1		1		6	1	1						9	1
<b>Institute of Ethiopian Studies</b>	1		1		2		2		1				4		11	
<b>Institute of Patobiology (IPB)</b>	1		4		4		3		2						14	
<b>University Library</b>			1										23	2	24	2
<b>DEBUB UNIVERSITY</b>			<b>10</b>	<b>1</b>	<b>12</b>		<b>84</b>	<b>9</b>	<b>28</b>	<b>1</b>	<b>38</b>	<b>3</b>	<b>63</b>	<b>8</b>	<b>235</b>	<b>22</b>
<b>Awassa College of Agriculture</b>			1		3		26	4	9	1	10	1	16	1	65	7
<i>Agricultural Eng. &amp; Mechan.</i>					1		8		8	1	3		6		26	1
<i>Basic Science</i>			1		2		14		1		6		5		29	
<i>Home Science &amp; Technology</i>							4	4			1	1	5	1	10	6
<b>Wondo Genet College of Forestry</b>			2	1	5		21	4			5	1	7	1	40	7
<i>Basic Science</i>							8	2			2		2	1	12	3
<i>Silviculture &amp; Extension</i>			2	1	1		8	2			1	1	2		14	4
<i>Forestry management &amp; utilization</i>							4				2		3		14	
<b>Dilla Teacher Education and Health Sciences College</b>			7		4		37	1	19		23	1	40	6	130	8
<b>Faculty of Education</b>			5		2		35	1	14		19	1	9	2	84	4
<i>Amharic</i>							4	1	1		2				7	1
<i>Biology</i>			1				5				4	1	3	1	13	2
<i>Chemistry</i>			1		1		4				3		3		12	
<i>English</i>			1				1		5		2				9	
<i>Geography</i>							4				2		1	1	7	1
<i>History</i>							2		6						8	
<i>Mathematics</i>							5				3				8	
<i>Pedagogy</i>			1		1		6								8	
<i>Physical Education</i>							1		2						3	
<i>Physics</i>			1				3				3		2		9	
<b>Faculty of Health Sciences</b>			2		2		2		5		4		31	4	46	4
<i>Health Officer</i>							1		1				13		15	
<i>Environmental Health</i>									2		1		5		8	
<i>Laboratory Technology</i>													4		4	
<i>Public Health Nursing</i>											3		9	4	12	4
<i>Biomedical &amp; Behavioural Science</i>			2		2		1		2						7	
<b>BAHIR DAR UNIVERSITY</b>			<b>1</b>	<b>1</b>	<b>22</b>		<b>73</b>	<b>2</b>	<b>2</b>		<b>16</b>		<b>24</b>		<b>138</b>	<b>3</b>
<b>Bahir Dar Teachers College</b>			1	1	15		43	1	1		9		6		75	2
<i>Business</i>											4				4	
<i>Amaharic</i>					3		2								5	
<i>Biology</i>					2		1				2		1		6	
<i>Chemistry</i>					2		4						2		8	
<i>English</i>					1		9	1			1				11	1
<i>Geography</i>					1		4								5	
<i>History</i>					2		4								6	
<i>Mathematics</i>			1	1	1		7				2				11	1
<i>Pedagogy</i>					1		7		1						9	
<i>Physics</i>					2		4						2		8	
<i>Physical Edu.</i>							1						1		2	
<b>Bahir Dar Polytechnic Institute</b>					7		30	1	1		7		18		63	1
<i>Textile Engineering</i>					1		3						4		8	
<i>Civil Engineering</i>					1		2		1		1		3		8	
<i>Electrical Engineering</i>					2		6				2		3		13	
<i>Chemical Engineering</i>					1		6				1		3		11	
<i>Mechanical Engineering</i>					1		7						5		13	
<i>Social, Applied and Natural Science</i>					1		6	1			3				10	1



University/Institute/College/Faculty Department	Prof.		Assoc. Prof.		Asst. Prof.		Lecturer		Asst. Lecturer		Graduate Asst.		Others		TOTAL	
	BS	F	BS	F	BS	F	BS	F	BS	F	BS	F	BS	F	BS	F
<b>GONDER COLLEGE OF MEDICAL SCIENCE*</b>			<b>6</b>		<b>33</b>	<b>2</b>	<b>19</b>		<b>12</b>	<b>1</b>	<b>5</b>		<b>14</b>	<b>4</b>	<b>89</b>	<b>7</b>
Anatomy					3	1									3	1
Basic and Social Sciences					1		2								3	
Biochemistry					1										1	
Community Health					4		2	2							8	
Environmental Health							3	1	1		1		3		8	
Gyn. Ob.							5	1	2						8	
Int. Medicine			1		3		3	1	1						8	
Microbiology							1	1	1	2					4	
Nursing					1		2	1	1	1		3	2		8	2
Pediatrics			2		4		1	1	1						8	
Pharmacology			1				1	1	1						3	
Physiology			1		1			1	1						3	
Pathology					2		1								3	
Radiology					1	1									1	1
Ophthalmology					2				1	1					3	1
Surgery			1		5		1								7	
Physical Education							1			1					2	
Midwifery													2	1	2	1
Laboratory Technology													6	1	6	1
<b>ALEMAYA UNIVERSITY OF AGRICULTURE*</b>	<b>5</b>		<b>8</b>		<b>33</b>	<b>2</b>	<b>89</b>				<b>20</b>	<b>1</b>	<b>7</b>	<b>2</b>	<b>162</b>	<b>5</b>
Agricultural Economics	2		1		3		9			3	1				18	1
Agricultural Engineering			1		3		11								15	
Agricultural Extension			1				11								12	
Animal Science	1				4		9			3					17	
Plant Science	2		2		10		16								30	
Biology			1				7								8	
Chemistry					3		4			2					9	
English					1		3			5					9	
Mathematics							4			2					6	
Physics					1		5								6	
Social Science							7								7	
Physical Education							2			1					3	
Environmental Health										2		1			3	
Medical Laboratory							1			1		1			3	
Public Health			2		6										8	
Nursing					2	2				1		5	2		8	4
<b>AMBO COLLEGE OF AGRICULTURE</b>			<b>1</b>		<b>3</b>		<b>15</b>	<b>1</b>	<b>1</b>	<b>2</b>		<b>15</b>	<b>1</b>	<b>37</b>	<b>2</b>	
Basic Science					1		2	1		1		3			7	1
Plant Science							3			1		4	1		8	1
Animal Science							4					3			7	
Agricultural Engineering			1		1		2	1				4			9	
Agricultural Economics & Extension					1		4					1			6	
<b>ADDIS ABABA COLLEGE OF COMMERCE</b>			<b>1</b>		<b>1</b>		<b>45</b>	<b>4</b>	<b>12</b>	<b>3</b>	<b>14</b>	<b>2</b>	<b>5</b>	<b>1</b>	<b>78</b>	<b>10</b>
Accounting					1		6		5	1	3	1			15	2
Banking & Finance							7				1				8	
Secretarial Sc. & Office Mgt.							4		7	2	2	1	2	1	15	4
Purchasing & Supply Management							3				8				11	
Mathematics			1				25	4					3		29	4
<b>KOTEBE COLLEGE OF TEACHER EDUCATION</b>			<b>17</b>				<b>53</b>	<b>3</b>	<b>2</b>		<b>3</b>		<b>12</b>	<b>3</b>	<b>87</b>	<b>6</b>
Biology			4				3						3	1	10	1
Business Education																
Chemistry			2				3			1		3			9	
Ethiopian Language							4	1		1					5	1
Geography			1				7			1					9	
Health and Physical Education			4				2		1						7	
History			1				3								4	
Home Economics													2	2	2	2
Mathematics							8		1						9	
Physics							5						2		7	
P.E.C.							4	1							4	1
Pedagogical Science			3				7	1							10	1
English			2				7								9	
Others													2		2	

University/Institute/College/Faculty Department	Prof.		Assoc. Prof.		Asst. Prof.		Lecturer		Asst. Lecturer		Graduate Asst.		Others		TOTAL	
	BS	F	BS	F	BS	F	BS	F	BS	F	BS	F	BS	F	BS	F
<b>ARBA MINCH WATER TECH. INSTITUTE</b>			<b>2</b>		<b>8</b>	<b>1</b>	<b>41</b>	<b>1</b>	<b>5</b>	<b>1</b>	<b>1</b>				<b>57</b>	<b>3</b>
<i>Basic Science</i>					1	1	14	1	2	1					17	3
<i>Civil Engineering</i>					3		4								7	
<i>Electrical Engineering</i>					1		3								4	
<i>Environmental Engineering</i>							7								7	
<i>Hydraulic Engineering</i>			1		2		7								10	
<i>Irrigation Engineering</i>			1				2		3						6	
<i>Mechanical Engineering</i>					1		4				1				6	
<b>JIMMA UNIVERSITY</b>	<b>4</b>		<b>5</b>		<b>54</b>		<b>110</b>	<b>2</b>	<b>49</b>	<b>2</b>	<b>33</b>		<b>45</b>	<b>5</b>	<b>300</b>	<b>9</b>
<b>Jimma Institute of Health Sciences</b>	<b>4</b>		<b>5</b>		<b>47</b>		<b>84</b>	<b>1</b>	<b>49</b>	<b>2</b>	<b>30</b>		<b>30</b>	<b>4</b>	<b>249</b>	<b>7</b>
<i>Clinical Department</i>			2		19		20	1	1				1		43	1
<i>Pre-Clinical Department</i>	4				11		10		7		1		7	1	40	1
<i>Community Health programme</i>			2		11		12		4						29	
<i>Basic Science Programme</i>					1		18		5		6		7	1	37	1
<i>Nursing School</i>							4		13	2	3		4	2	24	4
<i>Pharmacy School</i>							2		4		2				8	
<i>Lab. Technology School</i>							4		7		2		3		16	
<i>Environmental Health</i>					1		3		5		3		5		17	
<i>Technology Faculty</i>			1		2		5		2		7		3		20	
<i>Business Faculty</i>					2		6		1		6				15	
<b>Jimma College of Agriculture*</b>					<b>7</b>		<b>26</b>	<b>1</b>			<b>3</b>		<b>15</b>	<b>1</b>	<b>51</b>	<b>2</b>
<i>Jimma College of Agriculture</i>					7		26	1			3		15	1	51	2
<b>MAKELE UNIVERSITY</b>	<b>1</b>		<b>6</b>		<b>12</b>	<b>1</b>	<b>55</b>	<b>2</b>	<b>6</b>	<b>1</b>	<b>20</b>	<b>1</b>	<b>10</b>	<b>2</b>	<b>110</b>	<b>7</b>
<b>MAKELE UNIVERSITY COLLEGE</b>	<b>1</b>		<b>3</b>		<b>3</b>		<b>32</b>	<b>1</b>	<b>4</b>	<b>1</b>	<b>17</b>		<b>8</b>	<b>1</b>	<b>68</b>	<b>3</b>
<i>Civil Engineering</i>			1		1		2		1		2		2		9	
<i>Division of Natural and Social Sciences</i>							11	1			8		1		20	1
<i>Industrial Engineering</i>	1						3				4		1		9	
<i>Mining Geology</i>					2		2				3				7	
<i>Animal &amp; Range Science</i>			1				3						1		5	
<i>Dry land crop Science</i>							4						1	1	5	1
<i>Soil and water conservance</i>			1				7		3	1			2		13	1
<b>MAKELE BUSINESS COLLEGE</b>			<b>3</b>		<b>9</b>	<b>1</b>	<b>23</b>	<b>1</b>	<b>2</b>		<b>3</b>	<b>1</b>	<b>2</b>	<b>1</b>	<b>42</b>	<b>4</b>
<i>Accounting</i>					1		7		1		1	1			10	1
<i>Economics</i>			1		8	1	1								10	1
<i>Management</i>			2				3								5	
<i>Secretarial Science and Office Management</i>							1				2		2	1	5	1
<i>Natural and social Sciences Coordination Unit</i>							11	1	1						12	1
<b>NAZARETH TECHNICAL COLLEGE</b>					<b>1</b>		<b>37</b>		<b>12</b>	<b>1</b>	<b>28</b>	<b>1</b>	<b>31</b>	<b>1</b>	<b>109</b>	<b>3</b>
<i>Automotive Technology</i>							4		1		2		5		12	
<i>Construction Technology</i>							4		2		4	1	3		13	1
<i>Drafting and Surveying Technology</i>							2		3		5		8	1	18	1
<i>Electricity/Electronics Technology</i>							8		1		2		5		16	
<i>Manufacturing Technology</i>							6		1		2		4		13	
<i>Applied and Natural Science</i>							3		3		9		3		18	
<i>Computer Centre</i>							2				2		1		5	
<i>Language and Social Science .</i>							3		1	1	2		1		7	1
<i>Technical Teachers Education</i>					1		5						1		7	
<b>ETHIOPIAN CIVIL SERVICE COLLEGE</b>	<b>1</b>		<b>4</b>		<b>7</b>		<b>56</b>	<b>5</b>	<b>39</b>	<b>3</b>	<b>4</b>		<b>10</b>	<b>5</b>	<b>121</b>	<b>13</b>
<i>Faculty of Law</i>			1				8		12		2				23	
<i>Accounting</i>							7	1	8						15	1
<i>Economics</i>			2		3		10	1	6	2					21	3
<i>Development Administration</i>	1		1		1		5		1		1				10	
<i>Technology Faculty</i>					2		7		5		1		1		16	
<i>English</i>					1		12	2							13	2
<i>Computer Science</i>							1		3	1					4	1
<i>Continuing and Distance Education</i>							4		1						5	
<i>Dean of Student</i>																
<i>Library</i>							2	1	3				9	5	14	6
<b>Grand Total</b>	<b>49</b>		<b>194</b>	<b>4</b>	<b>398</b>	<b>18</b>	<b>991</b>	<b>46</b>	<b>239</b>	<b>24</b>	<b>210</b>	<b>10</b>	<b>276</b>	<b>34</b>	<b>2357</b>	<b>136</b>

\* 1991 E.C. Data

## **ADMINISTRATIVE AND GENERAL SERVICE STAFF**

### **Definition of concepts**

#### **Administrative and General Service Staff**

These are employees engaged in services that involve water supply, telephone, electricity, finance, administration, transport, publication, custody, health, students' cafeteria, maintenance, bookstore, archives, and so on. They are either full-time or part-time employees who do not participate directly in teaching or research and therefore, do not have academic rank.

Administrative and General Service Staff  
by Institution Type of Occupation, Level of Education and Sex  
1999/2000 (1992 E.C)

University/Institute/College/Faculty Department	Level of Education		Certificate and Above		Total		
	Type of Occupation	12 <sup>th</sup> Grade and below		BS	F	BS	F
		BS	F				
ADDIS ABABA UNIVERSITY (All institution)	Professional Service			21	7	21	7
	Sub-Professional Service	118	42	141	42	259	84
	Administrative Service	11	2	37	14	48	16
	Clerical & Financial Serv.	211	142	181	145	392	287
	Trade & Craft Service	269	84	15	3	284	87
	Manual & Custodial Serv.	576	443	19	16	595	459
	<b>Total</b>	<b>1185</b>	<b>713</b>	<b>414</b>	<b>227</b>	<b>1599</b>	<b>940</b>
AWASSA COLLEGE OF AGRICULTURE*	Professional Service			4		4	
	Sub-Professional Service	14	2			18	2
	Administrative Service	3	2	2		5	2
	Clerical & Financial Serv.	39	22	9	4	48	26
	Trade & Craft Service	62	25	6		68	25
	Manual & Custodial Serv.	120	43			120	43
	<b>Total</b>	<b>238</b>	<b>94</b>	<b>21</b>	<b>4</b>	<b>259</b>	<b>98</b>
BAHIR DAR TEACHER COLLEGE	Professional Service			6	3	9	5
	Sub-Professional Service	3	2	4	1	5	1
	Administrative Service	1		9	6	41	28
	Clerical & Financial Serv.	32	22			47	33
	Trade & Craft Service	47	33			61	27
	Manual & Custodial Serv.	61	27			144	84
	<b>Total</b>	<b>144</b>	<b>84</b>	<b>19</b>	<b>10</b>	<b>163</b>	<b>94</b>
GONDAR COLLEGE OF MEDICAL SCIENCES*	Professional Service			61	33	72	41
	Sub-Professional Service	11	8	2	1	8	2
	Administrative Service	6	1			49	28
	Clerical & Financial Serv.	48	28			80	44
	Trade & Craft Service	80	44			136	75
	Manual & Custodial Serv.	136	75			281	156
	<b>Total</b>	<b>281</b>	<b>156</b>	<b>64</b>	<b>34</b>	<b>345</b>	<b>190</b>
ALEMAYA UNIVERSITY OF AGRICULTURE*	Professional Service			3	2	3	2
	Sub-Professional Service	50	13	16	2	66	15
	Administrative Service	4		11	1	15	1
	Clerical & Financial Serv.	60	25	12	8	72	33
	Trade & Craft Service	121	27			121	27
	Manual & Custodial Serv.	313	97			313	97
	<b>Total</b>	<b>548</b>	<b>162</b>	<b>42</b>	<b>13</b>	<b>590</b>	<b>175</b>
AMBO COLLEGE OF AGRICULTURE	Professional Service			31	1	31	1
	Sub-Professional Service	7	1	10	2	17	3
	Administrative Service	2		4	3	6	3
	Clerical & Financial Serv.	15	8	11	6	26	14
	Trade & Craft Service	37	19			37	19
	Manual & Custodial Serv.	80	29			80	29
	<b>Total</b>	<b>141</b>	<b>57</b>	<b>56</b>	<b>12</b>	<b>197</b>	<b>69</b>
BAHIR DAR POLYTECHNIC INSTITUTE	Professional Service			7	1	14	1
	Sub-Professional Service	7		1		2	
	Administrative Service	1		2		18	7
	Clerical & Financial Serv.	16	7			29	15
	Trade & Craft Service	29	15			48	20
	Manual & Custodial Serv.	48	20			101	42
	<b>Total</b>	<b>101</b>	<b>42</b>	<b>10</b>	<b>1</b>	<b>111</b>	<b>43</b>
JIMMA COLLEGE OF AGRICULTURE*	Professional Service			8	2	13	3
	Sub-Professional Service	5	1	2		2	
	Administrative Service	22	9	9	5	31	14
	Clerical & Financial Serv.	40	22			40	22
	Trade & Craft Service	105	17			105	17
	Manual & Custodial Serv.			19	7	191	56
	<b>Total</b>	<b>172</b>	<b>49</b>	<b>19</b>	<b>7</b>	<b>191</b>	<b>56</b>
ADDIS ABABA COLLEGE OF COMMERCE	Professional Service			2	2	2	2
	Sub-Professional Service	1		1	1	2	1
	Administrative Service	2		6	2	8	2
	Clerical & Financial Serv.	25	19	13	8	38	27
	Trade & Craft Service	6				6	
	Manual & Custodial Serv.	52	32			52	32
	<b>Total</b>	<b>86</b>	<b>51</b>	<b>22</b>	<b>13</b>	<b>108</b>	<b>64</b>
KOTEBE COLLEGE OF TEACHER EDUCATION	Professional Service			10	3	16	7
	Sub-Professional Service	6	4	4	3	4	3
	Administrative Service			11	8	51	38
	Clerical & Financial Serv.	40	30			26	14
	Trade & Craft Service	26	14			93	46
	Manual & Custodial Serv.	91	45	2	1	163	93
	<b>Total</b>	<b>163</b>	<b>93</b>	<b>27</b>	<b>15</b>	<b>190</b>	<b>108</b>

Administrative and General Service Staff  
by Institution Type of Occupation, Level of Education and Sex  
1999/2000 (1992 E.C)

University/Institute/College/Faculty Department	Level of Education		12 <sup>th</sup> Grade and below		Certificate and Above		Total	
			BS	F	BS	F	BS	F
	Type of Occupation							
ARBA MINCH WATER TECHNOLOGY INSTITUTE	Professional Service				3		3	
	Sub-Professional Service	3	2	7	1	10	3	
	Administrative Service	1		8		9		
	Clerical & Financial Serv.	43	27	8	5	51	32	
	Trade & Craft Service	67	35			67	35	
	Manual & Custodial Serv.	101	45			101	45	
<b>Total</b>	<b>215</b>	<b>109</b>	<b>26</b>	<b>6</b>	<b>241</b>	<b>115</b>		
ETHIOPIAN CIVIL SERVICE COLLEGE	Professional Service				1	1	1	1
	Sub-Professional Service			7	3	7	3	
	Administrative Service			5	3	5	3	
	Clerical & Financial Serv.	17	8	38	27	55	35	
	Trade & Craft Service	52	26			52	26	
	Manual & Custodial Serv.	45	37			45	37	
<b>Total</b>	<b>114</b>	<b>71</b>	<b>51</b>	<b>34</b>	<b>165</b>	<b>105</b>		
JIMMA HEALTH SCIENCE INSTITUTE *	Professional Service				5		5	
	Sub-Professional Service	13	6	8	1	21	7	
	Administrative Service	4		5		9		
	Clerical & Financial Serv.	43	26	3	1	46	27	
	Trade & Craft Service	68	47			68	47	
	Manual & Custodial Serv.	170	77			170	77	
<b>Total</b>	<b>298</b>	<b>156</b>	<b>21</b>	<b>2</b>	<b>319</b>	<b>158</b>		
WONDO GENET COLLEGE OF FORESTRY	Professional Service				4	1	4	1
	Sub-Professional Service	8		5	1	13	1	
	Administrative Service	3		1	1	4	1	
	Clerical & Financial Serv.	13	8	1		14	8	
	Trade & Craft Service	22	4			22	4	
	Manual & Custodial Serv.	58	6			58	6	
<b>Total</b>	<b>104</b>	<b>18</b>	<b>11</b>	<b>3</b>	<b>115</b>	<b>21</b>		
MEKALLE BUSINESS COLLEGE	Professional Service							
	Sub-Professional Service	3	2	5	2	8	4	
	Administrative Service	5	4	1		6	4	
	Clerical & Financial Serv.	15	13	11	8	26	21	
	Trade & Craft Service	24	17			24	17	
	Manual & Custodial Serv.	36	27			36	27	
<b>Total</b>	<b>83</b>	<b>63</b>	<b>17</b>	<b>10</b>	<b>100</b>	<b>73</b>		
MEKALLE UNIVERSITY COLLEGE	Professional Service							
	Sub-Professional Service	1	1	3	1	4	2	
	Administrative Service	2		3		5		
	Clerical & Financial Serv.	17	9	8	4	25	13	
	Trade & Craft Service	21	8			21	8	
	Manual & Custodial Serv.	54	31			54	31	
<b>Total</b>	<b>95</b>	<b>49</b>	<b>14</b>	<b>5</b>	<b>109</b>	<b>54</b>		
NAZERIT TECHNICAL COLLEGE	Professional Service				1	1	1	1
	Sub-Professional Service	3		6	1	9	1	
	Administrative Service	2	1	4		6	1	
	Clerical & Financial Serv.	30	16	18	10	48	26	
	Trade & Craft Service	51	31			51	31	
	Manual & Custodial Serv.	83	26			83	26	
<b>Total</b>	<b>169</b>	<b>74</b>	<b>29</b>	<b>12</b>	<b>198</b>	<b>86</b>		
DILLA COLLEGE OF TEACHER. ED.&H.S	Professional Service							
	Sub-Professional Service	20	8	2		22	8	
	Administrative Service	4		2		6		
	Clerical & Financial Serv.	50	26	16	6	66	32	
	Trade & Craft Service	120	76			120	76	
	Manual & Custodial Serv.	160	68			160	68	
<b>Total</b>	<b>354</b>	<b>178</b>	<b>20</b>	<b>6</b>	<b>374</b>	<b>184</b>		
<b>Total</b>	Professional Service				71	15	71	15
	Sub-Professional Service	273	92	307	99	580	191	
	Administrative Service	51	10	102	29	153	39	
	Clerical & Financial Serv.	736	445	361	251	1097	696	
	Trade & Craft Service	1142	527	21	3	1163	530	
	Manual & Custodial Serv.	2289	1145	21	17	2310	1162	
<b>Grand Total</b>	<b>4491</b>	<b>2219</b>	<b>883</b>	<b>414</b>	<b>5374</b>	<b>2633</b>		

\* 1991 E.C Data

**Administrative and General Service Staff**  
**by Institution, Sex and Level of Education Upto Grade 12**  
**1999/2000 (1992 E.C.) Acadmic Year First Semester**

University/Institute/College/Faculty Department	Illiterate		Literate		Grade 1- 6		Grade 7 - 8		Grade 9 - 12		Total	
	BS	F	BS	F	BS	F	BS	F	BS	F	BS	F
ADDIS ABABA UNIVERSITY			250	150	278	165	133	84	524	314	<b>1185</b>	<b>713</b>
AWASSA COLLEGE OF AGRICULTURE*	24	17	14	6	75	31	40	11	85	29	<b>238</b>	<b>94</b>
BAHIRDAR TEACHERS COLLEGE	1	1	12	6	64	34	20	11	47	32	<b>144</b>	<b>84</b>
GONDER COLLEGE OF MEDICAL SCIENCE*			61	29	98	56	28	18	94	53	<b>281</b>	<b>156</b>
ALEMAYA UNIVERSITY OF AGRICULTURE*	3		186	58	191	44	44	18	124	42	<b>548</b>	<b>162</b>
AMBO COLLEGE OF AGRICULTURE	5		6	3	49	15	36	19	45	20	<b>141</b>	<b>57</b>
BAHIR DAR POLYTECHNIC INSTITUTE			15	5	36	16	13	5	37	16	<b>101</b>	<b>42</b>
JIMMA AGRICULTURE COLLEGE*					114	28	16	5	42	16	<b>172</b>	<b>49</b>
JIMMA INSTITUTE OF HEALTH SCIENCE					110	53	51	29	137	74	<b>298</b>	<b>156</b>
ADDIS ABABA COLLEGE OF COMMERCE			8	6	36	16	8	4	34	25	<b>86</b>	<b>51</b>
KOTEBE COLLEGE OF TEACHER EDU.	5	2	6	4	42	15	24	13	86	59	<b>163</b>	<b>93</b>
ARBA MINCH WATER TECHNOLOGE INST.			28	9	80	45	32	12	75	43	<b>215</b>	<b>109</b>
ETHIOPIAN CIVIL SERVICE COLLEGE			3	1	23	17	16	9	72	44	<b>114</b>	<b>71</b>
WONDO GENET COLLEGE OF FORESTRY	10		27	4	22	4	20	1	25	9	<b>104</b>	<b>18</b>
NAZARETH TECHNICAL COLLEGE			29	11	32	11	29	13	79	39	<b>169</b>	<b>74</b>
MEKALLE BUSINESS COLLEGE			18	12	17	13	14	13	34	25	<b>83</b>	<b>63</b>
MEKALLE UNIVERSITY COLLEGE					42	26	13	5	40	18	<b>95</b>	<b>49</b>
DILLA COLLEGE OF TEACHER EDU. & HEA. Sc.	178	89			64	34	41	22	71	33	<b>354</b>	<b>178</b>
<b>Total</b>	<b>226</b>	<b>109</b>	<b>663</b>	<b>304</b>	<b>1373</b>	<b>623</b>	<b>578</b>	<b>292</b>	<b>1651</b>	<b>891</b>	<b>4491</b>	<b>2219</b>

\* 1991 E.C Data

## **ETHIOPIAN SCHOLARSHIP STUDENTS**

### **Definition of concepts**

#### **Ethiopian Students Sent Abroad Through government Scholarship**

These are Ethiopian students sent abroad for higher students after fulfilling the criteria set up by the Ministry of Education. This section does not include students sent for higher education to foreign countries through special agreements between the scholarship granting countries of agencies and other government organizations of individuals.

#### **Graduate Returnees from Studies Abroad**

These are Ethiopian students who have satisfactorily completed their designated programmes abroad and presented their awarded diploma to be registered by scholarship office of the Ministry of Education. These students might have obtained their scholarship through government or private means.

#### **Country of study**

This is the country where the students have been sent to study through the Ministry of Education.

#### **Academic Qualification**

This is the level of education the student has achieved or is expected to achieve upon completion of his studies. It is usually designated by the type of diploma or degree earned at the end of the study period.

Ethiopian Students Sent Abroad Through Government Scholarships for  
Short Term/Advanced Training Programmes During 1999/2000 (1992 E.C.)

Field of study Country \ Sex		Agriculture		Technology		Natural Sc.		Social Sc.		Medical Sc.		Total	
		BS	F	BS	F	BS	F	BS	F	BS	F	BS	F
GERMANY		7		15		6	1			2	1	30	2
JAPAN		12	1	19				14	3	5		50	4
INDIA		1		4				20	1			25	1
SWEDEN		1		9				4				14	
INDONESIA		3		1				3				7	
UNESCO		1		1				1				3	
GREECE								1				1	
MALASIA								1				1	
TURKEY								1				1	
KOREA		2						4				6	
EGYPT		2						5				7	
ISRAEL		1		1				4	1			6	1
<b>Total</b>		<b>30</b>	<b>1</b>	<b>50</b>		<b>6</b>	<b>1</b>	<b>58</b>	<b>5</b>	<b>7</b>	<b>1</b>	<b>151</b>	<b>8</b>

Ethiopian Students Sent Abroad Through Government Scholarships for  
Undergraduate Degree During 1999/2000 (1992 E.C.)

Field of study Country \ Sex		Agriculture		Technology		Natural Sc.		Social Sc.		Medical Sc.		Total	
		BS	F	BS	F	BS	F	BS	F	BS	F	BS	F
EGYPT				11								11	
INDIA				1				9	1			10	1
<b>Total</b>				<b>12</b>				<b>9</b>	<b>1</b>			<b>21</b>	<b>1</b>

Ethiopian Students Sent Abroad Through Government Scholarships for  
Postgraduate Degree During 1999/2000 (1992 E.C.)

Field of study Country \ Sex		Agriculture		Technology		Natural Sc.		Social Sc.		Medical Sc.		Total	
		BS	F	BS	F	BS	F	BS	F	BS	F	BS	F
NETHERLANDS		12		6				15	4			33	4
JAPAN				4								4	
CHINA		4		5						1		10	
NORWAY								1				1	
CZECH		1										1	
INDIA								12	1			12	1
<b>Total</b>		<b>17</b>		<b>15</b>				<b>28</b>	<b>5</b>	<b>1</b>		<b>61</b>	<b>5</b>



Ethiopian Graduate Returness From Abroad With  
Diploma or Certificate During 1999/2000 (1992 E.C.)

Country	Field of study		Agriculture		Technology		Natural Sc.		Social Sc.		Medical Sc.		Total	
	Sex		BS	F	BS	F	BS	F	BS	F	BS	F	BS	F
GERMANY			1		9		2		8		1		21	
NETHERLAND			2		2				2				6	
INDIA					2				1				3	
NORWAY					2		1				1		4	
JAPAN					2				3				5	
U.S.A.							1	1	1	1	1	1	3	3
KENYA									1				1	
FRANCE					1								1	
EGYPT					1								1	
ITALY							1						1	
AUSTRIA							1						1	
BOTSWANA					1								1	
SOUTH AFRICA									1		2	1	3	1
CYPRUS							1						1	
CUBA									1		3		4	
<b>Total</b>			<b>3</b>		<b>20</b>		<b>7</b>	<b>1</b>	<b>18</b>	<b>1</b>	<b>8</b>	<b>2</b>	<b>56</b>	<b>4</b>

Ethiopian Graduate Returness From Abroad With  
B.A/B.Sc. or Equivalent During 1999/2000 (1992 E.C.)

Country	Field of study		Agriculture		Technology		Natural Sc.		Social Sc.		Medical Sc.		Total	
	Sex		BS	F	BS	F	BS	F	BS	F	BS	F	BS	F
ENGLAND					1		1	1					2	1
INDIA					5				4	12			46	12
GERMANY					2								2	
KENYA									2				2	
NETHERLANDS			2										2	
RUSSIA			1								1		2	
JAPAN					1								1	
ZIMBABWE					1				1				2	
UGANDA									1				1	
CUBA					2				2	2			4	2
PAKISTAN					2						1		3	
GREECE									1				1	
<b>Total</b>			<b>3</b>		<b>14</b>		<b>1</b>	<b>1</b>	<b>47</b>	<b>14</b>	<b>2</b>		<b>68</b>	<b>15</b>

Ethiopian Graduate Returness From Abroad With  
M.D/D.V.M. or Equivalent During 1999/2000 (1992 E.C.)

Country	Field of study		Agriculture		Technology		Natural Sc.		Social Sc.		Medical Sc.		Total	
	Sex		BS	F	BS	F	BS	F	BS	F	BS	F	BS	F
CUBA			5										5	
<b>Total</b>			<b>5</b>										<b>5</b>	

Ethiopian Graduate Returnees From Abroad With  
M.A/M.Sc. or Equivalent During 1999/2000 (1992 E.C.)

Country	Agriculture		Technology		Natural Sc.		Social Sc.		Medical Sc.		Total	
	BS	F	BS	F	BS	F	BS	F	BS	F	BS	F
ENGLAND	2		4		4	1	14	2	4		28	3
GERMANY	4		11		2		2		2		21	
NETHERLAND	4		15	1	7		5	2	1	1	32	4
INDIA	24	2	17		40		62	5	2		145	7
CUBA			2	2			2		1	1	5	3
SWEDEN					1						1	
RUSSIA	2		6		2		5				15	
JAPAN			1				1	1			2	1
IRELAND			2				10				12	
UKRAIN			3						2		5	
SOUTH AFRICA			1				1				2	
ITALY							1				1	
CHINA	2		1		1						4	
GREECE	1										1	
HUNGARY			1								1	
NORWAY			4		3		3		1		11	
AUSTRALIA	1						1	1			2	1
GHANA							4				4	
BELGIUM			1	1	2						3	1
U.S.A.			1				3		1		5	
CANADA			1								1	
SLOVCKIA							1				1	
CHECK REPUBLIC							1		1		2	
AUSTRIA									2		2	
JORDAN	1										1	
PAKISTAN							1				1	
KENYA					1		1				2	
<b>Total</b>	<b>41</b>	<b>2</b>	<b>71</b>	<b>4</b>	<b>63</b>	<b>1</b>	<b>118</b>	<b>11</b>	<b>17</b>	<b>2</b>	<b>310</b>	<b>20</b>

Ethiopian Graduate Returnees From Abroad With  
Ph. D. or Equivalent During 1999/2000 (1992 E.C.)

Country	Agriculture		Technology		Natural Sc.		Social Sc.		Medical Sc.		Total	
	BS	F	BS	F	BS	F	BS	F	BS	F	BS	F
ENGLAND	1				1		3		2		7	
GERMANY	6				3		1				10	
INDIA	1				1						2	
SWEDEN	1								2		3	
U.S.A					1						1	
AUSTRIA					4				1		5	
ITALY			1		2						3	
NETHERLAND	1						1				2	
RUSSIA	1				2	1	3	1			6	2
GREECE							1				1	
SLOVAKIA	1										1	
CUBA									7		7	
JAPAN							1				1	
NORWAY	2										2	
UKRAIN	1				1						2	
IRELAND												
CHECK REPUBLIC	2				1		1				4	
CHINA									1		1	
FRANCE			1		1						2	
<b>Total</b>	<b>17</b>		<b>2</b>		<b>17</b>	<b>1</b>	<b>11</b>	<b>1</b>	<b>13</b>		<b>60</b>	<b>2</b>

Recurrent Budget Allocated to Institutions of Higher Education  
1999/2000 (1992 E.C.)

INSTITUTION	Approved Budget	Approved Budget 1992 E.C		
	1991 E.C	Total	Salary *	% Salary
ADDIS ABABA UNIVERSITY	77,879,000.00	89,969,600.00	37,827,400.00	42.04
ALEMAYA UNIVERSITY OF AGRICULTURE	14,538,700.00	15,570,100.00	7,106,200.00	45.64
AMBO COLLEGE OF AGRICULTURE	2,945,100.00	3,590,100.00	1,649,300.00	45.94
BAHIR DAR POLYTECHNIC INSTITUTE	4,583,500.00	5,628,000.00	2,250,600.00	39.99
JIMMA COLLEGE OF AGRICULTURE	3,498,600.00	4,438,200.00	1,521,300.00	34.28
ADDIS ABABA COLLEGE OF COMMERCE	4,953,500.00	7,782,000.00	2,020,100.00	25.96
KOTEBE COLLEGE OF TEACHER EDUCATION (N/A)	-	-		-
ARBA MINCH WATER TECHNOLOGY INSTITUTE	5,831,300.00	8,833,600.00	3,218,300.00	36.43
WONDO GENET COLLEGE OF FORESTRY	2,426,600.00	2,555,000.00	1,140,900.00	44.65
MAKALLE BUSINESS COLLEGE	3,365,200.00	4,703,700.00	1,580,400.00	33.60
NAZARETH TECHNICAL COLLEGE	5,182,700.00	5,800,800.00	2,573,900.00	44.37
MAKALLE UNIVERSITY COLLEGE	3,748,900.00	5,362,600.00	1,678,100.00	31.29
AWASSA COLLEGE OF AGRICULTURE	5,483,000.00	8,569,000.00	2,866,100.00	33.45
BAHIR DAR TEACHERS' COLLEGE	5,902,000.00	7,037,000.00	2,663,500.00	37.85
GONDER COLLEGE OF MEDICAL SCIENCE	13,673,900.00	14,456,700.00	5,861,100.00	40.54
ETHIOPIAN CIVIL SERVICE COLLEGE (N/A)	-	-		-
JIMMA INSTITUTE OF HEALTH SCIENCES	16,565,600.00	18,647,500.00	7,305,600.00	39.18
DILLA COLLEGE OF TEACHER EDU. & HEALTH SC.	5,809,000.00	9,192,500.00	2,725,900.00	29.65
BLACK LION HOSPITAL	22,272,600.00	23,021,900.00	9,013,000.00	39.15
<b>GRAND TOTAL</b>	<b>198,659,200.00</b>	<b>235,158,300.00</b>	<b>93,001,700.00</b>	<b>39.55</b>

\* Includes Allowance  
N/A = Not Available

## **CONTINUING EDUCATION**

### **Definition of concepts**

#### **Extension (Evening) Programmes**

These are programmes offered by institutions of higher education in extension (evening) classes.

#### **Kiremt Teacher Training Programmes**

These are programmes offered to employees recommended by the Ethiopian Ministry of Education, various Institutions of Higher Education and similar organizations engaged in teaching activities. This programmes is offered during the Ethiopian "Kiremt" (Summer) season, normally from July to August.

Data on New Admission, Readmission and Enrollment in Extension (Evening)  
Diploma and Undergraduate Degree Programmes  
1998/99 (1991 E. C.) Academic Year - First Semester

University/Institute/College/Faculty Department	Diploma						Undergraduate Degree					
	New Admission		Readmission		Enrollment		New Admission		Readmission		Enrollment	
	BS	F	BS	F	BS	F	BS	F	BS	F	BS	F
<b>ADDIS ABABA UNIVERSITY</b>	<b>1007</b>	<b>238</b>			<b>3343</b>	<b>857</b>	<b>1150</b>	<b>340</b>			<b>4960</b>	<b>1390</b>
<b>Faculty of Business &amp; Economics</b>	<b>101</b>	<b>18</b>			<b>315</b>	<b>66</b>	<b>302</b>	<b>62</b>			<b>1738</b>	<b>316</b>
Accounting	49	9			157	28	93	14			613	93
Economics							106	21			550	100
Management							103	27			575	123
Supervisory Management	52	9			158	38						
<b>College of Social Sciences</b>							<b>285</b>	<b>87</b>			<b>983</b>	<b>296</b>
Geography							73	18			221	56
History							52	15			171	61
Political Sci. & International Relations							76	7			285	53
Sociology & Social Administration							84	47			306	126
<b>Faculty of Education</b>	<b>75</b>	<b>20</b>			<b>290</b>	<b>107</b>	<b>170</b>	<b>69</b>			<b>752</b>	<b>351</b>
Business Education	35	12			124	52	104	47			533	306
Educational Administration	40	8			131	44	66	22			219	45
T.T.E.					35	11						
<b>Faculty of Law</b>	<b>104</b>	<b>11</b>			<b>536</b>	<b>64</b>						
Law	104	11			536	64						
<b>Faculty of Science</b>	<b>220</b>	<b>78</b>			<b>654</b>	<b>251</b>						
Biology	37	13			103	50						
Chemistry	41	19			146	67						
Computer Science	49	12			117	33						
Mathematics	41	13			130	41						
Statistics	52	21			158	60						
<b>Faculty of Technology</b>	<b>340</b>	<b>20</b>			<b>1086</b>	<b>112</b>	<b>154</b>	<b>12</b>			<b>700</b>	<b>56</b>
Building Engineering	72	3			317	26						
Civil Engineering	110	10			380	42						
Electrical Engineering	79	5			134	21						
Mechanical Engineering	79	2			255	23						
Engineering							154	12			700	56
<b>Institute of Language Studies</b>	<b>107</b>	<b>56</b>			<b>304</b>	<b>159</b>	<b>140</b>	<b>70</b>			<b>465</b>	<b>220</b>
Ethiopian Lang. & Literature	41	25			124	72	75	35			195	95
Foreign Lang. & Liter.	66	31			180	87	65	35			270	125
<b>Information Studies</b>	<b>60</b>	<b>35</b>			<b>158</b>	<b>98</b>	<b>99</b>	<b>40</b>			<b>322</b>	<b>151</b>
Library Science	60	35			158	98	99	40			322	151
<b>DEBUB UNIVERSITY</b>	<b>422</b>	<b>113</b>	<b>10</b>	<b>3</b>	<b>535</b>	<b>122</b>	<b>88</b>	<b>8</b>	<b>1</b>	<b>1</b>	<b>350</b>	<b>30</b>
<b>Dilla Teacher Education and Health Science College</b>							<b>88</b>	<b>8</b>	<b>1</b>	<b>1</b>	<b>350</b>	<b>30</b>
Chemistry											45	5
Biology											42	4
Geography							88	8	1	1	180	14
English											83	7
<b>Awassa College of Agriculture</b>	<b>384</b>	<b>109</b>	<b>7</b>	<b>2</b>	<b>391</b>	<b>111</b>						
Basic Science /BSD/	117	32	4	1	121	33						
General Agriculture /GeAg/	72	23	1	1	73	24						
HOST	67	40			67	40						
Plant Prod. & DLF /PPDF/	128	14	2		130	14						
<b>Wondo Genet Forestry</b>	<b>38</b>	<b>4</b>	<b>3</b>	<b>1</b>	<b>144</b>	<b>11</b>						
Forestry	38	4	3	1	144	11						
<b>BAHIR DAR UNIVERSITY</b>	<b>1825</b>	<b>377</b>	<b>109</b>	<b>27</b>	<b>3553</b>	<b>725</b>						
<b>Bahir Dar Teachers College</b>	<b>1385</b>	<b>327</b>	<b>55</b>	<b>15</b>	<b>2662</b>	<b>619</b>						
Amharic	135	71	17	10	379	201						
Biology	75	12	6	1	247	43						
English	75	8	10	1	274	42						
Chemistry			1	1	1	1						
Geography	123	24	14	1	364	54						
Mathematics	99	4			194	18						
History	96	7	1		257	43						

University/Institute/College/Faculty Department	Diploma						Undergraduate Degree					
	New Admission		Readmission		Enrollment		New Admission		Readmission		Enrollment	
	BS	F	BS	F	BS	F	BS	F	BS	F	BS	F
<i>Law</i>	139	15	6	1	303	31						
<i>Accounting</i>	483	65			483	65						
<i>Secretarial Science</i>	160	121			160	121						
<b>Bahir Dar Polytechnic Institute</b>	<b>440</b>	<b>50</b>	<b>54</b>	<b>12</b>	<b>891</b>	<b>106</b>						
<i>Freshman Programme</i>	438	50	22	6	460	56						
<i>Civil Engg.</i>	1		3		146	18						
<i>Mechanical Engg.</i>			7	2	96	10						
<i>Electrical Engg.</i>	1		20	3	134	18						
<i>Electrical Technology</i>			2	1	55	4						
<b>ARBA MINCH INSTITUTE OF TECHNOLOGY</b>	<b>105</b>	<b>8</b>	<b>8</b>	<b>1</b>	<b>207</b>	<b>15</b>						
<i>Building Engineering</i>	50	5	4		98	6						
<i>Civil engineering</i>	55	3	4	1	109	9						
<b>AMBO COLLEGE OF AGRICULTURE</b>	<b>221</b>	<b>50</b>	<b>22</b>	<b>6</b>	<b>585</b>	<b>120</b>						
<i>General Agriculture</i>	221	50	22	6	585	120						
<b>JIMMA UNIVERSITY</b>	<b>628</b>	<b>141</b>	<b>47</b>	<b>19</b>	<b>1140</b>	<b>276</b>						
<b>Jimma Institute of Health Science</b>	<b>580</b>	<b>136</b>	<b>43</b>	<b>17</b>	<b>1002</b>	<b>256</b>						
<b>Faculty of Business</b>	434	124	37	17	809	242						
<i>Accounting</i>	338	96	26	15	613	197						
<i>Management</i>	96	28	11	2	196	45						
<b>Faculty of Technology</b>	<b>101</b>	<b>5</b>	<b>6</b>		<b>148</b>	<b>7</b>						
<i>Civil Engineering</i>	101	5	6		148	7						
<b>Faculty of Medicine</b>	<b>45</b>	<b>7</b>			<b>45</b>	<b>7</b>						
<i>Pharmacy School</i>	45	7			45	7						
<b>JIMMA COLLEGE OF AGRICULTURE</b>	<b>48</b>	<b>5</b>	<b>4</b>	<b>2</b>	<b>138</b>	<b>20</b>						
<i>General Agriculture</i>	48	5	4	2	138	20						
<b>ADDIS ABABA COLLEGE OF COMMERCE</b>	<b>957</b>	<b>258</b>	<b>94</b>	<b>19</b>	<b>2228</b>	<b>622</b>						
<i>Accounting</i>	317	22	48	4	762	76						
<i>Banking &amp; Finance</i>	162	22	17	2	399	50						
<i>Marketing Management</i>	107	11	4		201	21						
<i>Personal Management</i>	58	1	2		105	4						
<i>Purchasing &amp; Supply Management</i>	113	8	12	2	297	17						
<i>Secretarial Sc. &amp; Office Management (BL)</i>	172	170	11	11	384	381						
<i>Secretarial Sc. &amp; Office Management (TL)</i>	28	24			80	73						
<b>KOTEBE COLLEGE OF TEACHER EDUCATION</b>	<b>845</b>	<b>173</b>	<b>47</b>	<b>16</b>	<b>1924</b>	<b>476</b>	<b>66</b>	<b>2</b>	<b>11</b>	<b>597</b>	<b>91</b>	
<i>English</i>	93	12	5	1	270	58			4	246	55	
<i>Maths</i>	122	24	4		159	39			7	110	17	
<i>Biology</i>	90	22	6	3	197	61						
<i>Chemistry</i>	79	11	4		187	33						
<i>History</i>	109	24	3		176	32						
<i>Geography</i>	107	18	8	5	283	50				65	4	
<i>Business Educ.</i>			3	1	99	42						
<i>Ethiopian Languages</i>	99	48	6	4	253	136					68	11
<i>Health &amp; Physical Education</i>	82	6	6	1	179	13	66	2		108	4	
<i>Physics</i>	64	8	2	1	121	12						
<b>MAKELE UNIVERSITY</b>	<b>706</b>	<b>238</b>	<b>43</b>	<b>16</b>	<b>1,270</b>	<b>457</b>	<b>247</b>	<b>36</b>	<b>10</b>	<b>2</b>	<b>585</b>	<b>85</b>
<b>Makele University College</b>	<b>423</b>	<b>120</b>	<b>21</b>	<b>2</b>	<b>662</b>	<b>175</b>						
<i>Law</i>	114	40	12	2	193	62						
<i>Civil Engineering</i>	121	10	9		224	16						
<i>Soil and water Conservation</i>					57	27						
<i>Biology</i>	93	36			93	36						
<i>English</i>	95	34			95	34						
<b>Makale Business College</b>	<b>283</b>	<b>118</b>	<b>22</b>	<b>14</b>	<b>608</b>	<b>282</b>	<b>247</b>	<b>36</b>	<b>10</b>	<b>2</b>	<b>585</b>	<b>85</b>
<i>Accounting</i>	66	20	8	5	237	86	77	16	3		185	39
<i>Economics</i>							87	10	3	1	212	26
<i>Management</i>	74	11	8	3	144	33	83	10	4	1	188	20
<i>Banking and Finance</i>	66	10			77	13						
<i>Secretarial Science and Office Management</i>	77	77	6	6	150	150						
<b>ETHIOPIA CIVIL SERVICE COLLEGE</b>	<b>114</b>	<b>14</b>			<b>387</b>	<b>102</b>						
<i>Law</i>	76	6			217	43						
<i>Accounting</i>	38	8			170	59						

University/Institute/College/Faculty Department	Diploma						Undergraduate Degree					
	New Admission		Readmission		Enrollment		New Admission		Readmission		Enrollment	
	BS	F	BS	F	BS	F	BS	F	BS	F	BS	F
<b>NAZARETH TECHNICAL COLLEGE</b>	<b>374</b>	<b>100</b>	<b>18</b>	<b>8</b>	<b>958</b>	<b>226</b>					<b>69</b>	<b>2</b>
<i>Automotive Technology</i>	20	1	3		75	1					14	
<i>Construction Technology</i>	45	7			150	11					13	
<i>Drafting and Surveying Technology</i>	27	13			53	24						
<i>Electricity/Electronics Technology</i>	26	1	1		114	4					30	1
<i>Manufacturing Technology</i>			1		50	1					12	1
<i>Surveying Technology</i>	44	4			88	8						
<i>Accounting</i>	167	61	10	7	346	149						
<i>Marketing Management</i>	45	13	3	1	82	28						
<b>GRAND TOTAL</b>	<b>7,204</b>	<b>1,710</b>	<b>398</b>	<b>115</b>	<b>16,130</b>	<b>3,998</b>	<b>1,551</b>	<b>386</b>	<b>22</b>	<b>3</b>	<b>6,561</b>	<b>1,598</b>

Graduates from Extension (Evening) Diploma, Undergraduate Degree  
by Institution, Department and Sex  
1999/2000 (1992 E.C.) Academic Year

University/Institute/College/Faculty Department	Diploma		Undergraduate Degree		Total	
	BS	F	BS	F	BS	F
<b>ADDIS ABABA UNIVERSITY</b>	<b>467</b>	<b>122</b>	<b>267</b>	<b>88</b>	<b>734</b>	<b>210</b>
<b>Faculty of Business &amp; Economics</b>	<b>39</b>	<b>6</b>	<b>131</b>	<b>39</b>	<b>170</b>	<b>45</b>
<i>Accounting</i>	16	3	53	10	69	13
<i>Economics</i>			33	15	33	15
<i>Management</i>			45	14	45	14
<i>Supervisory Mgt.</i>	23	3			23	3
<b>Faculty of Education</b>	<b>92</b>	<b>32</b>	<b>86</b>	<b>33</b>	<b>178</b>	<b>65</b>
<i>Business Education</i>	10	5	53	32	63	37
<i>Educational Administration</i>	32	12	33	1	65	13
<b>Technical Teachers Educ.</b>	<b>50</b>	<b>15</b>			<b>50</b>	<b>15</b>
<i>Automotive</i>	6	1			6	1
<i>Drafting</i>	23	8			23	8
<i>Elect. and Elect.</i>	6	2			6	2
<i>Metal</i>	7	1			7	1
<i>Wood</i>	8	3			8	3
<b>Faculty of Law</b>	<b>67</b>	<b>5</b>			<b>67</b>	<b>5</b>
<b>Faculty of Science</b>	<b>90</b>	<b>43</b>			<b>90</b>	<b>43</b>
<i>Biology</i>	15	9			15	9
<i>Chemistry</i>	32	15			32	15
<i>Computer Science</i>	9	3			9	3
<i>Mathematics</i>	11	7			11	7
<i>Statistics</i>	23	9			23	9
<b>Information Studies</b>	<b>24</b>	<b>14</b>	<b>14</b>	<b>4</b>	<b>38</b>	<b>18</b>
<i>Library and Information Science</i>	24	14	14	4	38	18
<b>Institute of Language Studies</b>	<b>37</b>	<b>14</b>	<b>36</b>	<b>12</b>	<b>73</b>	<b>26</b>
<i>Ethiopian Language and Literature</i>	13	7	9	3	22	10
<i>Foreign Language and Literature</i>	24	7	27	9	51	16
<b>Faculty of Technology</b>	<b>118</b>	<b>8</b>			<b>118</b>	<b>8</b>
<i>Civil Engineering</i>	52	5			52	5
<i>Building Engineering</i>	11				11	
<i>Electrical Engineering</i>	27	2			27	2
<i>Mechanical Engineering</i>	28	1			28	1
<b>DEBUB UNIVERSITY</b>	<b>183</b>	<b>59</b>			<b>183</b>	<b>59</b>
<b>Awassa College of Agriculture</b>	<b>183</b>	<b>59</b>			<b>183</b>	<b>59</b>
<i>Agricultural Engineering and Mechnisation</i>	2				2	
<i>Plant Production and Dryland Farming</i>	78	4			78	4
<i>Home Science and Technology</i>	100	54			100	54
<i>General Agriculture</i>	3	1			3	1
<b>BAHIR UNIVERSITY</b>	<b>239</b>	<b>46</b>	<b>67</b>	<b>3</b>	<b>306</b>	<b>49</b>
<b>Bahir Dar Polytechnic Institute</b>	<b>52</b>				<b>52</b>	
<i>Electrical Technology</i>	52				52	
<b>Bahir Dar Teachers College</b>	<b>187</b>	<b>46</b>	<b>67</b>	<b>3</b>	<b>254</b>	<b>49</b>
<i>Amharic</i>	44	25			44	25
<i>Biology</i>	38	5			38	5
<i>English</i>	34	8			34	8
<i>Geography</i>	60	7			60	7
<i>Mathematics</i>	11	1			11	1
<i>Peadagogical Science</i>			67	3	67	3
<b>AMBO COLLEGE OF AGRICULTURE</b>	<b>119</b>	<b>42</b>			<b>119</b>	<b>42</b>
<i>General Agriculture</i>	119	42			119	42
<b>ALEMAYA UNIVERSITY</b>	<b>164</b>	<b>38</b>			<b>164</b>	<b>38</b>



University/Institute/College/Faculty Department	Diploma		Undergraduate Degree		Total	
	BS	F	BS	F	BS	F
<i>Accounting</i>	115	30			115	30
<i>Management</i>	49	8			49	8
<b>JIMMA UNIVERSITY</b>	<b>135</b>	<b>24</b>			<b>135</b>	<b>24</b>
<b>Jimma Institute of Health Science</b>	<b>98</b>	<b>19</b>			<b>98</b>	<b>19</b>
<i>Pharmacy</i>	27	2			27	2
<i>Accounting</i>	71	17			71	17
<b>Jimma College of Agriculture</b>	<b>37</b>	<b>5</b>			<b>37</b>	<b>5</b>
<i>General Agriculture</i>	37	5			37	5
<b>ADDIS ABABA COLLEGE OF COMMERCE</b>	<b>553</b>	<b>188</b>			<b>553</b>	<b>188</b>
<i>Accounting</i>	187	28			187	28
<i>Banking &amp; Finance</i>	86	12			86	12
<i>Marketing Management</i>	29	7			29	7
<i>Personnel Management</i>	31	3			31	3
<i>Purchasing and Supply Management</i>	85	6			85	6
<i>Secretarial Sc. &amp; Office Mgt. (Bi-lingual)</i>	109	109			109	109
<i>Secretarial Sc. &amp; Office Mgt. (Tri-lingual)</i>	26	23			26	23
<b>MAKALLE UNIVERSITY</b>	<b>163</b>	<b>58</b>			<b>163</b>	<b>58</b>
<b>Makale University College</b>	<b>62</b>	<b>5</b>			<b>62</b>	<b>5</b>
<i>Law</i>	28	2			28	2
<i>Soil and Water Conservation</i>	11	3			11	3
<i>General Agriculture</i>	23				23	
<b>Makele Business College</b>	<b>101</b>	<b>53</b>			<b>101</b>	<b>53</b>
<i>Accounting</i>	49	17			49	17
<i>Banking and Finance</i>	10	2			10	2
<i>Management</i>	16	8			16	8
<i>Secretarial Science and Office Management</i>	26	26			26	26
<b>NAZARETH TECHNICAL COLLEGE</b>	<b>52</b>	<b>8</b>			<b>52</b>	<b>8</b>
<i>Automotive Technology</i>	11				11	
<i>Construction Technology</i>	9	2			9	2
<i>Drafting Technology</i>	11	6			11	6
<i>Electricity/Electronics Technology</i>	11				11	
<i>Surveying Technology</i>	10				10	
<b>KOTEBE COLLEGE OF TEACHER EDUCATION</b>	<b>539</b>	<b>162</b>	<b>69</b>	<b>18</b>	<b>608</b>	<b>180</b>
<i>Biology</i>	38	20			38	20
<i>Business Education</i>	112	53			112	53
<i>Chemistry</i>	45	12			45	12
<i>Physics</i>	10	1			10	1
<i>Home Economics</i>	4	3			4	3
<i>Ethiopian Language and Literature</i>	68	34	15	6	83	40
<i>English</i>	80	18	40	11	120	29
<i>Mathematics</i>	53	6	14	1	67	7
<i>History</i>	24	3			24	3
<i>Geography</i>	73	12			73	12
<i>Helath and Physical Education</i>	32				32	
<b>ETHIOPIAN CIVIL SERVICE COLLEGE</b>	<b>77</b>	<b>21</b>			<b>77</b>	<b>21</b>
<i>Law</i>	32	6			32	6
<i>Accounting</i>	45	15			45	15
<b>Grand Total</b>	<b>2691</b>	<b>768</b>	<b>403</b>	<b>109</b>	<b>3094</b>	<b>877</b>

Data on New Admission, Readmission and Enrollment in Kiremt Teacher Education  
Diploma and Undergraduate Degree Programme:  
by Institution, Department, Year of Study and Sex  
1998/99 (1991 E. C.) Academic Year

University/Institute/College/Faculty Department	Diploma						Undergraduate Degree					
	New Admission		Readmission		Enrollment		New Admission		Readmission		Enrollment	
	BS	F	BS	F	BS	F	BS	F	BS	F	BS	F
<b>ADDIS ABABA UNIVERSITY</b>					<b>112</b>	<b>6</b>	<b>698</b>	<b>48</b>			<b>1620</b>	<b>114</b>
<b>College of Social Sciences</b>							<b>150</b>	<b>4</b>			<b>329</b>	<b>11</b>
<i>Geography</i>							79	1			170	4
<i>History</i>							71	3			159	7
<b>Faculty of Education</b>					<b>112</b>	<b>6</b>					<b>77</b>	<b>3</b>
<i>Business Education</i>											17	3
<i>Educational Administration</i>					112	6					60	
<b>Faculty of Science</b>							<b>349</b>	<b>16</b>			<b>747</b>	<b>40</b>
<i>Biology</i>							79	5			174	13
<i>Chemistry</i>							79	4			176	12
<i>Maths.</i>							117	6			229	9
<i>Physics</i>							74	1			168	6
<b>Institute of Language Studies</b>							<b>199</b>	<b>28</b>			<b>467</b>	<b>60</b>
<i>Ethiopian Language and Literature</i>							118	11			290	25
<i>Foreign Language and Literature</i>							81	17			177	35
<b>Information Studies</b>												
<i>Library Science</i>												
<b>DEBUB UNIVERSITY</b>					<b>186</b>	<b>42</b>	<b>328</b>	<b>10</b>	<b>5</b>	<b>1</b>	<b>639</b>	<b>25</b>
<b>Dilla College of Teacher Education and Health Sc.</b>							<b>294</b>	<b>9</b>	<b>5</b>	<b>1</b>	<b>605</b>	<b>24</b>
<i>Amharic</i>							42	3	1		82	9
<i>Biology</i>							40	2	1		80	4
<i>Chemistry</i>							41	2			78	4
<i>English</i>							41				80	1
<i>Geography</i>							39	1	1	1	80	3
<i>History</i>							27				67	
<i>Mathematics</i>							39	1	1		77	3
<i>Physics</i>							25		1		61	
<b>Awassa College of Agriculture</b>					<b>186</b>	<b>42</b>	<b>34</b>	<b>1</b>			<b>34</b>	<b>1</b>
<i>General Agricultural</i>					186	42	34	1			34	1
<b>MEKELE UNIVERSITY</b>												
<b>Mekele Univesity College</b>												
<i>General Agricultural</i>												
<i>Animal and Range Sciences</i>												
<i>Dryland Crop Science</i>												
<i>Soil and Water Conservation</i>												
<i>Civil Engineering</i>												
<b>ALEMAYA UNIVERSITY</b>							<b>196</b>	<b>13</b>			<b>196</b>	<b>13</b>
<b>KOTEBE COLLEGE OF TEACHER EDUC.</b>	<b>187</b>	<b>43</b>	<b>63</b>	<b>12</b>	<b>1076</b>	<b>180</b>					<b>80</b>	<b>1</b>
<i>English</i>			9	2	126	28					62	1
<i>Maths</i>	34	7	16		116	17					18	
<i>Biology</i>	38	15	4	3	118	31						
<i>Chemistry</i>	36	6	4	2	105	20						
<i>Geography</i>	37	13	6	2	146	28						
<i>History</i>			5		100	4						
<i>Ethiopian Languages</i>			8	3	162	47						
<i>Health &amp; Physical Education</i>	42	2	4		119	3						
<i>Physics</i>			7		84	2						
<b>ARBAMINCH WATER TECHNOLOGY INSTITUTE</b>	<b>49</b>	<b>2</b>			<b>49</b>	<b>2</b>						
<i>Civil Engineering</i>	49	2			49	2						
<b>NAZARETH TECHNICAL COLLEGE</b>	<b>100</b>	<b>3</b>	<b>1</b>		<b>262</b>	<b>4</b>						
<i>Automotive Technolgy</i>	24	1			65	1						
<i>Construction Technology</i>	26				65							
<i>Drafting and Surveying Technology</i>					5							
<i>Electricity /Electronics Technology</i>	24	2			63	3						
<i>Manufacturing Technology</i>	26		1		64							
<b>BAHIR DAR UNIVERSITY</b>			<b>5</b>		<b>35</b>	<b>2</b>	<b>303</b>	<b>15</b>			<b>637</b>	<b>31</b>
<b>Bahir Dar Teachers College</b>			<b>5</b>		<b>35</b>	<b>2</b>	<b>303</b>	<b>15</b>			<b>637</b>	<b>31</b>
<i>English</i>			4		20	1	38	1			72	1
<i>History</i>					15	1	38	1			111	3
<i>Mathematics</i>			1				40				78	
<i>Physics</i>							33				70	
<i>Biologly</i>							39	1			79	4
<i>Geography</i>							40				76	2
<i>Chemistry</i>							36	5			74	7
<i>Amharic</i>							39	7			77	14
<b>GRAND TOTAL</b>	<b>336</b>	<b>48</b>	<b>69</b>	<b>12</b>	<b>1,720</b>	<b>236</b>	<b>1,525</b>	<b>86</b>	<b>5</b>	<b>1</b>	<b>3,172</b>	<b>184</b>

Graduates from Kiremt Diploma, Undergraduate Degree  
by Institution. Department and Sex  
1999/2000 (1992 E.C.) Academic Year

University/Institute/College/Faculty Department	Diploma		Undergraduate Degree		Total	
	BS	F	BS	F	BS	F
<b>ADDIS ABABA UNIVERSITY</b>			<b>71</b>	<b>3</b>	<b>71</b>	<b>3</b>
<b>College of Social Science</b>			<b>7</b>		<b>7</b>	
<i>Geography</i>			3		3	
<i>History</i>			4		4	
<b>Faculty of Education</b>			<b>18</b>	<b>1</b>	<b>18</b>	<b>1</b>
<i>Business Education</i>			3	1	3	1
<i>Educational Administration</i>			15		15	
<b>Faculty of Science</b>			<b>22</b>	<b>1</b>	<b>22</b>	<b>1</b>
<i>Biology</i>						
<i>Mathematics</i>			7		7	
<i>Physics</i>			15	1	15	1
<b>Department of Library Science</b>						
<i>Library Science</i>						
<b>Institute of Language Studies</b>			<b>24</b>	<b>1</b>	<b>24</b>	<b>1</b>
<i>Ethiopian Language and Literature</i>			10	1	10	1
<i>Foreign Language and Literature</i>			14		14	
<b>DEBUB UNIVERSITY</b>	<b>27</b>	<b>1</b>			<b>27</b>	<b>1</b>
<b>Awassa College of Agriculture</b>	<b>27</b>	<b>1</b>			<b>27</b>	<b>1</b>
<i>Agricultural Education</i>	27	1			27	1
<b>MAKALLE UNIVERSITY COLLEGE</b>			<b>38</b>	<b>1</b>	<b>38</b>	<b>1</b>
<i>Soil and Water Conservation</i>			19		19	
<i>Dryland Crop Production</i>			11	1	11	1
<i>Animal and Range Science</i>			8		8	
<b>BAHIRDAR UNIVERSITY</b>	<b>34</b>	<b>1</b>			<b>34</b>	<b>1</b>
<b>Bahir Dar Teachers College</b>	<b>34</b>	<b>1</b>			<b>34</b>	<b>1</b>
<i>English</i>	19	1			19	1
<i>Mathematics</i>	15				15	
<b>KOTEBE COLLEGE OF TEACHER EDUCATION</b>	<b>3</b>				<b>3</b>	
<i>Health &amp; Physical Education</i>	2				2	
<i>History</i>	1				1	
<b>Grand Total</b>	<b>64</b>	<b>2</b>	<b>109</b>	<b>4</b>	<b>173</b>	<b>6</b>