

---

# Education Statistics Annual Abstract 2008E.C (2015/16 G.C)

---

City Government of Addis Ababa Education Bureau  
February 2017  
Addis Ababa



Address	
Tel.	+251-111-22-38-94
Website	www.aaceb.gov.et
Email	aacaebc@gmail.com
Facebook	WWW.facebook.com/aacebc

A complete set of the annual abstract publication is available in the following addresses:  
Educational study, plan and budget supportive process, EMIS Team.

Contact Person	Position	Contact Address
<i>Gebeyanesh Tesfaye</i>	<i>EMIS Expert</i>	<i>gebeya.tes2013@yahoo.com</i>
<i>Biniyam Aweke</i>	<i>EMIS Expert</i>	<i>binimen2005@gmail.com</i>

### Forward

Addis Ababa Education Bureau has made significant progress in creating access, promoting equity, relevance and quality at all levels. A number of achievements are recorded in various aspects; expansion of schools, narrowing gender disparity, provision of appropriate curriculum and improvement in the qualification of teachers and school leaders. Yet, challenges remain in the realization of quality education up to the expectation of standard.

Addis Ababa where the demand for education has become enormously rising, provision of reliable and up-to-date information is an indispensable part of addressing the issue. With this consideration, the Addis Ababa Education Bureau employed a system of collecting recent, reliable and accurate information and developed proper methods of reporting. Hence, the Bureau is contented in organizing and releasing the educational statistics, the annual abstract of the year (2008E.C./2015/16).

The abstract mainly contains population of teachers and school leaders, students' enrolment rate, gender parity index, repetition and dropout rates, special need education, integrated functional adult education, educational finance and school water sanitation at different levels ranging from pre- primary to preparatory in government and non- government schools in Addis Ababa. Similar to the other schools in the region, information about Kotebe University College has been included since it is one of the prior concerns of the Bureau.

Promoting the access, quality and relevance of education requires due attention to a well-organized and supply of data from every concerned sector. The Education Bureau in collaboration with partners from the Sub-cities have been closely working to meet the information demand of educational programs.

To this end Addis Ababa Education Bureau believes that the publication of the abstract will serve educators, researchers, policy makers and other stake holders as one source of the contemporary information.

This statistical abstract may also serve as a tool to the overall undertakings and achievements of education system at all structures ranging from the Bureau to the school level. Most importantly, it can also help to assist as a benchmark to prove the changes undergone and the magnitude of progress made in the school system of Addis Ababa city Administration. Hence, the Bureau cordially welcomes those who seek for information on the related issues.

Mohammed Ahmedin

Head, Education Bureau



## Acknowledgement

The Addis Ababa Education Bureau is greatly thankful to all participants for their valuable contribution in the preparation and development of this Annual Abstract. The commitment of the Core and Sub-Process staff members of the Bureau and Sub-City Experts has been of great importance in playing a prominent role for the realization of the accomplishments. Ato Birhanu Abate, head of the Study, Plan and Budget Supportive Process, Beteglu Gizaw (resource mobilization expert), Zemene Abiyu(Study, Plan and Budget expert) ,W/ro Gebeyanesh Tesfaye, and Ato Biniyam Aweke (EMIS experts) have been vanguard in leading the task force with a spirit of higher concern and belongingness.

Department professionals, who have actively involved in the entire process were Ato Amlaku Tebeje (Curriculum head), Ato Masresha Zerihun (Inspection head), Ato Hailu Dinka (Senior Researcher), Ato Aschalew Adraro(Special Needs expert) and Ato Bekalu Yayeh(Assessments expert). Many thanks go to Ato Solomon Wondimu (Curriculum expert), Ato Shiferaw T/Giorgis and Ato Shimeles Asfaw Gizaw (the TDP heads of Nifasilk-Lafto and Yeka Sub city respectively), Ato Dawit Gizaw (supervisor in Addis Ketema sub city) deserve special acknowledgement for their exceptional devotion and meticulousness throughout the preparation process of the educational abstract.

The Addis Ababa Education Bureau is indebted a lot to the scrupulous effort, dedication and due role of all professionals in the preparation and development of the abstract. The Bureau would also like to acknowledge the Sub Cities, *Woreda* Education Offices as well as their respective schools for their cooperation and concern in the delivery of dependable information during the process of data collection. Special thanks go to UNICEF Ethiopia for the budget supply.



## INTRODUCTION

It is worth doing to produce systematically compiled and organized information in any sector for the stake holders and the needy ones can make use of it. It is beyond no one's fantasy that access to appropriate information paves the way to power, hegemony, advancement and wisdom. Current and proficient use of it indisputably leads to success and prosperity in the sphere of politics, economy, social aspect and culture. It is, then, compulsory for institutions, organizations and even for individuals to apprise themselves and make the finest use of this power so as to retain in touch with the ever altering era of dynamism and sustain their existence.

Indisputably, the role of information in the education sector is matchless. The noteworthy role of delivery of well-refined, relevant and trustworthy information is exceedingly vital to all endeavors and attainments of the education system. Cognizant of this indispensable role of educational statistics, the Addis Ababa Education Bureau has been employing its effort for the establishment of reliable and consistent information. For operative insight of this objective, the Education Bureau has been closely and firmly engaged in the dissemination of educational data through its annual statistical abstract. Total of the process of an inquiry, the Bureau collected and organized education data obtained from Sub cities and, Woreda education offices as well as schools.

In the development of data collection, an endeavor has been made to utilize Annual school census questionnaire. This time than ever before, a resilient effort has been made to produce timely, efficient and detailed information on the education system and bring about improvement on the quality of data collection. To this effect, a series of consultative and evaluative workshops with the involvement of a wide variety of participants of stakeholders had been conducted. Apart from slight deterrents related to completeness and accessibility, the overall education endeavors of Bureau have eventually exhibited reward. This publication of annual abstract comprises both descriptive and analytical summaries of enrollments, teacher profiles, schools and sections, school facilities and others.



## Table of Contents

1. Overview of the education system .....	1
1.1 Structure of the Education system .....	2
1.2 The Addis Ababa Education System “At a Glance” .....	3
2. Summarized data .....	7
3. Key indicators and analysis .....	11
3.1. Preprimary education .....	12
3.1.1 Preprimary School.....	12
3.1.2 Gross Enrolment Rate (GER).....	14
3.1.3 Net Enrolment Rate (NER) .....	14
3.1.4 Gender Parity Index (GPI) .....	15
3.1.5 Pupil Teacher Ratio (PTR).....	16
3.1.6 Pupil Section Ratio (PSR).....	17
3.2. Primary education .....	18
3.2.1 Access and coverage of primary education.....	20
3.2.2 Gross Enrolment Rate (GER).....	21
3.2.3 Net Enrolment Rate (NER) .....	23
3.2.4. Gender Parity Index (GPI) .....	26
3.2.5 Pupil Teacher Ratio (PTR).....	26
3.2.6 Pupil Section Ratio (PSR).....	27
3.2.7 School Facility .....	28
3.2.8 School Feeding.....	30
3.3 Alternative Basic Education (ABE).....	31
3.4 Secondary Education .....	31
3.4.1 General Secondary and Preparatory School.....	32
3.4.2. Gross Enrolment Rate (GER) for Grades 9-12 .....	32
3.4.3. Net Enrolment Rate (NER) Grade 9-12 .....	33
3.4.4. Enrolment in Preparatory schools (Grade 11-12).....	35
3.4.5. Gender Parity Index (GPI) .....	36
3.4.6. Pupil Teachers Ratio in secondary school (PTR).....	36
3.4.7. Pupil Section Ratio (PSR).....	38



3.5. Integrated Functional Adult Education (IFAE).....	40
3.6 Special Needs/ Inclusive Education.....	42
3.7 Internal Efficiency .....	48
3.8 Teachers and School leadership.....	57
3.9 Principal and Supervisor .....	64
3.10 School water, sanitation and hygiene (WASH) .....	64
3.10.1 Preprimary WASH.....	64
3.10.2 Primary Schools WASH .....	68
3.10.3 Secondary Schools WASH .....	70
3.11 School Clubs .....	76
3.12 External Inspection result.....	76
4. Kotebe university college.....	78
4.1 Academic and Administrative Staff Profile .....	78
4.1.1 Academic Staff distribution based on gender.....	78
4.1.2 Educational Qualification of instructors .....	78
4.1.3 Technical Assistance Teacher Profile .....	79
4.1.4 Workload of the Academic Staff.....	80
4.1.5 Administration Staff Profile .....	80
5. Student Enrollment.....	82
6. Facilities .....	84
7. Education Finance .....	85
8. Detail Table.....	89



**List of Tables**

Table 2.1 School Age Population 2008 E.C (2015/16).....	8
Table 3.1: “O” Class enrolment and school.....	13
Table 3.2: PTR in Government and non-government preprimary schools .....	17
Table 3.3: PSR in Government, Private and other Preschools.....	18
Table 3.4: Gross Enrolment Rate (GER) of Primary Grade 1-8 Trends .....	22
Table 3.5: Gross Enrolment Rate (GER) of Primary Grade 1-4 Trends .....	22
Table 3.6: Gross Enrolment Rate (GER) of Primary Grade 5-8 Trends .....	23
Table 3.7: Adjusted Net Enrollment Rate (ANER) .....	25
Table 3.8: PTR in Government and non-government primary schools .....	27
Table 3.9: PSR in Government, Private and other primary schools .....	28
Table 3.10: School Facility of Primary Schools 2008 E.C (2015/16.....	29
Table 3.11: School Feeding Program beneficiaries at sub city level .....	30
Table 3.12: Pupil teacher ratio in government and non-government secondary schools /2008 E.C/.....	37
Table 3.13: Pupil Section ratio in government and non-government secondary schools /2008 E.C/ .....	38
Table 3.14: School Facility in secondary and preparatory schools.....	39
Table 3.15: Pre-primary Education Enrolment of Children with Disability .....	42
Table 3.16: primary Education (grade 1-8) Enrolment of Students with Disability .....	43
Table 3.17: The Secondary Education (grade 9-12) Enrolment of Person with Disability.....	45
Table 3.18: ABE Enrolment of students with Disability .....	45
Table 3.19: The enrolment of students with Disability from Year 2005 E.C-2008 E.C.....	47
Table 3.20: Enrolments of students with Disability from the total enrollment for All Levels of Education year 2008 .....	47
Table 3.21: Promotion rate of grade 8 students .....	52
Table 3.22: Government pre-primary schools teachers .....	57
Table 3.23: Non-government pre- primary school teachers .....	58
Table 3.24: Qualification of teachers in preprimary .....	58
Table 3.25: Qualification of teachers in primary schools .....	59
Table 3.26: Government primary school teachers .....	59
Table 3.27: Non-government primary schools teachers .....	60
Table 3.28: Qualification of teachers in secondary schools (Grade9-10).....	60
Table 3.29: Government secondary /grades 9-10/schools teachers .....	61
Table 3.30: Private and Other secondary /grades 9-10/schools teachers .....	61
Table 3.31: Qualification of teachers in Preparatory schools /grades11-12/ .....	62
Table 3.32: Government preparatory /grades 11 - 12/ schools teachers .....	62
Table 3.33: Private and Others preparatory /grades 11 - 12/ schools teachers .....	63
Table 3.34: principal and supervisor.....	64





Table 3.35: School water sanitation and hygiene in Government preschools .....	65
Table 3.36: School water sanitation and hygiene in primary schools .....	68
Table 3.37: School water sanitation and hygiene in secondary schools .....	70
Table 3.38: School Clubs in Government Primary Schools .....	72
Table 3.39: School Clubs in Private and Others Primary Schools.....	73
Table 3.40: School Clubs in Government Secondary and Preparatory Schools .....	74
Table 3.41: School clubs in private and other nongovernment secondary and preparatory schools.....	75
Table 3.42: External inspection result in primary and secondary school (2006-2008 E.C.).....	76
Table 4.1: Number of instructors in percentage (%) by the Academic year 2008 E.C.....	78
Table 6.1: Facilities .....	84
Table 7.1: Budget allocated by City Government .....	86
Table 7.2: The amount of allocated public budget for education Sector for previous years.....	86
Table 7.3: Community participation.....	87
Table 7.4: International Donors Financial Aid from the year 2004-2008 E.C in birr.....	88



## List of Chart

Chart 3.1: Preprimary School.....	12
Chart 3.2: Number of pre-primary school in each Sub City .....	13
Chart 3.3: Preprimary GER.....	14
Chart 3.4: Preprimary NER.....	15
Chart 3.5: Preprimary GPI .....	16
Chart 3.6: Preprimary PTR .....	17
Chart 3.7: Pre-primary PSR .....	18
Chart 3.8: Number of primary School .....	19
Chart 3.9: Primary school in each sub-city.....	19
Chart 3.10: Apparent Intake Rate .....	20
Chart 3.11: Net Intake Rate Trends .....	21
Chart 3.12:Net Enrolment Rate (NER) of Primary Grade 1-8 Trends.....	24
Chart 3.13: Net Enrolment Rate (NER) of Primary Grade 1-4 Trends.....	24
Chart 3.14: Net Enrolment Rate (NER) of Primary Grade 5-8 Trends.....	25
Chart 3.15: Gender Parity Index in primary .....	26
Chart 3.16: PTR Primary Educations.....	27
Chart 3.17: Pupil Section Ratio (PSR).....	28
Chart 3.18: ABE Enrollments and Learning Center .....	31
Chart 3.19: General Secondary and preparatory Schools .....	32
Chart 3.20: Gross Enrolment Rate in General Secondary and Preparatory .....	33
Chart 3.21: Net Enrolment Rate in Secondary Education.....	34
Chart 3.22: Preparatory Enrolment .....	35
Chart 3.23: Gender Parity Index (GPI) Secondary Education .....	36
Chart 3.24: Pupil Teacher Ratios (PTR) .....	37
Chart 3.25: Pupil Section Ratio (PSR).....	38
Chart 3.26: Integrated Functional Adult Education (IFAE) Enrollments .....	40
Chart 3.27: Integrated Functional Adult Education (IFAE) facilitators.....	41
Chart 3.28: The total Enrolment of Person with disability from KG – grade 12, ABE and IFAE .....	46
Chart 3.29: dropout rate of grade 1-4.....	48
Chart 3.30: dropout rate of grade 5-8.....	49
Chart 3.31: repetition rate of primary school students.....	50
Chart 3.32: Completion Rate of Grades 5 and 8 .....	51
Chart 3.33: promotion rate of grade 8 by sub city .....	52
Chart 3.34: promotion rate of night students and private candidates.....	53
Chart 3.35: Dropout rate of grade 9 .....	54
Chart 3.36: Dropout rate of grade 11 .....	55
Chart 3.37: Repetition rate of grade 9.....	55
Chart 3.38: promotion rate of grade 10.....	56
Chart 3.39: promotion rate of grade 12.....	56
Chart 3.40: Primary school External inspection results in each sub (2006-2008 E.C.).....	77
Chart 3.41: Secondary school External inspection result in each sub city.....	77



## ACRONYMS

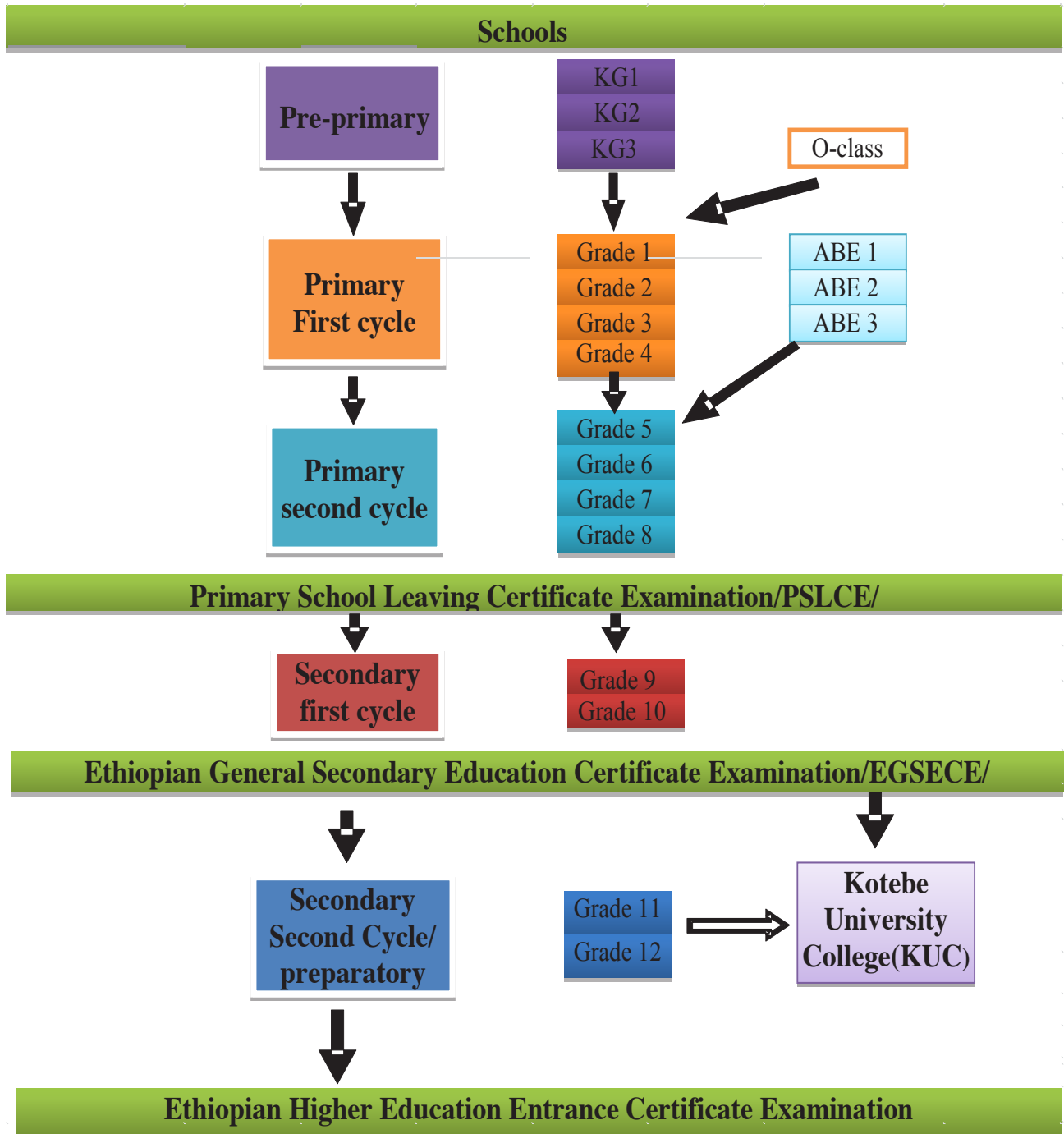
- AAGR:** Average Annual Growth Rate  
**ABE:** Alternative Basic Education  
**AIR:** Apparent Intake Rate  
**BoFED:** Bureau of Finance and Economy Development  
**CGAAEB:** City Government of Addis Ababa Education Bureau  
**CSA:** Central Statistics Agency  
**CTE:** College of Teachers' Education  
**EFA:** Education For All  
**EGSECE:** Ethiopian General Secondary Education Certificate Examination  
**EHEECE:** Ethiopian Higher Education Entrance Certificate Examination  
**EMIS:** Education Management Information System  
**ESDP:** Education Sector Development Program  
**GER: Gross** Enrolment Ratio  
**GPI:** Gender parity Index  
**HIV:** Human Immune Virus  
**ICT:** Information Communication Technology  
**IFAE:** Integrated Functional Adult Education  
**KG:** Kindergarten  
**KUC:** Kotebe University College  
**MA:** Masters of Art  
**MoE:** Ministry of Education  
**MDG:** Millennium Development Goal  
**NA:** Not Available  
**NER:** Net Enrolment Rate  
**NIR:** Net Intake Rate  
**PCR:** Primary Completion Rate  
**PSLCE:** Primary School Leaving Certificate Examination  
**PSR:** Pupil Section Ratio  
**PTR:** Pupil Teacher Ratio  
**SDG:** Sustainable Development Goal  
**SNE:** Special Needs Education  
**TVET:** Technical and Vocational Education Training  
**UNESCO:** United Nations Educational, Scientific and Cultural Organization  
**UPE:** Universal Primary Education  
**UNICEF:** United Nation International Children Emergency Fund  
**WASH:** Water Sanitation and Hygiene



## **1. Overview of the education system**



1.1 Structure of the Education system



<b>1.2 The Addis Ababa Education System "At a Glance"</b>						
	<b>2003 E.C (2010/11)</b>	<b>2004 E.C (2011/12)</b>	<b>2005E.C (2012/13)</b>	<b>2006E.C (2013/14)</b>	<b>2007E.C (2014/15)</b>	<b>2008E.C (2015/16)</b>
<b>1.Schools</b>						
1.1 Pre-primary education						
Kindergarten	998	1000	1057	1085	1108	1107
"O" Class			21	47	66	65
1.2 Primary	730	765	768	795	814	810
1.3 Secondary and preparatory	-	-	-	208	214	215
1.4 ABE Centers	208	166	149	155	154	160
1.5 IFAE Centers	166	221	221	351	356	463
1.6 College	1	1	1	1	1	1
<b>2.Enrollment</b>						
2.1 Pre-primary education						
Kindergarten	118840	120918	138507	147453	158723	164072
"O" Class			2819	4143	4566	4276
2.2 Primary education	484517	487344	544303	546516	505619	509900
1 <sup>st</sup> Cycle(grade 1-4)	259424	238339	274895	267947	258251	260328
2 <sup>nd</sup> Cycle(grade 5-8)	224771	247879	269408	278567	247368	249572
2.3 Secondary education	152571	152913	163007	151037	147947	157741
1 <sup>st</sup> Cycle(grade 9-10)	109731	102846	110372	100419	97943	105440
2 <sup>nd</sup> Cycle(grade 11-12)	42840	50067	52635	50618	50004	52301
2.4 Special Needs Education(SNE)			1922	6682	14156	27178
2.4 ABE	39541	21842	19897	12130	12055	9970
2.5 IFAE	29053	25846	27228	49658	31281	27348
2.6 Kotebe University College					10064	10213
Regular					3634	4660
Evening					5055	3990
Summer					1375	1563
<b>3. Gross Enrollment Rate (GER)</b>						
3.1 Pre-primary education	88.50%	88.50%	99.20%	103.45%	93.52%	94.04%
3.2 Primary education	107.60%	98.00%	105.00%	103.05%	144.87%	143.50%
1st Cycle(grade 1-4)	126.40%	107.20%	115.80%	111.58%	142.85%	138.41%
2 <sup>nd</sup> Cycle(grade 5-8)	91.70%	90.70%	95.60%	95.98%	147.03%	149.22%
Apparent Intake Rate (AIR)	128.40%	126.30%	134.90%	132.70%	126.77%	139.15%
3.3 Secondary education(9-12)					77.76%	83.48%
1st Cycle(grade 9-10)	79.60%	74.00%	76.80%	68.42%	105.34%	115.41%
2 <sup>nd</sup> Cycle(grade 11-12)					51.40%	53.59%



	2003 E.C (2010/11)	2004 E.C (2011/12)	2005E.C (2012/13)	2006E.C (2013/14)	2007E.C (2014/15)	2008E.C (2015/16)
<b>4. Net Enrolment Rate(NER)</b>						
4.1 Pre-primary education	68.00%	67.70%	87.00%	89.11%	78.45%	78.06%
4.2 Net Intake Rate (NIR)	36.90%	48.80%	48.95%	62.04%	67.09%	84.44%
4.3 Primary education	73.40%	74.20%	73.50%	75.32%	94.49%	94.59%
1st Cycle(grade 1-4)	76.40%	76.00%	75.41%	89.60%	97.06%	93.22%
2 <sup>nd</sup> Cycle(grade 5-8)	54.40%	72.40%	71.89%	63.21%	91.83%	96.12%
4.4 Secondary education					60.34%	64.80%
1st Cycle(grade 9-10)	36.10%	42.00%	47.00%	47.27%	55.05%	71.11%
2 <sup>nd</sup> Cycle(grade 11-12)					32.47%	35.33%
<b>5. Gender Parity Index (GPI)</b>						
5.1 Pre-primary education	0.91	1.05	1.01	0.93	0.97	0.96
5.2 Primary education	1.04	0.98	0.96	0.92	1.05	1.07
1st Cycle(grade 1-4)	1.14	1.03	0.99	1.13	1.06	1.04
2 <sup>nd</sup> Cycle(grade 5-8)	0.94	0.93	1.11	1.07	1.04	1.10
5.3 Secondary education	0.72	1.09	0.75	0.97	1.05	1.08
<b>6. Teacher</b>						
6.1 Pre-primary education			7309	7410	7650	10954
6.2 Primary education			18777	18948	20369	21050
1st Cycle(grade 1-4)			9183	8809	9656	10209
2 <sup>nd</sup> Cycle(grade 5-8)			9594	10139	10713	11013
6.3 Secondary education			8293	7710	7818	7624
1st Cycle(grade 9-10)			4557	4464	4512	5203
2 <sup>nd</sup> Cycle(grade 11-12)			3736	3246	3306	2421
6.4 IFAE Facilitators	631	594	594	934	1216	774
6.5 Kotebe University College					153	225
<b>7. Principal &amp; Supervisor</b>						
7.1 Primary School principal					1651	1611
7.2 Secondary School principal					513	486
7.3 Primary School Supervisor					144	141
7.4 Secondary School Supervisor					37	41

	2003 E.C (2010/11)	2004 E.C (2011/12)	2005E.C (2012/13)	2006E.C (2013/14)	2007E.C (2014/15)	2008E.C (2015/16)
<b>8.Percentage of Female Student</b>						
8.1 Pre-primary education	48.62%	48.84%	50.64%	49.07%	49.22%	48.83
8.2 Primary education	55.20%	54.84%	54.83%	52.18%	54.29%	54.84
1st Cycle(grade 1-4)	55.07%	54.09%	56.55%	56.72%	54.02%	54.34
2 <sup>nd</sup> Cycle(grade 5-8)	52.31%	53.64%	56.86%	56.32%	54.58%	55.34
8.3 Secondary education						
1 <sup>st</sup> Cycle(grade 9-10)	51.77%	52.08%	37.89%	49.19%	55.08%	55.09
8.4 Preparatory						
2 <sup>nd</sup> Cycle(grade 11-12)	55.59%	54.86%	54.94%	56.86%	56.92%	55.56
8.5 IFAE	72.96%	66.18%	66.22%	72.83%	71.78%	72.99
8.6 Kotebe University College					50.17%	51.78%
<b>9.Percentage of female Teachers</b>						
9.1 Pre-primary education			88.74%	88.74%	97.16%	98.55%
9.2 Primary education			49.00%	50.00%	47.23%	47.76%
1st Cycle(grade 1-4)			56.14%	56.14%	52.48%	56.89%
2 <sup>nd</sup> Cycle(grade 5-8)			43.39%	43.39%	41.99%	38.63%
9.3 Secondary education						
1st Cycle (grade 9-10)			25.87%	25.87%	25.33%	21.56%
9.4 Preparatory						
2 <sup>nd</sup> Cycle(grade 11-12)			28.32%	28.32%	32.21%	15.08%
9.5 IFAE	43.74%	60.77%	60.77%	53.75%	54.03%	66.54%
9.6 Kotebe University College					26.79%	21.78%
<b>10. Pupil Section Ratio(PSR)</b>						
10.1 Pre-primary education	1:29	1:29	1:27	1:20	1:19	1:31
10.2 Primary education	1:43	1:37	1:38	1:37	1:34	1:41
1st Cycle(grade 1-4)	1:41	1:40	1:39	1:38	1:35	1:40
2 <sup>nd</sup> Cycle(grade 5-8)	1:43	1:37	1:38	1:37	1:33	1:42
10.3 Secondary education						
1st Cycle (grade 9-10)	1:47	1:51	1:49	1:48	1:47	1:39
10.4 Preparatory						
2 <sup>nd</sup> Cycle (grade 11-12)	1:43	1:39	1:38	1:37	1:36	1:32





	2003 E.C (2010/11)	2004 E.C (2011/12)	2005E.C (2012/13)	2006E.C (2013/14)	2007E.C (2014/15)	2008E.C (2015/16)
<b>11.Pupil Teacher Ratio(PTR)</b>						
11.1 Pre-primary education	1:19	1:17	1:19	1:20	1:21	1:15
11.2 Primary education	1:28	1:26	1:29	1:29	1:28	1:24
1st Cycle(grade 1-4)	1:31	1:30	1:28	1:29	1:28	1:25
2 <sup>nd</sup> Cycle(grade 5-8)	1:23	1:26	1:29	1:29	1:27	1:23
11.3 Secondary education	1:23	1:22	1:19	1:21	1:21	1:21
<b>12.Basic Water Sanitation and Hygiene(WASH)</b>					Govt & Private	Only government
12.1 Ratio of Water Tap Per Student					1: 64	1:115
12.2 Ratio of Water Tap Per Teachers and admin. Staff					1: 34	1:18
12.3 Ratio of latrine per pupil					1: 50	1:57
12.4 Ratio of latrine per pupil Boys					1: 47	1:52
12.5 Ratio of latrine per pupil Girls					1: 53	1:62
<b>13. Dropout Rate</b>						
13.1 Dropout Rate Primary Education	2.24%	2.20%	2.16%	2.67%	3.8%	2.98%
13.2 Dropout Rate 1st Cycle(grade 1-4)	2.78%	1.80%	1.92%	1.39%	1.8%	1.47%
13.3 Dropout Rate 2 <sup>nd</sup> Cycle(grade 5-8)	1.74%	1.43%	1.41%	1.28%	2 %	1.51%
Secondary Education Dropout Rate(Grade 9)					2.57%	2.21%
Preparatory(Grade 11)					1.86%	1.61%
<b>14.Repetition Rate</b>						
14.1 Repetition Rate (grade 1-8)	1.60%	1.00%	2.00%	2.84%	1.83%	2.1%
<b>15.Completion and Survival Rate</b>						
15.1 Completion Rate Grade 5					71.50%	75.51%
15.2 Completion Rate Grade 8					68.62%	88%
15.3 Survival Rate to Grade 5					84.40%	78.5%
<b>16.Examination Results</b>						
16.1 Primary School Leaving Certificate Examination (Grade 8)	71.96%	67.14%	65.92%	67.64%	72.87%	70.70%
16.2 Promotion Rate Grade10 Students to Preparatory	58.90%	63.00%	61.20%	66.84%	65.72%	54.6%
16.3 Promotion Rate Grade 12 Students to Higher Education	40.20%	43.20%	46.00%	40.16%	57.45%	69.1%

## 2. Summarized data



Table 2.1 School Age Population 2008 E.C (2015/16)

Age	M	F	T
4-6	89634	89370	179004
7	26780	27099	53879
7-10	93071	95019	188090
7-14	175365	179977	355342
11-14	82294	84958	167252
15-18	87153	101805	188958
15-16	43139	48223	91362
17-18	44013	53583	97596

Table 2.2: School types

Year	Pre-primary				primary				Secondary & preparatory		
	Government	Public	Private & other	Total	Government	Public	Private & other	Total	Government	Public	Private & other
2003 E.C	51	102	842	<b>998</b>	117	105	508	<b>730</b>	52	13	103
2004 E.C	70	85	845	<b>1000</b>	115	105	547	<b>767</b>	52	13	124
2005 E.C	194	2	861	<b>1057</b>	213	2	553	<b>768</b>	74	2	201
2006 E.C	196	2	887	<b>1085</b>	214	2	579	<b>795</b>	75	2	231
2007 E.C	205	2	901	<b>1108</b>	217	2	595	<b>814</b>	76	2	232
2008 E.C	233	2	937	<b>1172</b>	220	2	588	<b>810</b>	65	1	149

Table 2.3: Enrolments

level	2003E.C			2004E.C			2005E.C			2006E.C			2007E.C			2008E.C		
	Male	Female	Total	Male	Female	Total	Male	Female	Total	Male	Female	Total	Male	Female	Total	Male	Female	Total
Pre Primary	61058	57782	118840	61858	59060	120918	68371	70136	138507	75096	72357	147453	80607	78116	158723	85912	82436	168348
Primary	217066	267451	484517	220097	267247	487344	245835	298468	544303	261364	285152	546516	231095	274524	505619	230343	279557	509900
Secondary & Preparatory	52919	56812	109731	49280	53566	102846	68557	41815	110372	51019	49400	100419	66460	81487	147947	70534	87207	157741
ABE			39541			21842			19897	2869	9261	12130	2798	9257	12055	2283	7687	9970
IFAE	8755	21198	29053	8712	17104	25846	9198	18030	27228	13492	36166	49658	8828	22453	31281	7387	19990	27377
KUC													5015	5049	10064	4924	5289	10213
Total	339798	403243	781682	339947	396977	758796	391961	428449	840307	403840	452336	856176	394803	470886	865689	401383	482166	883549

Table 2.4: Enrolment by Sub City

Sub City	Pre primary			Primary			Secondary			Preparatory			Secondary & Preparatory		
	M	F	T	M	F	T	M	F	T	M	F	T	M	F	T
Addis Ketema	4470	4293	8763	13942	16789	30731	3687	4408	8095	1708	2311	4019	5395	6719	12114
Akaki-Kalitiy	7304	6989	14293	19767	21079	40846	3902	4558	8460	1582	1916	3498	5484	6474	11958
Arada	4947	4790	9737	14332	18834	33166	4461	5780	10241	2790	3730	6520	7251	9510	16761
Bole	11643	11391	23034	27714	32692	60406	5680	6674	12354	2834	3729	6563	8514	10403	18917
Gullelie	6256	6101	12357	17687	22048	39735	4096	4795	8891	2666	3353	6019	6762	8148	14910
Kirkos	4297	4285	8582	13548	16599	30147	3101	3635	6736	1619	1635	3254	4720	5270	9990
Kolfe-Keranio	15230	14335	29565	46284	55398	101682	7818	9737	17555	2984	3613	6597	10802	13350	24152
Lideta	3822	3548	7370	9525	11518	21043	1502	1738	3240	395	659	1054	1897	2397	4294
Nefas Silk-Lafto	15551	14983	30534	36282	44278	80560	7386	8935	16321	4104	4913	9017	11490	13848	25338
Yeka	12392	11721	24113	31262	40322	71584	5660	7887	13547	2559	3201	5760	8219	11088	19307
Total	85912	82436	168348	230343	279557	509900	47293	58147	105440	23241	29060	52301	70534	87207	157741



Table 2.5 Teaching Staff

Level	2005E.C				2006E.C				2007E.C				2008E.C			
	M	F	T		M	F	T		M	F	T		M	F	T	
<b>Pre-primary</b>	823	6486	7309		834	6576	7410		217	7433	7650		113	10331	10444	
<b>Primary</b>																
1 <sup>st</sup> Cycle	4028	5155	9183		3855	4954	8809		4589	5067	9656		4401	5808	10209	
2 <sup>nd</sup> Cycle	5431	4163	9594		5646	4493	10139		6215	4498	10713		6759	4254	11013	
<b>Secondary</b>																
Preparatory	3378	1179	4557		3285	1179	4464		3369	1143	4512		4081	1122	5203	
	2678	1058	3736		2185	1061	3246		2241	1065	3306		2056	365	2421	
<b>Total</b>	<b>16338</b>	<b>18041</b>	<b>34379</b>		<b>15805</b>	<b>18263</b>	<b>34068</b>		<b>16631</b>	<b>19206</b>	<b>35837</b>		<b>17530</b>	<b>22501</b>	<b>40031</b>	

### **3. Key indicators and analysis**



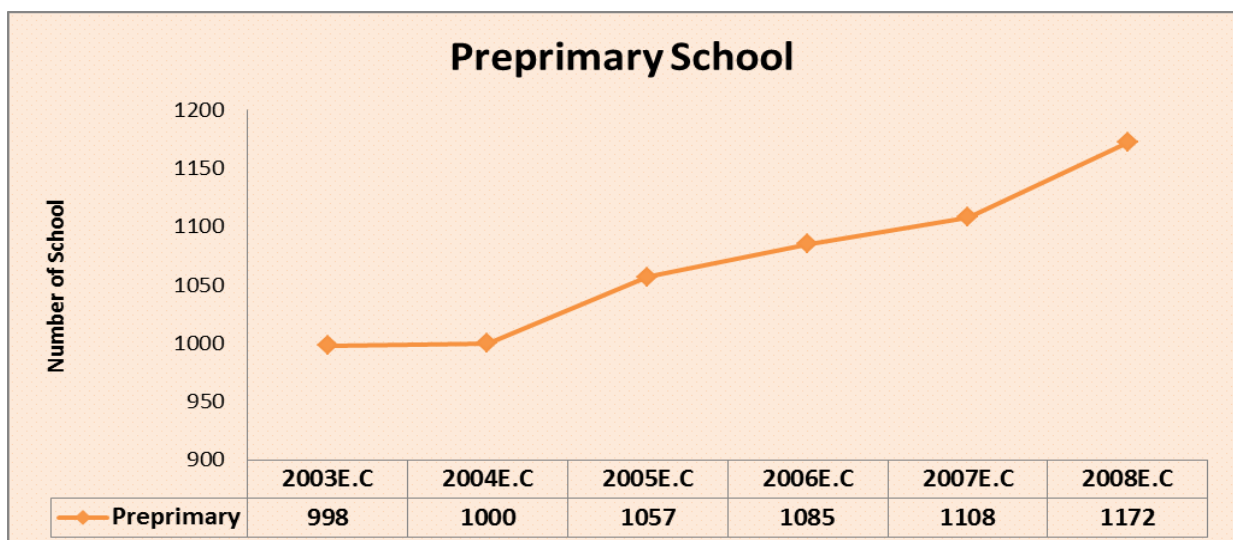
### 3.1. Preprimary education

Pre-primary education is a right of every child which is strengthened by SDG and EFA goals. It is one of the priorities in the ESDP V. This program plays a significant role to the overall improvement of the quality of education and may lead to the reduction of drop out and repetition rates in primary grades. It also contributes for increment of enrolment in primary education, particularly for girls.

This program is also known as Pre-school or kindergarten. It covers age range from 4 to 6. It is also designed for the acquisition of basic skills (pre-reading, pre-writing, counting and arithmetic) in preparation for the child's formal schooling. The pre-school can also be a place where children develop reading, writing and arithmetic skills and learn basic life skills such as hand-washing and table manner. It is, in Addis Ababa, delivered in two approaches (KG and 'O' class).

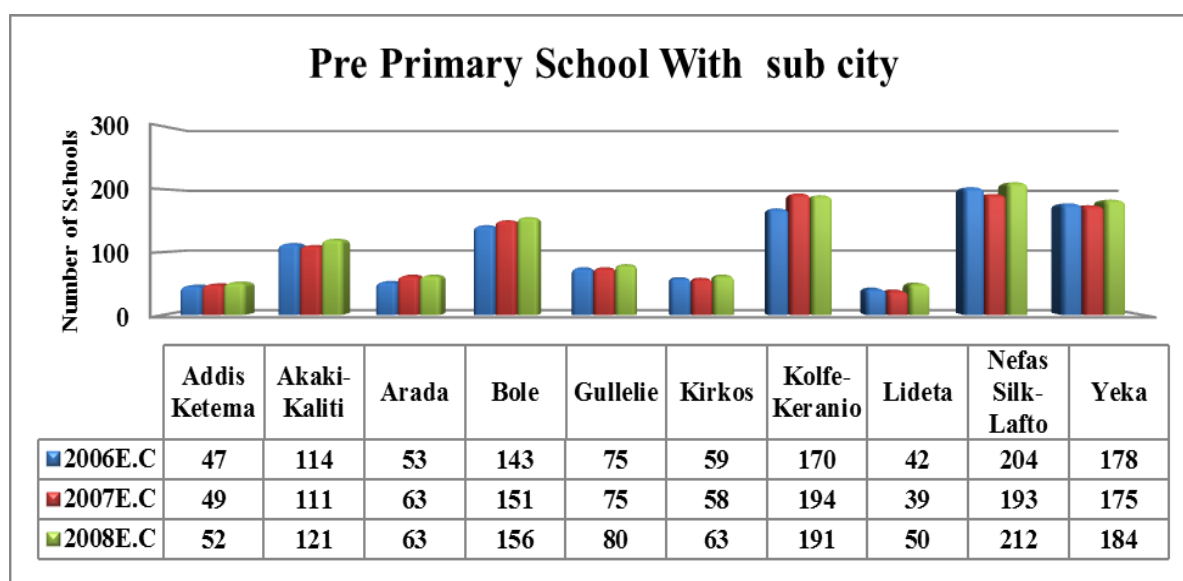
In order to maximize access of education, CGAAEB has shown a significant progress in increasing the Gross Enrolment Rate (GER) and Net Enrolment Rate (NER).

#### 3.1.1 Preprimary School



**Chart 3.1: Preprimary School**

Chart 3.1 shows the trend of increase in the number of schools over the last 6 years. Over this period of time the number has raised from 998 to 1172.



**Chart 3.2: Number of pre-primary school in each Sub City**

Chart 3.2 shows the number of preprimary schools in each sub-city. Accordingly Nifas Silik Lafto, Yeka and Kolfe Keranio sub cities have the largest number of preprimary schools while Addis Ketema and Lideta Sub Cities have the smallest.

**Table 3.1: “O” Class enrolment and school**

Year	“O” Class Enrolment			“O” Class School
	Boys	Girls	Both	
2005 E.C	987	1832	2819	21
2006 E.C	1935	2208	4143	47
2007 E.C	2094	2472	4566	66
2008 E.C	1958	2318	4276	65

**O class** is centered and implemented in government primary schools. These centers are established for children of age 5 -6 that do not have access for formal preschool program. The centers use in- door and outdoor playing and learning materials. To ensure the successful transitions of the children from **O class** to the formal primary school, the **O classes** are either established inside primary schools or linked to the nearby primary schools. The total population of preprimary **O class** had increased from time to time but it declined in 2008E.C. The girls’ enrollment is greater than boys. This shows that preprimary programs are increasing and more children are enrolling. This also increases the enrolment of the primary education and will help the CGAAEB to achieve the ESDP V target.



### 3.1.2 Gross Enrolment Rate (GER)

Gross Enrolment Rate (GER) is a ratio obtained by dividing the total enrolment of preprimary students by the expected official preprimary school age population. Chart 3.3 below shows the preprimary students enrollment from 2003 to 2008E.C.

As shown in chart 3.3, the gross enrolment rate has increased from 88.50% in 2003 to 94.04 % 2008. The gross enrolment rate for girls has increased from 84.9% in 2003 to 92.24% in 2008 while the boys' enrollment goes from 92.8% to 95.85. However, the highest GER; 99.2%, and 103% is recorded in 2005 and 2006 E.C. respectively. In contrary, the lowest enrollment, 88.50%, is achieved in 2003 and 2004 E.C.

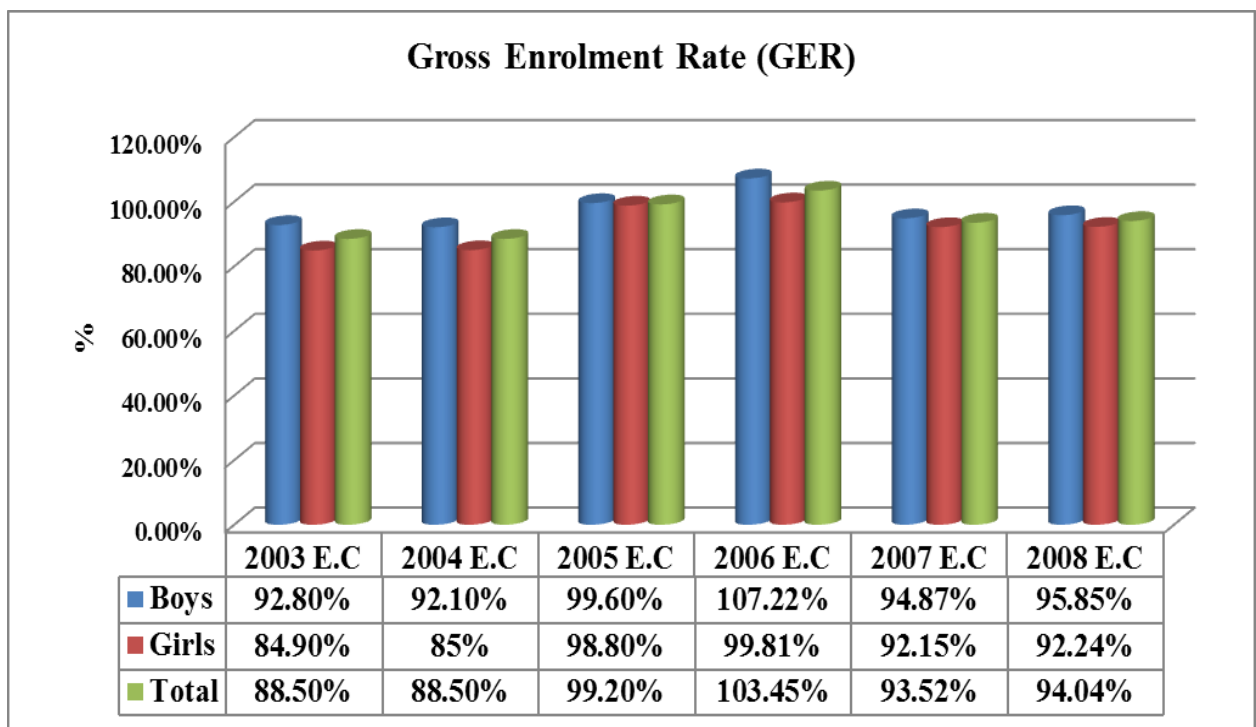
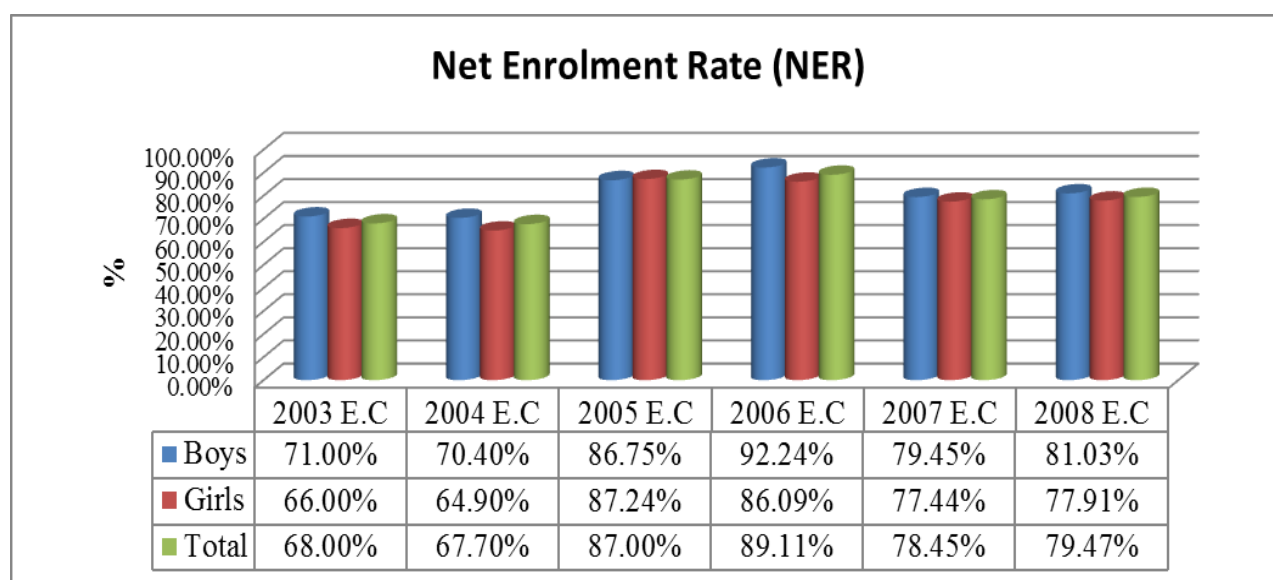


Chart 3.3: Preprimary GER

### 3.1.3 Net Enrolment Rate (NER)

Net Enrolment Rate (NER) is a ratio obtained by taking the number of appropriate aged enrolment of students in the preprimary school systems to the expected official preprimary school age population. Chart 3.4 below show the data regarding sex specific enrolment of children from 2003 to 2008 E.C.

The net enrolment rate as presented in the chart depicts inconsistent progress. This implies that out of all the children enrolled in preprimary the majorities are of the appropriate school age for the level. However, during the last five year more boys are attending preprimary programs in official school age than females. In addition, the female net enrolment rate in 2006E.C. was 86.09 % but it declined to 77.91% in 2008 E.C.

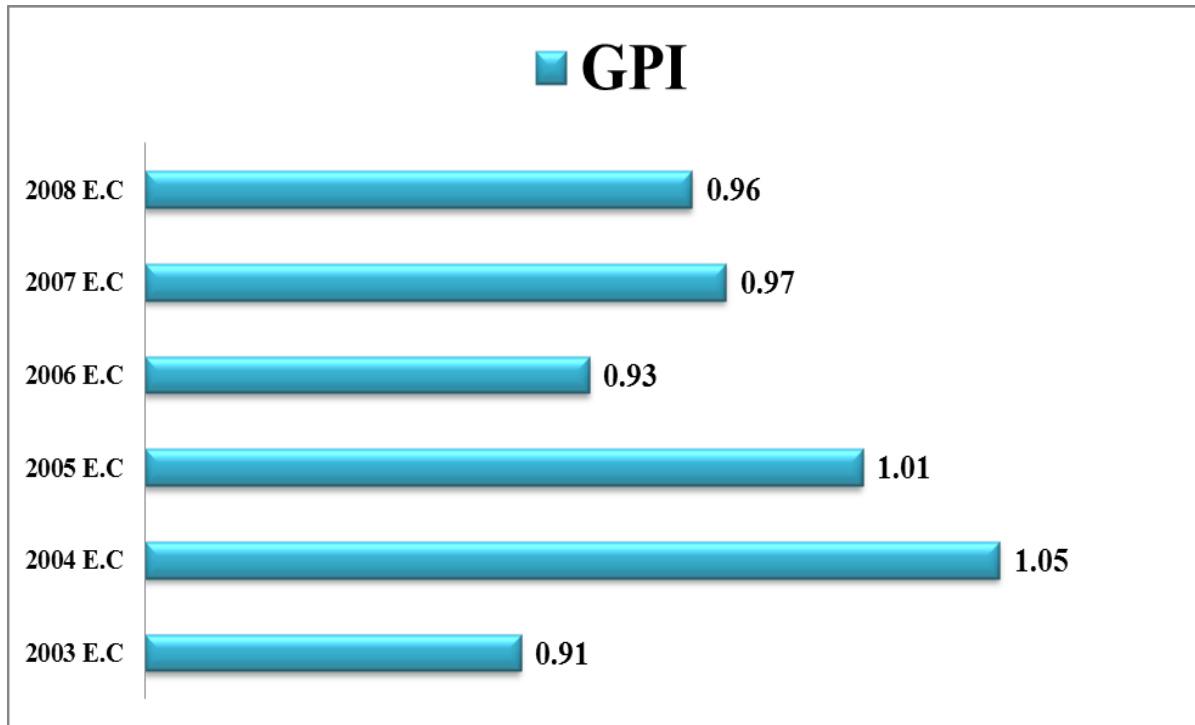


**Chart 3.4: Preprimary NER**

### 3.1.4 Gender Parity Index (GPI)

Gender Parity Index (GPI) is an important indicator of balanced programs to boost enrolment and participation of girls in education. It is used to measure the level of equity between boys and girls. GPI is defined as female gross enrolment ratio divided by male gross enrolment ratio for all levels. In a situation of equality between boys and girls the gender parity index (GPI) is 1, whereas with highest inequality it is close to 0.

The gap between boys and girls is too close in achieving equitable enrolment between genders. The chart 3.5 indicates that more boys attend preprimary school than girls. The gap increases from 2006 -2008 E.C.



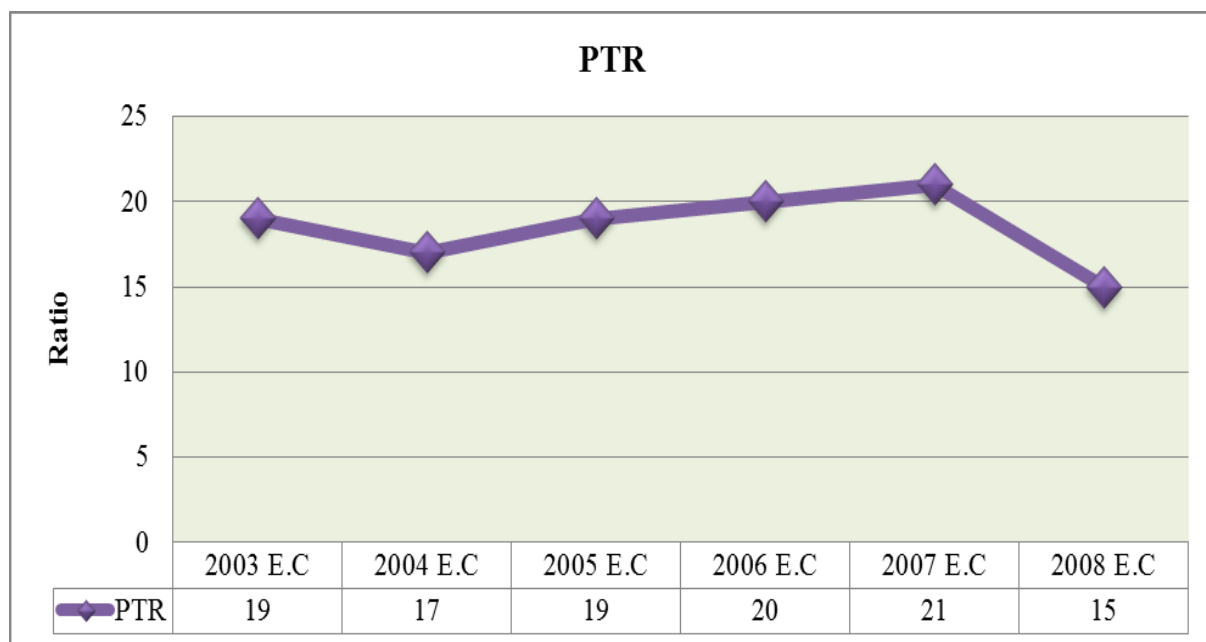
**Chart 3.5: Preprimary GPI**

### 3.1.5 Pupil Teacher Ratio (PTR)

The Pupil-Teacher Ratio (PTR) is used to measure the education system efficiency and quality. It is also used to measure the level of human resource input (teachers). The basic assumptions of PTR are;

- a) The lower the PTR indicates the better the opportunity for contact between the teacher and pupils and for the teacher to provide support to students individually and hence a better teaching/learning process, thereby improving the quality of education;
- b) Very low PTR may indicate low efficient use or underutilization of teachers.

PTR is useful for setting minimum standards throughout the country and ensuring a certain level of equality around the City. In Addis Ababa, the standard set for PTR is 25 at preprimary level.



**Chart 3.6: Preprimary PTR**

Chart 3.6 shows that the PTR is 15 in 2008 E.C. It is lowest ratio in the last six years. The last five consecutive years did not show a significant difference. As indicated in the chart the preprimary PTR is small.

**Table 3.2: PTR in Government and non-government preprimary schools**

Ownership	Pupil Teacher Ratio
Government	1 : 22
Non-Government	1 : 15

As shown in table 3.2, PTR of the government preschools are closer to the national standard of 20 pupils per teacher, it is 1: 22. While the private preschools PTR goes beyond the standard, it is 15 pupils per teacher.

### 3.1.6 Pupil Section Ratio (PSR)

Pupil Section Ratio (PSR) is used as a proxy indicator to assess the efficiency of resource utilization. It is calculated by dividing the number of pupil by the number of classrooms in the school. The chart shows that, in 2008 E.C., at the City level there were on average 31 children per section. This was the highest ratio during the last six years. The smallest number of children per section was recorded in 2007 E.C.



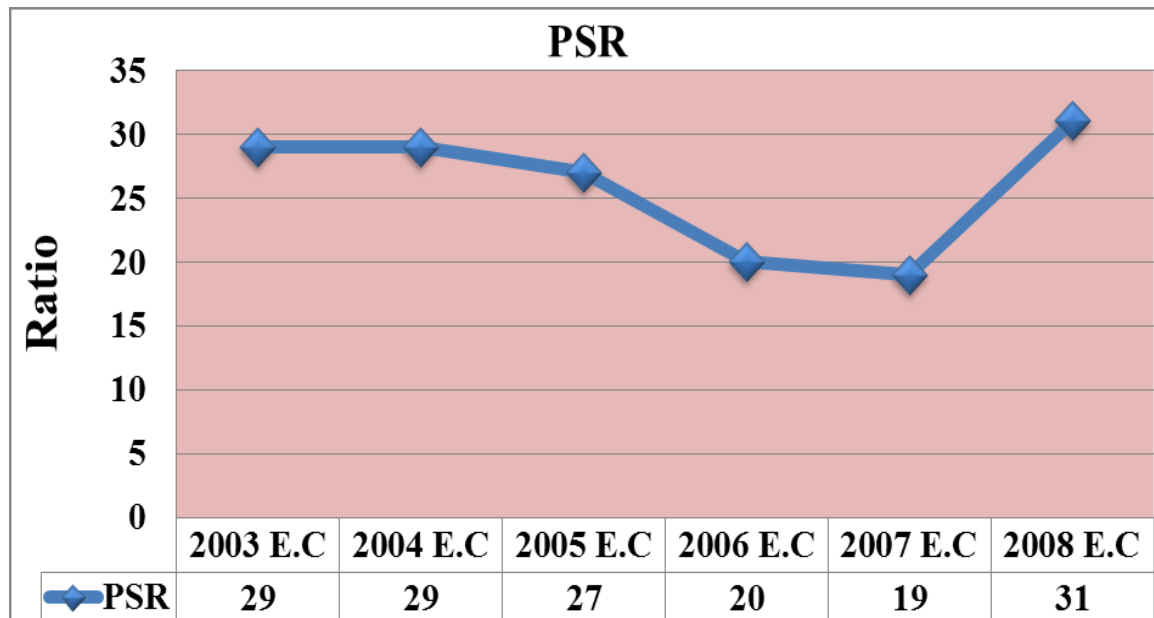


Chart 3.7: Pre-primary PSR

Table 3.3: PSR in Government, Private and other Preschools

Ownership	Pupil Section Ratio
Government	1 : 45
Non-Government	1 : 29

As shown in the table 3.3, at the preschool level, the PSR is 1: 45 and 1: 29 for government and private respectively. The national standard for PSR is 1:30. The government preschools don't conform to the standard set for the PSR. Comparatively, the government preprimary schools need further effort to meet the standard.

### 3.2. Primary education

Primary education is delivered in two cycles. The first cycle runs from grade 1-4 and the second cycle from grade 5-8. The focus of the first cycle primary education is on basic education, while the second cycle is on primary general education. At the end of the second cycle, Regional examination at grade 8 is given to certify the completion of general primary education. This section contains various data that help to examine the trend of primary education.

The City Government of Addis Ababa has made a tremendous effort to expand access in primary education. The following chart and table shows the progressive trend of the primary schools in the City. The number of primary schools has grown from 730 to 810 in the last five years. However, it has dropped from 814 in 2007 E.C. to 810 in 2008 E.C.

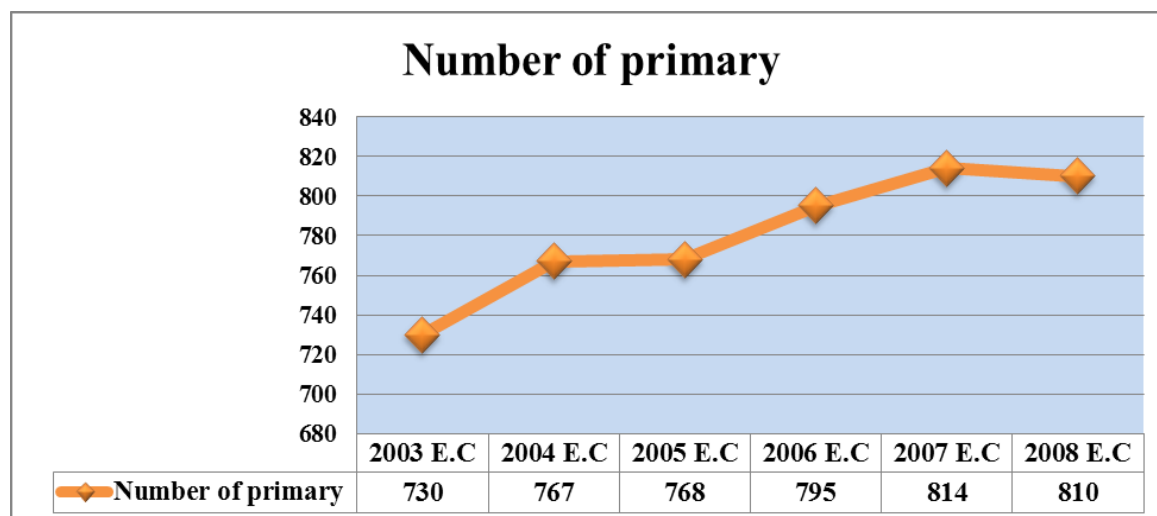


Chart 3.8: Number of primary School

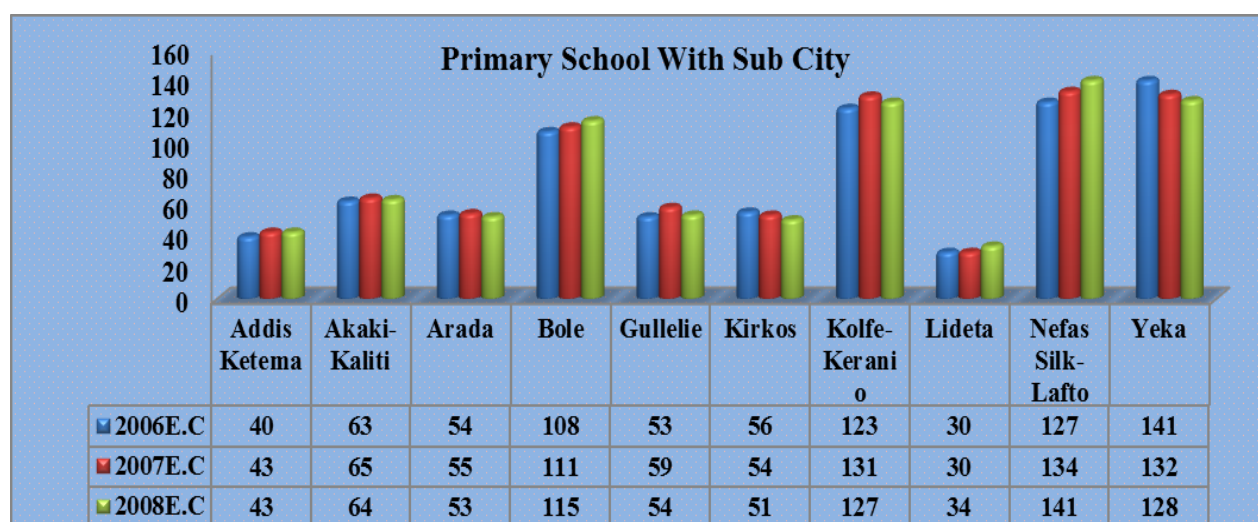


Chart 3.9: Primary school in each sub-city

As shown in chart 3.9 a large number of schools are found in Nefas Silk Lafto, Yeka, Kolfe Keranio and Bole sub cities. On the contrary, the lowest number of schools is found in Lideta and Addis Ketema Subcities.

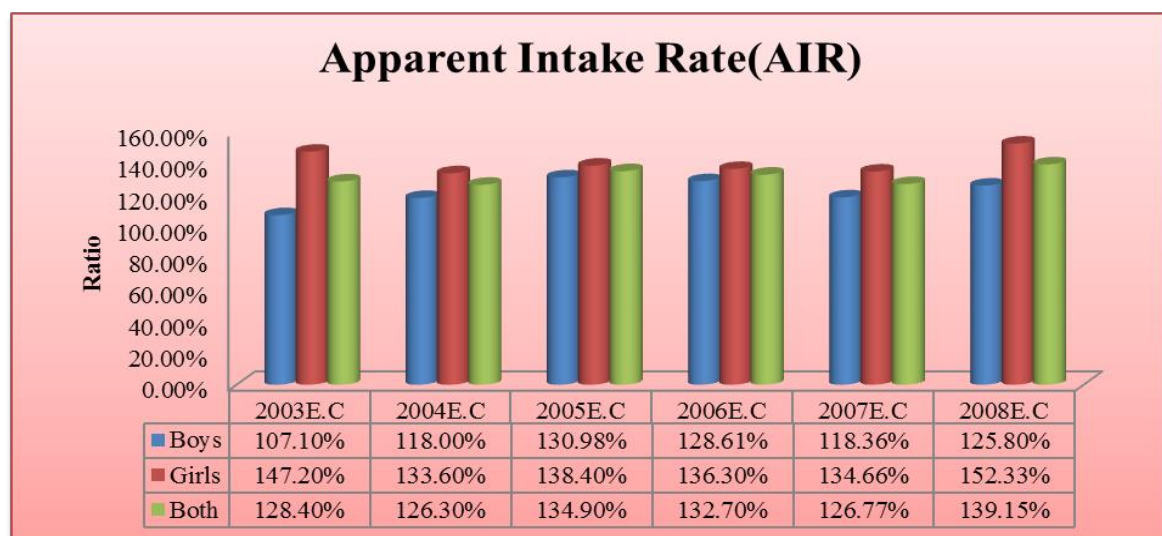


### 3.2.1 Access and coverage of primary education

Access to the first level of education is measured in terms of the proportions of children admitted relative to the total child population eligible for enrolment at that level and this measure is described as the **in-take rate**. Access to subsequent levels of education is measured in terms of the proportion of children admitted, relative to the number of those who were, the year before, in the final school year of the preceding level.

#### 3.2.1.1 Apparent Intake Rate (AIR)

Apparent Intake Rate (AIR) is the percentage of new entrants (regardless of age) in grade 1 out of the total number of children of the official primary admission age (age 7 for Ethiopia) in a given year. It is also called the Gross Intake Rate. It reflects those pupils who may have not been enrolling in school at the appropriate time and often reflects the “backlog”.

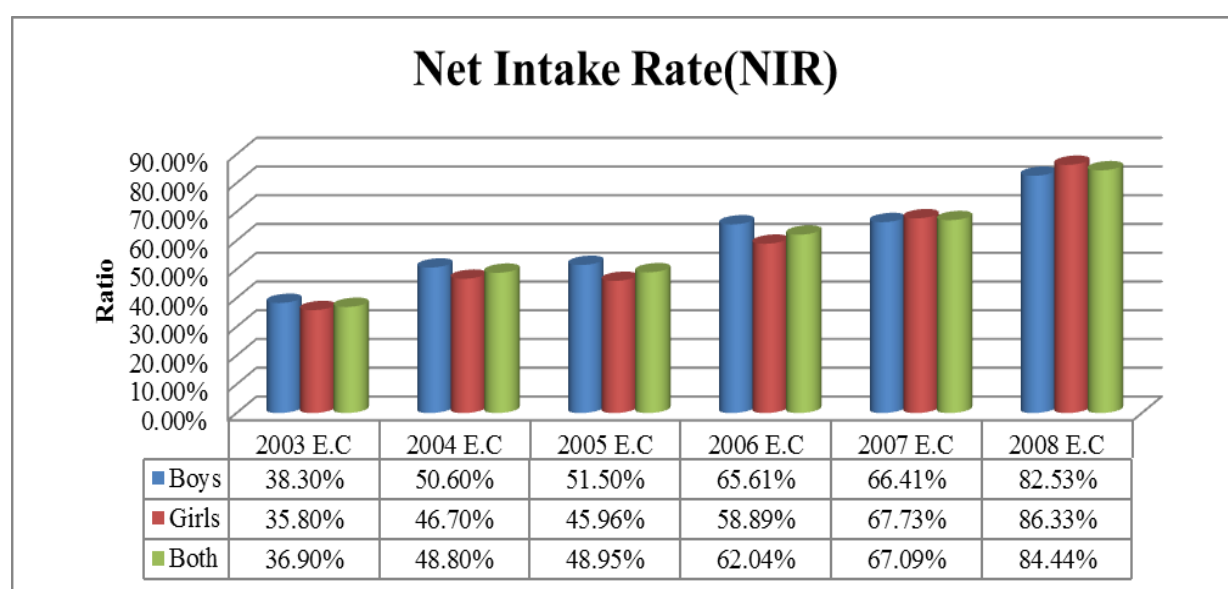


**Chart 3.10: Apparent Intake Rate**

The AIR has increased by 10.75 % from 2003 to 2008 E.C. in which the percentage of girls is higher than boys. This indicates that a significant number of girls of official school age do not have admission in official admission age. On the contrary, in Addis Ababa early or late entrants may increase the percentage of AIR. Early entrants are common in Addis Ababa. This indicates that there are a number of children that are admitted in Grade 1 before they reached the official admission age. Chart 3.10 also shows increment of gender disparity.

### 3.2.1.2 Net Intake Rate (NIR)

Net Intake Rate (NIR) provides emphasis on children enter school at the legal age of admission. The number of new pupils of the legal admission age is measured as a percentage of the total number of children of the same age-group within the population. It is calculated for different age groups over several years in succession. This can give a fairly precise and detailed picture of the conditions of admission of any given cohort-that is of any group of children born in the same year.



**Chart 3.11: Net Intake Rate Trends**

Chart 3.11 indicates the percentage of new entrants in grade 1 who are 7 years old, out of the total number of children at official admission age. The chart shows the steady increment of NIR from 2003 to 2008 E.C.

### 3.2.2 Gross Enrolment Rate (GER)

#### 3.2.2.1 GER of Primary (Grade 1-8 )

The primary GER compares those students, regardless of age, with the population of the appropriate age range. For Ethiopia, the age for first cycle (Basic Education) is 7-10, and for that of second cycle is 11-14 years of age. On this base the GER trend for the last successive five years is presented using table 3.4, which in turn shows the GER of primary enrolment by cycle and sex. As can be seen from the table 3.4, enrolment for grades 1-8 has grown, but in both cycles the rates for girls are greater than that of boys. GER for primary education can be in excess of 100 per cent. This can happen when new Grade 1 pupils consist not only of children of the official age of





admission, but also of children of different ages.

**Table 3.4: Gross Enrolment Rate (GER) of Primary (Grade 1-8) Trends**

Year	Gross Enrolment Rate(GER)		
	Boys	Girls	Both
2003 E.C	105.50%	109.30%	107.60%
2004 E.C	99.40%	97.00%	98.00%
2005 E.C	106.00%	104.00%	105.00%
2006 E.C	107.74%	99.09%	103.05%
2007 E.C	134.80%	154.59%	144.87%
2008 E.C	131.35%	155.33%	143.50%

### 3.2.2.2. GER Primary <sup>1<sup>st</sup></sup> cycle (Grade 1-4)

Table 3.5 indicates the increment trend of GER in both sexes of the first cycle. The 2008 E.C. GER, 138.41% is greater than 126.40% in 2003 E.C. The rational for the increment could be either due to enrolment of early or late entrant and migrants from other regions. The 2008 E.C. GER is a bit lower than that of 2007 E.C. in both sexes. The girls' enrolment in 2008 E.C. is higher than the boys by 21.14%. This also shows that more girls are enrolled than boys in the cycle.

**Table 3.5: Gross Enrolment Rate (GER) of Primary Grade 1-4 Trends**

Year	Gross Enrolment Rate(GER)		
	Boys	Girls	Both
2003 E.C	117.40%	133.90%	126.40%
2004 E.C	105.50%	108.60%	107.20%
2005 E.C	111.80%	119.10%	115.80%
2006 E.C	104.22%	117.94%	111.58%
2007 E.C	132.91%	152.56%	142.85%
2008 E.C	127.73%	148.87%	138.41%

### 3.2.2.3 GER Primary <sup>2<sup>nd</sup></sup> cycle (Grade 5-8)

Gross Enrolment Rate (GER) is the number of pupils in a given educational cycle as a percentage of the population of related school age. It is an approximate indicator of enrolment in a particular cycle (such as primary or secondary education). The population of related school age is defined by the legal age of admission to the cycle in question and by its duration in years.

**Table 3.6: Gross Enrolment Rate (GER) of Primary Grade 5-8 Trends**

Year	Gross Enrolment Rate(GER)		
	Boys	Girls	Both
2003E.C	95.00%	89.20%	91.70%
2004E.C	93.90%	87.40%	90.70%
2005E.C	91.00%	99.88%	95.60%
2006E.C	92.66%	98.73%	95.98%
2007E.C	136.02%	157.65%	147.03%
2008E.C	135.45%	162.56%	149.22%

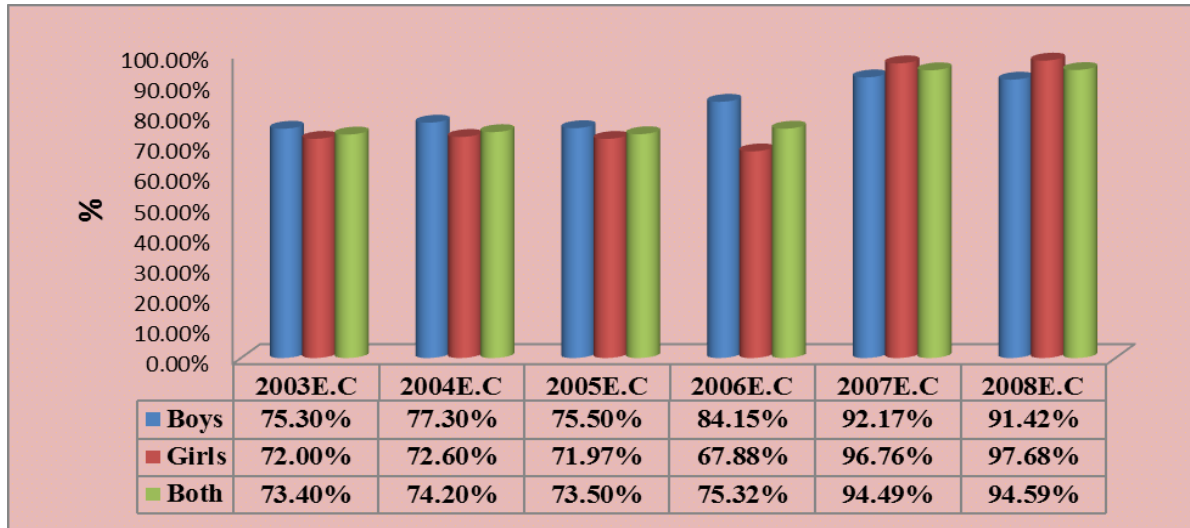
As indicated in table 3.6, GER in second cycle primary school has shown a remarkable change. GER has increased by 57.52% from 2003 E.C. to 2008 E.C. The number of boys is lower than girls for the last three years.

### 3.2.3 Net Enrolment Rate (NER)

Net Enrolment Ratio (NER) for primary is calculated by dividing the number of properly aged primary students (in Ethiopia that means for those between the ages of 7-14) by the number of children of school age (7-14). NER is usually lower than the GER since it excludes over-aged and under-aged students. It is used to measure the number of children that have access at the official school admission age specified for each level in the education system.

Chart 3.12 used to present the current situation as well as the data analysis for the last consecutive five years.



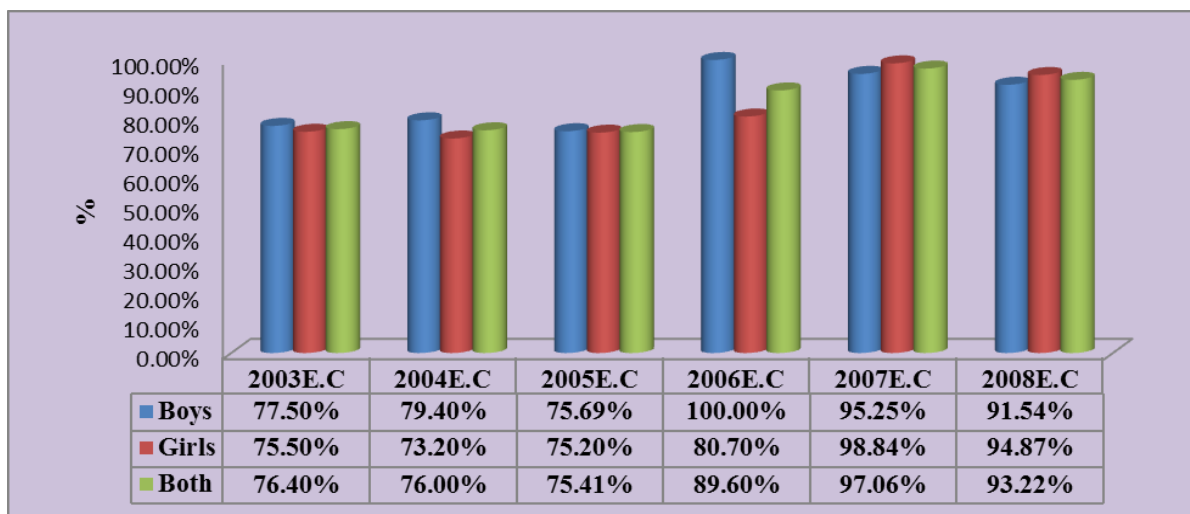


**Chart 3.12: Net Enrolment Rate (NER) of Primary Grade 1-8 Trends**

Chart 3.12 indicates that, the NER for girls exceeds that of boys. It has shown significant change in 2007 E.C while remained the same in 2008E.C.

### 3.2.3.1 NER Primary <sup>1<sup>st</sup></sup> cycle (Grade 1-4)

Chart 3.13 shows that NER has increased by 16.82% from 2003 E.C. to 2008 E.C. The number of girls is higher than boys. But the gender gap in 2008 E.C. is 3.3%.



**Chart 3.13: Net Enrolment Rate (NER) of Primary Grade 1-4 Trends**

### 3.2.3.2 NER Primary Grade 5-8

The trend of NER indicates rapid progress for the last five years. NER increased from 54.4 % to 96.12% in 2003 and 2008 E.C. respectively. The NER for second cycle in 2008 E.C. is 96.12% which is higher than 41.72 % than 2003 E.C.

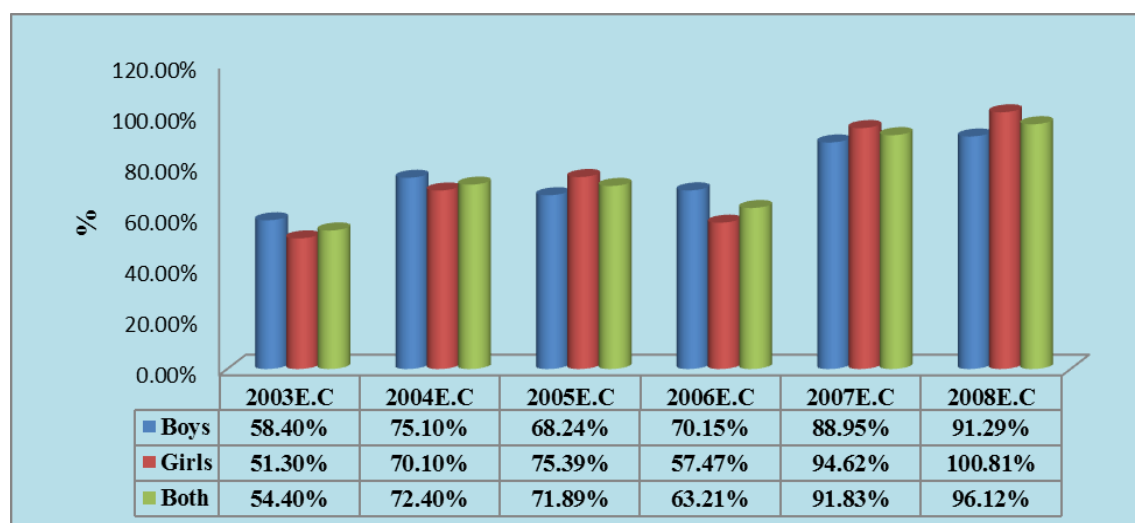


Chart 3.14: Net Enrolment Rate (NER) of Primary Grade 5-8 Trends

**Note:** in reality NER never exceed 100 % .But in this case NER of girls goes above 100%. The rational for the increment of girls could be the enrollment of girls from other regions (5.2%). For further information, the details are annexed at the end.

Table 3.7: Adjusted Net Enrollment Rate (ANER)

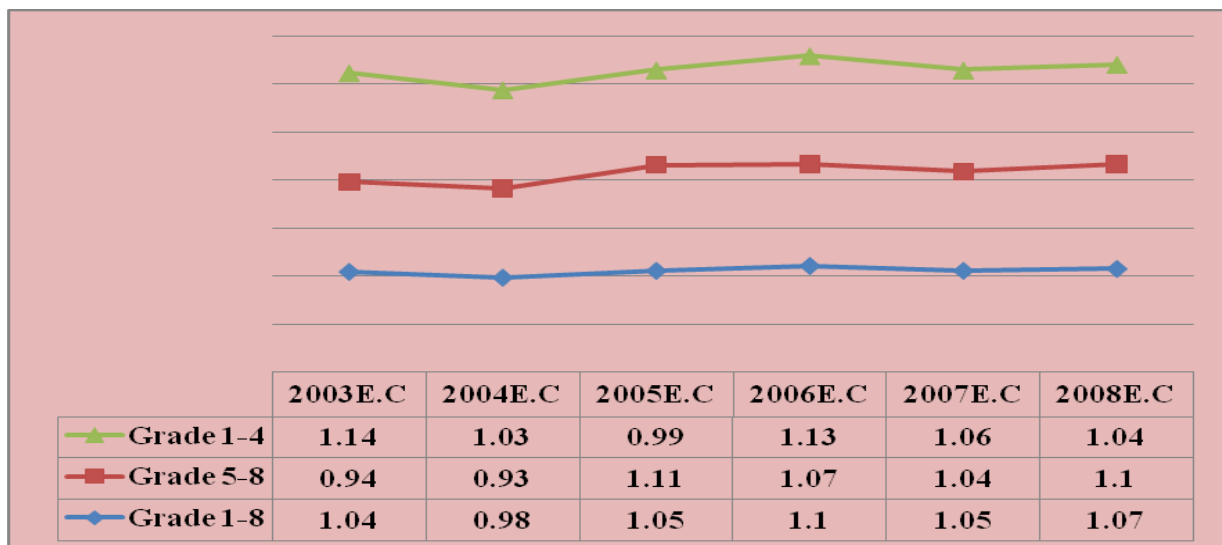
	Adjusted Net Enrollment Rate		
	M	F	T
7- 14 /Age population	175,365	179,977	355,342
Primary and secondary enrollment in age range 7-14	165,892	182,688	348,580
Adjusted primary school net Enrollment rate	94.6 %	101.5 %	98.1 %

The ANER as presented in table 3.7 depicts the number of school age students that are in the age range 7-14. As indicated in the table, in 2008 E.C., out of the total primary school age population of Addis Ababa (175,365 boys and 179,977 girls), 94. 6% of school age boys and 101. 5 % of girls are enrolled either in primary or secondary schools regardless of the appropriate school age for the level. The percentage for girls is a bit higher than 100 %. The rational for the increment of girls could be the enrollment of girls from other regions (5.2%).



### 3.2.4. Gender Parity Index (GPI)

Gender Parity Index (GPI) is the ratio of girls gross enrolment divided by boys' gross enrolment ratio for all levels. GPI is used to measure the level of equity between boys and girls. In a situation of equality between boys and girls; the gender parity index (GPI) is 1 whereas with highest inequality it is close to 0. The following charts demonstrate the GPI of the last five years.

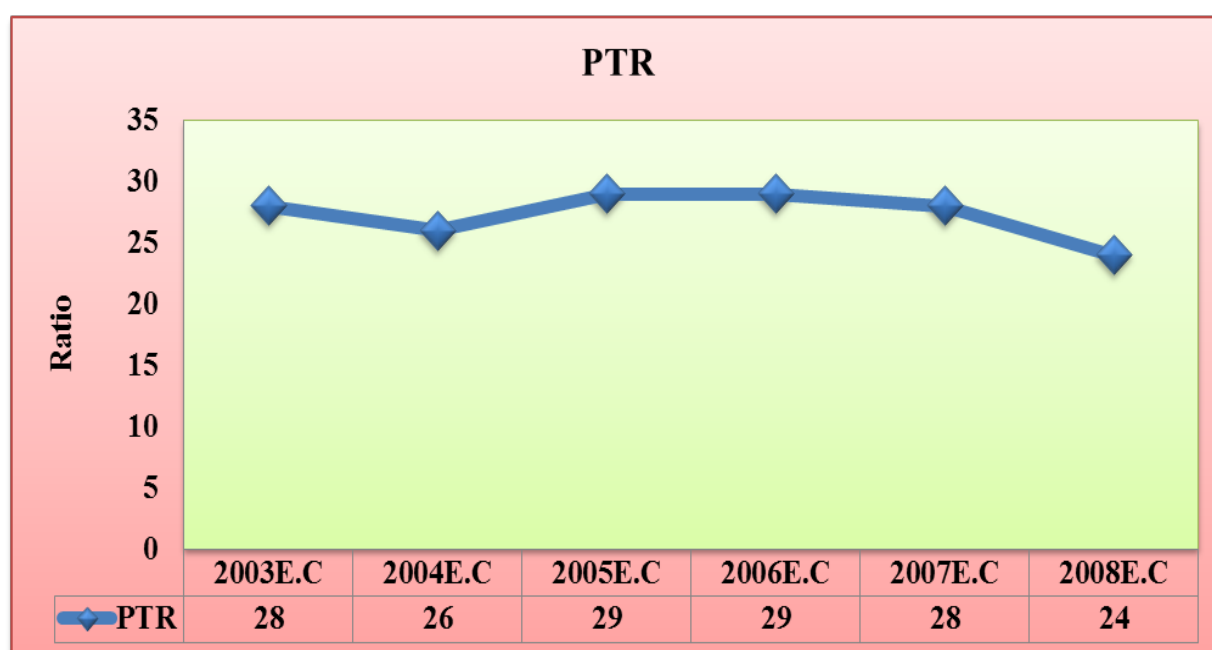


**Chart 3.15: Gender Parity Index in primary**

As the Chart 3.15 shows the GPI in the primary school (1-8) was greater than 1 on average for the last six consecutive years. It implies that the number of girls enrolled in primary level exceeded that of boys.

### 3.2.5 Pupil Teacher Ratio (PTR)

The pupil Teacher Ratio (PTR) indicates the average number of pupils per teacher at specific level of education in a given school year. It should normally be used to compare with established national norms on the number of pupils per teacher for each level. This ratio should not exceed national norms which is one of the determinants factor for the quality of teaching/learning.



**Chart 3.16: PTR Primary Educations**

Chart 3.16 shows that the PTR oscillates between 28 and 29 during the last six years with the exception of the case in 2004 and 2008E.C.

**Table 3.8: PTR in Government and non-government primary schools**

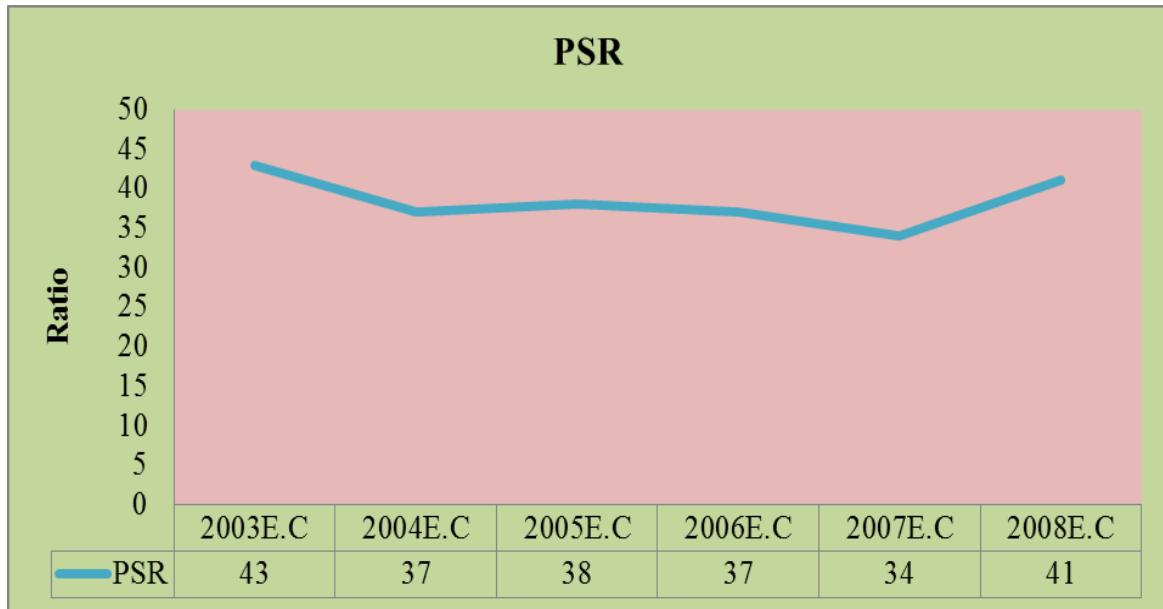
Ownership	PTR ratio
Government	1 : 25
Non-Government	1 : 20

As Table 3.8 shows, the PTR for government schools is 1:25 and 1:20 for private schools. As noted there is variation between government and private schools.

### 3.2.6 Pupil Section Ratio (PSR)

The PSR is generally an efficiency indicator. The PSR is not equivalent to a Pupil Classroom Ratio. A lower ratio in comparison to a national standard may mean underutilization of resources, while a higher ratio often indicates overcrowding. On this base the PSR for primary (grades 1-8) is 41 for the year 2008 E.C, it is a bit higher than the previous year.





**Chart 3.17: Pupil Section Ratio (PSR)**

**Table 3.9: PSR in Government, Private and other primary schools**

Ownership	PSR ratio
Government	1 : 53
Non-Government	1 : 31

The PSR gap between government and private school is so pronounced. It is 1: 53 and 1: 31 for government and private schools respectively. The data imply that more children are accommodated in every section of the government schools than the private ones. This needs special attention to down the ratio to as per the national standard (1:50).

### 3.2.7 School Facility

School facilities, such as library, laboratory, pedagogical center, ICT and the likes became the first order priority and entry point to progressively deal with quality issues in creating conducive teaching learning environment. Therefore, the Addis Ababa Education Bureau believes that lack of appropriate school facilities can have a direct effect on learning situation and school attendance. Thus, the availability of proper school facilities is one of the prominent school variables that determine the attainment of quality education through inviting sustainably

continuous attendance of students. This effect is rather pronounced in case of girls. To this end the data relating to school facilities in primary and secondary schools are as follows.

**Table 3.10: School Facility of Primary Schools 2008 E.C (2015/16)**

Sub city	Number of Schools	Library	Laboratory	Pedagogical center	ICT	Staff lounge	First Aid Service
Addis Ketema	43	40	35	38	34	37	36
Akakikality	64	46	46	47	46	44	54
Arada	53	47	42	41	36	43	45
Bole	115	107	86	104	73	99	101
Gullele	54	50	56	25	44	47	50
Kirkos	51	52	48	50	44	41	41
Kolfe-Keranio	127	124	115	118	97	101	109
Lideta	34	27	21	26	25	33	23
Nifasilk-Lafto	141	130	120	130	93	129	126
Yeka	128	111	96	90	72	101	104
<b>Total</b>	<b>810</b>	<b>734 (90.6%)</b>	<b>665 (82.1%)</b>	<b>669 (82.5%)</b>	<b>564 (69.6%)</b>	<b>675 (83.3%)</b>	<b>689 (85.1%)</b>

**Library:** As shown in the above table out of 810 government, private and other primary schools 734 (90.6%) primary schools provide library services.

**Laboratory:** the availability of a multi purposed (three-in- one) well-organized laboratory is crucial for all primary schools to make the teaching –learning process more practical. However, 665 (82.1%) primary schools only have laboratory access.

**Pedagogical Center:** 669 (82.5%) primary schools have pedagogical centers that give service for preparing a variety of teaching aids .But the rest 141(17.5%) are still working in the absence of this center.

**Information and communication technology (ICT)** plays a prominent role in modernising the teaching learning process. In line with this, 564 (69.6%) primary schools used ICT while the remaining 246 (30.4%) do not have ICT at all.

**Staff Lounge:** The recreation centre for staff members is one of the essential issues to make the working environment favourable. Regarding to this, 675 (83.3%), primary schools have staff lounges while the remaining 135 (16.7%) do not have the access.





**First aids services:** The significance of establishing clubs to provide first aid service in all schools is vital .In relation to this, 689 (85.1%) schools have centres giving first aid services while the rest,121(14.9%) do not have organised first aid centres.

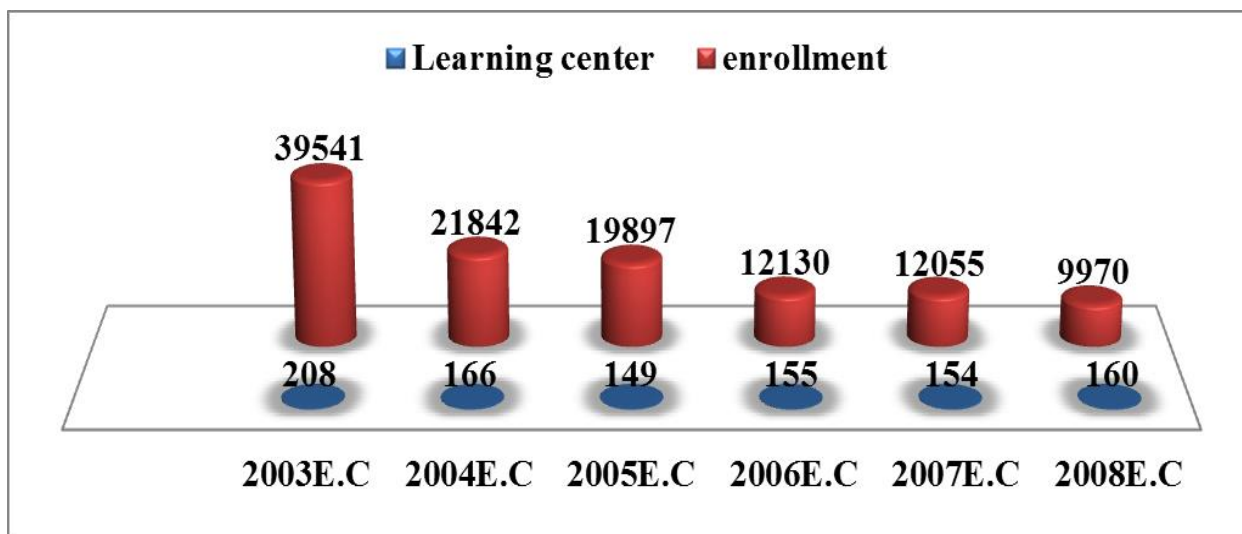
### 3.2.8 School Feeding

**Table 3.11: School Feeding Program beneficiaries at sub city level**

Sub cities	Beneficiaries of YENAT WEG			Beneficiaries of other non-governmental bodies			Total		
	Male	Female	Total	Male	Female	Total	Male	Female	Total
Arada	939	774	1713	583	602	1185	1522	1376	2898
kolfe	1194	1017	2211	698	568	1266	1892	1585	3477
Yeka	1410	1075	2485	1103	952	2055	2513	2027	4540
Lideta	939	818	1757	253	234	487	1192	1052	2244
Gullele	1547	1397	2944	198	162	360	1745	1559	3304
Kirkos	1043	831	1874	461	442	903	1504	1273	2777
Bole	657	589	1246	314	262	576	971	851	1822
Nifas Silk	1186	916	2102	772	697	1469	1958	1613	3571
Akaki Kality	960	755	1715	278	494	772	1238	1249	2487
Addis Ketema	1104	984	2088	588	531	1119	1692	1515	3207
<b>Total</b>	<b>10979</b>	<b>9156</b>	<b>20135</b>	<b>5248</b>	<b>4944</b>	<b>10192</b>	<b>16227</b>	<b>14100</b>	<b>30327</b>

According to the table 3.11, 20135 students became beneficiaries by the intervention of the first lady under the program named “Yenat Weg”. Not only this but also other education stakeholders played their part in feeding 10,192 students. But, still, more needy students are expected. Therefore, attention is given to address the need of all children.

### 3.3 Alternative Basic Education (ABE)



**Chart 3.18: ABE Enrollments and Learning Center**

Chart 3.18 presents the past six consecutive years’ alternative basic education (ABE) enrollments and the corresponding number of learning centers. The chart also brings to light the consistent decline of enrollments and respective number of centers in every other year. Accordingly, the 39541 enrolment exhibited in 2003 E.C went down to 21842 in 2004 E.C together with the reduction of the 208 learning center to 166. Likewise in the rest of the years the respective 19897, 12130, 12055, and 9970 students enrolled in 2003 to 2008 E.C in a decreasing manner. Regarding the centers of learning what was 149 in 2005 E.C went up to 155 in 2006 E.C then downed to 154 in 2007 E.C and grew up to 160 in 2008 E.C.

### 3.4 Secondary Education

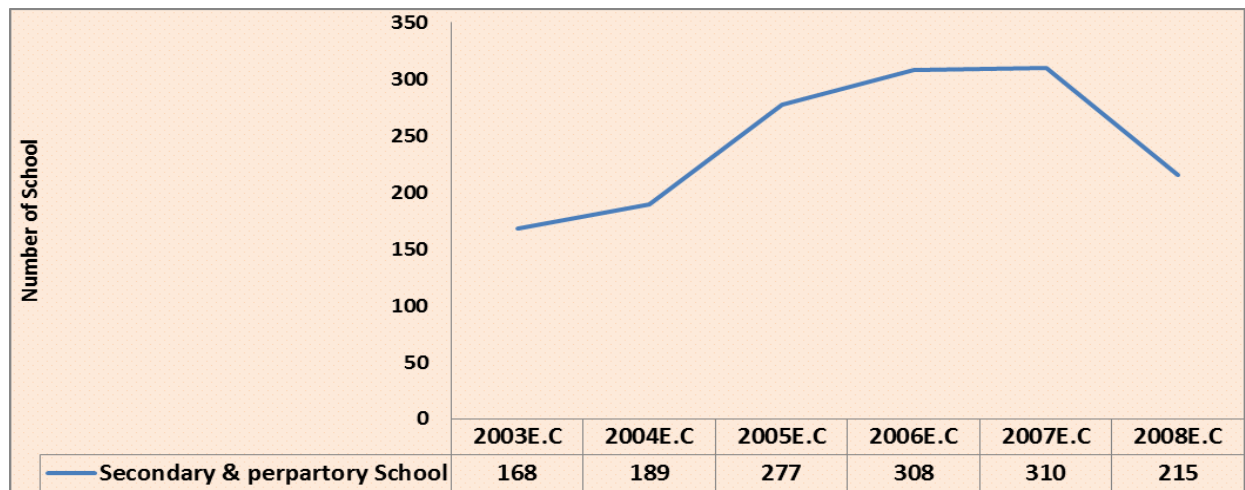
The 1994 Education and Training Policy of Ethiopia restructured the education system to better fit the context and needs of the nation. The “6-2-4” structure (that is, six years of primary schooling, followed by two years of junior secondary education, followed by four years of senior secondary education) that had been in place since 1962 was replaced by a new “4 - 4-2 - 2” structure that is functional today. It consists of four years of first cycle primary and four years of second cycle primary education. The two cycles, together add up to eight years of primary education in the country (1-8). The primary level is followed by two years of general secondary education (Grades 9 – 10) where successful completers of primary education are to join. The general secondary education level is followed by two years of preparatory education (grades 11–



12). Students who successfully sit and pass the Ethiopian higher education entrance examination administered every year would directly join Tertiary levels.

### 3.4.1 General Secondary and Preparatory School

The general secondary education aims to prepare students to identify areas of interest for further education and training where nearly 80% of the cohorts join the world of work while the remaining 20% join the preparatory program. The preparatory level (grades 11 and 12) makes students ready for higher education or for choosing a career.



**Chart 3.19: General Secondary and preparatory Schools**

Regarding the expansion of secondary schools (chart 3.19), increasing trends in the number of secondary schools can be observed as a whole.

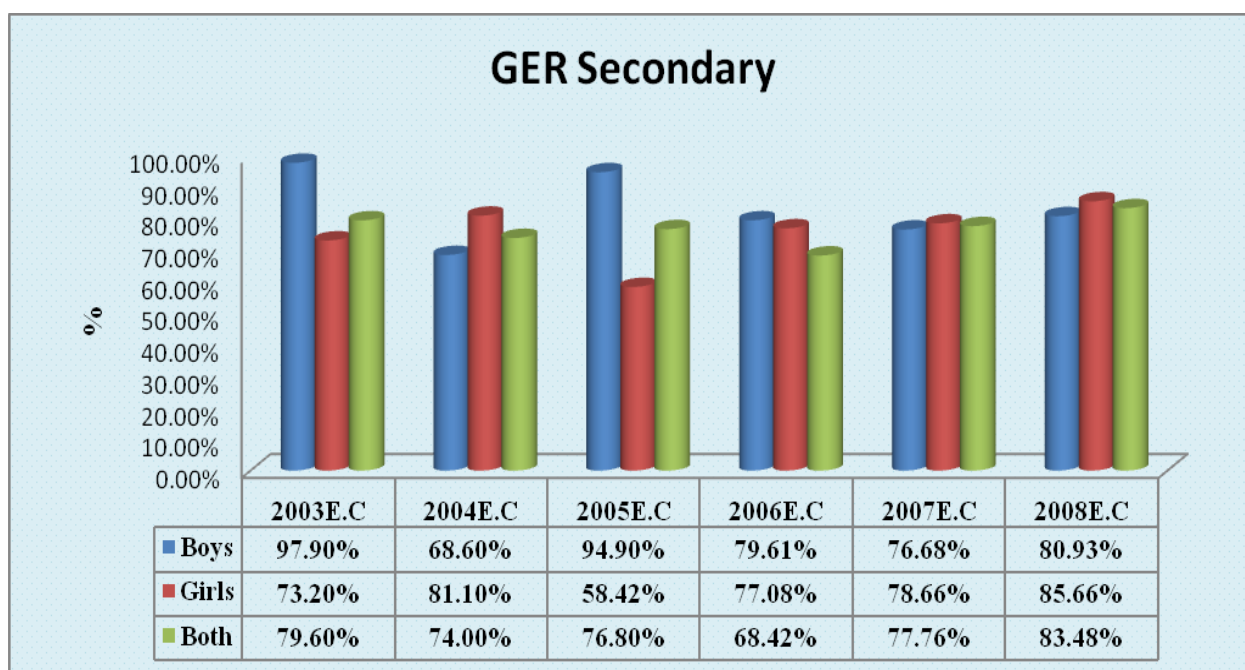
Note:- Secondary schools from 2005 to 2007 E.C apparently increased as a result of a double count exhibited for schools having both cycles in the same compound.

### 3.4.2. Gross Enrolment Rate (GER) for Grades 9-12

GER is generally defined as the percentage of the age-group population 15-18 years enrolled in the middle school (UNESCO, 2003 G.C.). More precisely, it is defined as the total enrolment in a specific level of education regardless of age. GER is expressed as a percentage of the eligible official school-age population corresponding to the same level of education in a given school-year. It is calculated by dividing the number of pupils enrolled in a given level of education by the population of the age-group which officially corresponds to the given level of education. GER compares those students enrolled, regardless of age, in the first cycle secondary (General

secondary) schools, expected to be 15-16 years of Age, and second cycle secondary (17-18 years of age) permanently called higher education preparatory program.

Taking 2003 E.C as the base year (chart 3.20), the gross enrollment ratio for secondary school boys and girls, showed a sharp decrease to 68.60% for boys, but increased to 81.10 for girls in 2004. GER abruptly increased for boys to 94.90% while it decreased to 58.42% in 2005 E.C. However, a decreasing trend in enrollment was seen in 2006 where GER reduced to 79.61% for boys but increased to 77.08% for girls. In 2007, the GER for boys showed a slight decrease, while this showed nearly a unit increase for girls.



**Chart 3.20: Gross Enrolment Rate in General Secondary and Preparatory**

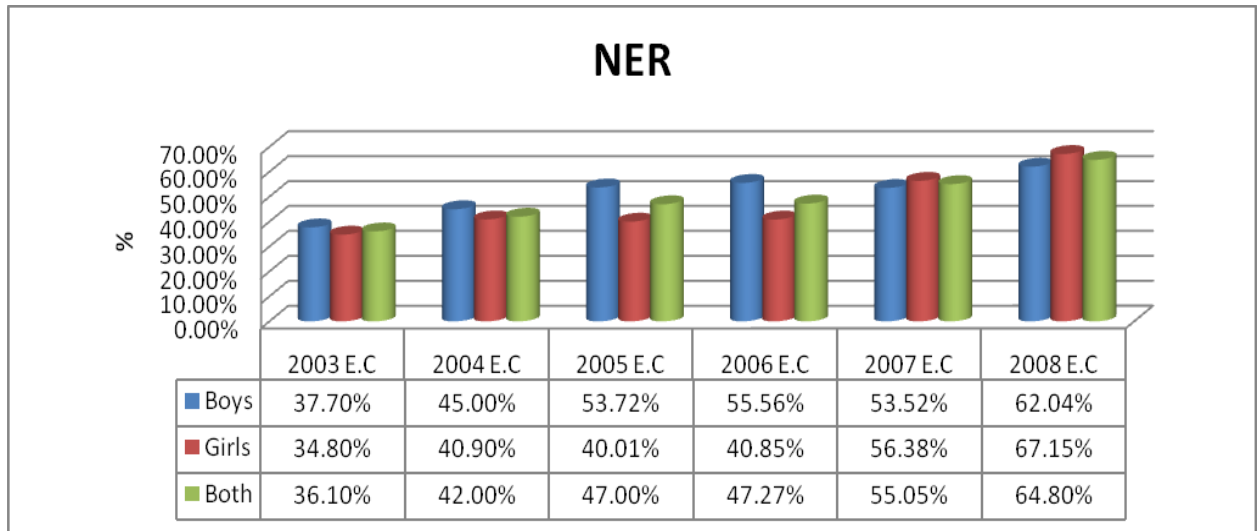
In 2008 E.C, GER showed an increase for both sexes (80.93% and 85.66% respectively). On the whole the trend in GER for both boys and girls in the secondary schools have gone up and down throughout where it sustained in 2008 showing an increase for girls by 12.5%. On the whole, GER for secondary schools in Addis Ababa was 83.48% showing an increase by 3.88% due probably to migration from the regions and neighboring countries.

### 3.4.3. Net Enrolment Rate (NER) Grade 9-12

The Net Enrolment Rate, also sometimes called as participation rate, is the percentage of the 15-18 years old enrolled in the middle school to the population of the same age range (UNESCO, 2003 G.C.). It measures the enrollment of children of the appropriate age usually (7-18 years).It



is determined by taking the ratio of the number of enrolled students to a given general secondary schools by the total number of children in that age proper (15-18).It is always less or equal to 100%. The Net Enrolment Rate in General Secondary and preparatory schools for Addis in the academic year 2008 E.C is shown in chart 3.21 as follows.

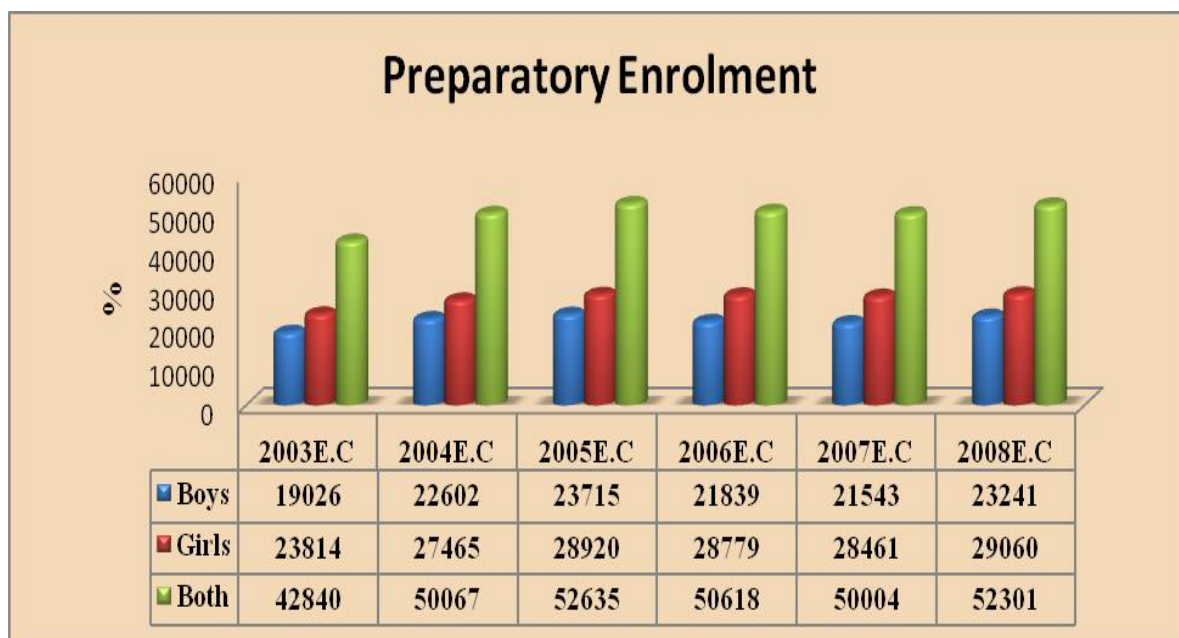


**Chart 3.21: Net Enrolment Rate in Secondary Education**

Taking 2003 E.C as the base year, chart 3.21 reveals that the NER for both sexes have been increasing across the last five years. A modest increase can be observed for both sexes in 2004 (8% and 6.1% respectively). The pace of increase was not considerable for girls except in 2008 E.C where the NER surpassed those of the boys by 5.11%. Yet, the overall NER for secondary schools in Addis has improved from 36.10% in 2003 E.C to 64.80% in 2008 E.C. In spite of the inequitable access to secondary education for girls in the previous years, increases in overall access in recent years helped narrow the gender gap, enlarged school opportunities in Addis Ababa, and benefitted the urban girl students as a whole.

### 3.4.4. Enrolment in Preparatory schools (Grade 11-12)

Secondary education has been assigned a key role in nation building, including building the moral values and national cohesion required to make a multiethnic society work. Cognizant of this, expanding enrollment of Preparatory program has been important since graduates from preparatory classes either join higher institutions to acquire scientific and technical knowledge necessary to join the labor market and/or join technical and vocational schools to learn the trades' necessary for various industries. To this effect, enrollments to preparatory schools have been growing in the past five years in Addis Ababa (chart 3.22).



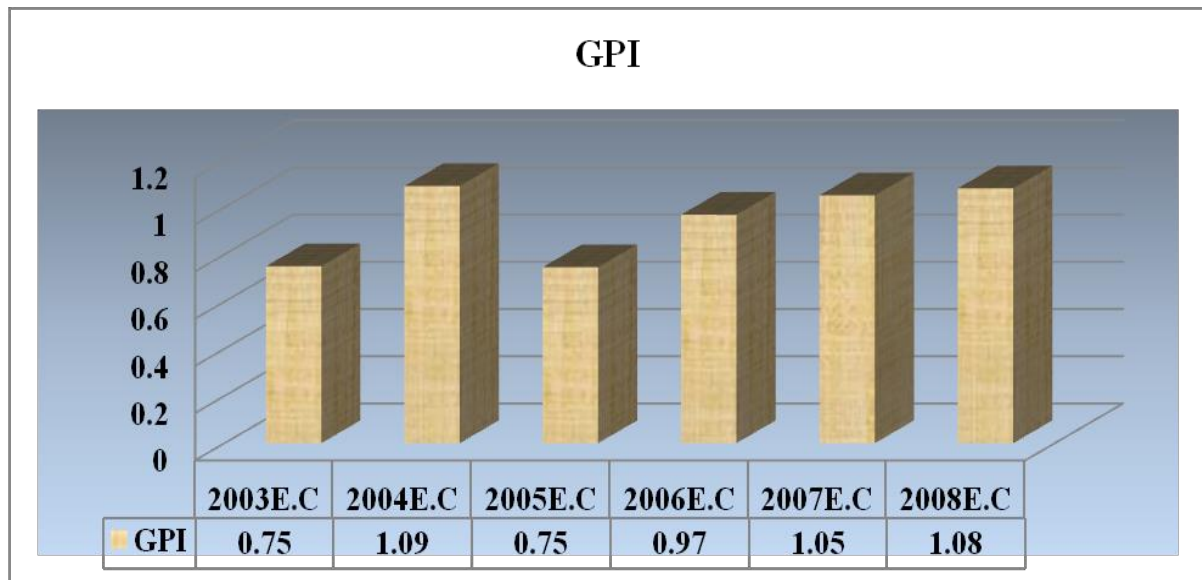
**Chart 3.22: Preparatory Enrolment**

Preparatory enrollment in Addis Ababa showed a steady growth from 2003 to 2005 E.C (19,026 and 23,814 for both sexes respectively- 23% growth). However, during the subsequent years (2006 and 2007) enrollment modestly decreased for boys (21839 and 21543 respectively-1.4%); while the rate of growth has been sustained all across the years for girls. On the aggregate, enrollments in the preparatory program increased by 22% over the years (2003-2008 E.C), but the growth was in favor of girls.



### 3.4.5. Gender Parity Index (GPI)

GPI measures gender differences in education indicators. It is defined as the value of net enrollment of girls divided by net enrollment of boys.



**Chart 3.23: Gender Parity Index (GPI) Secondary Education**

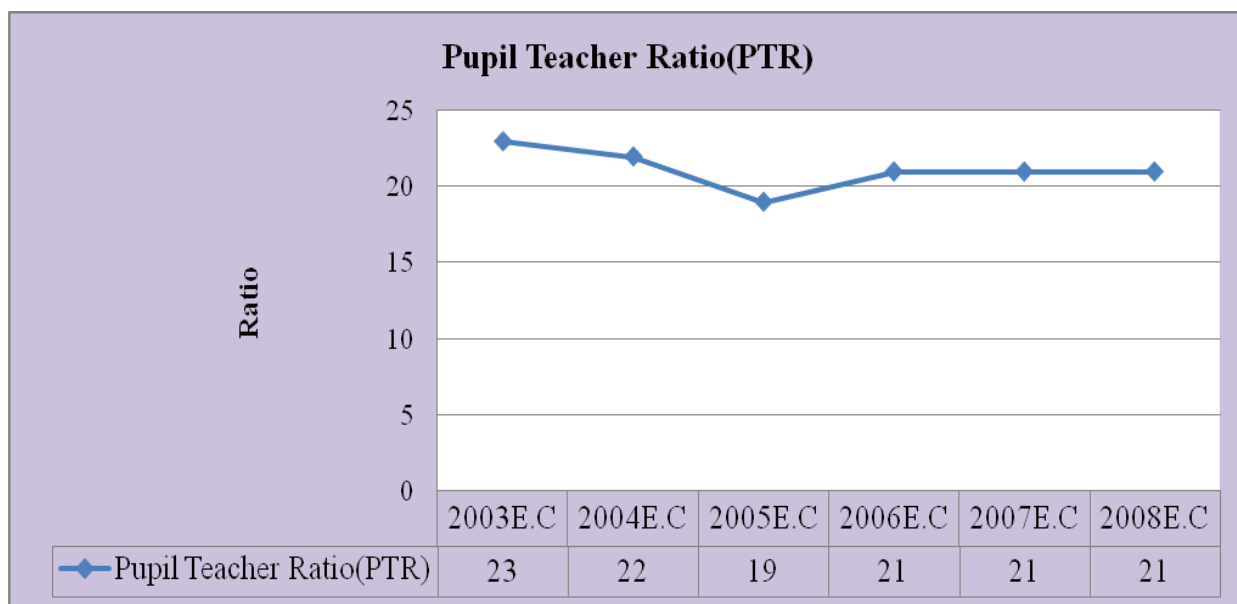
If the value of the GPI is equal to 1 then there is no difference between boys and girls in enrollment rate. A GPI value of less than 1 shows that NER/GER is higher for boys than girls and if otherwise greater for girls.

Concomitant to these, the data in chart 3.23 reveals that GPI was less than 1 in 2003, 2005 and 2006 E.C (0.75, 0.75 and 0.97 respectively). This explains that more boys were enrolled to secondary schools than girls in these years. On the other hand, GPI was greater than 1 in 2004, 2007, and 2008 E.C (1.09, 1.05 and 1.08 respectively) showing the enrollments of more girls than boys to secondary schools in Addis Ababa in these years. Therefore, the data shows that more girls are benefitting from secondary education in Addis Ababa at present.

### 3.4.6. Pupil Teachers Ratio in secondary school (PTR)

Defined as, the proportion of the students enrolled in a certain level at a given school year to the number of teachers teaching them. Pupil teachers Ratio is one of the major quality indicators since it helps to determine the opportunity of the students to get teachers individual support.

Conventionally, lower pupil teacher ratio enhances more reach and support for individual learners while the opposite happens with higher pupil teacher ratios.



**Chart 3.24: Pupil Teacher Ratios (PTR)**

**Table 3.12: Pupil teacher ratio in government and non-government secondary schools /2008 E.C/**

Level	Ownership	PTR
Secondary /9-10/	Government	22
	PRIVATE	16
Preparatory /11-12/	Government	18
	PRIVATE	26

As shown in chart 3.24, the PTR in 2007 and 2008 E.C is similar. However, the pupil teacher ratios for government general secondary schools in Addis Ababa in 2008 E.C was 22 while this was reported to be 16 for private schools and this is by far less and better than that of the government ratio.

On the other hand, the pupil teacher ratio for the preparatory program appears to be somewhat different from the general secondary schools. In this case, the PTR for government preparatory program is 18, while it is 26 for the private preparatory schools. In light of this, the PTR is in a better condition for the government preparatory schools.

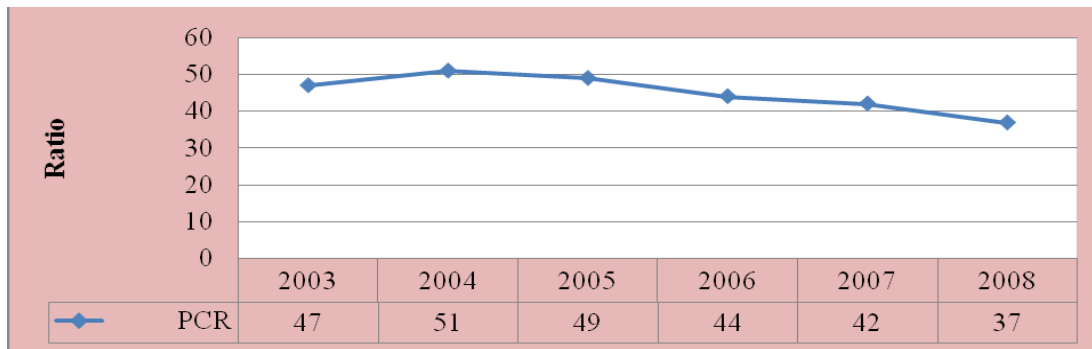




### 3.4.7. Pupil Section Ratio (PSR)

The pupil section ratio explains the number of students attending a given class at a particular time in a grade level. In this regard, the standard set for Ethiopian secondary school classes is 40 students per section. At present the class size is expected to meet this standard since more secondary schools/classes have been availed by the city education bureau.

In light of this, the data in chart 3.25 reveals, an increase in the number of pupil section ratio (2004 & 2005 E.C), but, it also indicates a slightly decreasing trend in PSR from 2006-2007 E.C (44 to 42). In 2008 E.C, pupil- section ratio reached 37 showing a remarkable improvement. However, this could mask the realities in the peripheral areas where the number of students per section could even be more than the national standard



**Chart 3.25: Pupil Section Ratio (PSR)**

The data in table 3.13 indicates that the PSR for government general secondary schools is found to be 1: 47 while this is by far less for the private secondary schools 1:30. In a similar vein, Private schools appear to be better off as regards PSR in preparatory schools, in that the ratio is 1:42 and 1:25 for government and private schools respectively. More efforts are required from Bureau to meet the standard for government schools.

**Table 3.13: Pupil Section ratio in government and non-government secondary schools /2008 E.C/**

Level	Ownership	PSR
Secondary /9-10/	Government	1:47
	Private	1:30
Preparatory /11-12/	Government	1:42
	Private	1:25

## 3.4.8. School Facility

Table 3.14: School Facility in secondary and preparatory schools

Sub city	Number of Schools*	Libraries	Science Laboratories in separated rooms	Plasma	ICT	Internet Service/ access	Staff lounge	First Aid Service
Addis Ketema	11	11	11	5	10	11	10	9
Akaki kality	12	11	11	6	11	11	11	11
Arada	25	21	16	10	19	22	20	21
Bole	34	32	24	6	32	20	28	31
Gullele	21	22	13	6	20	20	20	20
Kirkos	13	13	11	6	12	12	11	12
Kolfe Keranio	35	43	8	8	35	32	34	34
Lideta	3	3	3	3	3	2	3	3
Nifasilk Lafto	40	41	19	9	37	34	41	41
Yeka	21	25	18	7	19	8	22	21
<b>Total</b>	<b>215</b>	<b>222</b> (103.2%)	<b>134</b> (62.3%)	<b>66</b> (30.6%)	<b>198</b> (92.1%)	<b>172</b> (80%)	<b>200</b> (93%)	<b>203</b> (94.4%)

**Libraries:** As shown in table 3.14, availability of library (222) is slightly greater than number of secondary and preparatory schools (215). This does not mean that all schools have access to library services. There are schools which have more than one library.

**Science Laboratories:** from the total of 215 secondary and preparatory schools 134 (62.3%) were equipped with three separated science laboratories. But the rest 81(37.7%) do not have a well-organized and separated science laboratories.

**Plasma:** The satellite television educational program was launched in 1996 E.C to improve the quality of learning in secondary schools. It is commonly referred to as the 'Plasma' program. As it is shown in table 3.14, 66 (30.6%) secondary and preparatory schools were equipped with plasma television and deploy television-assisted instruction. On the other hand, 149 (69.4%) secondary and preparatory schools do not provide television-assisted instruction.

**Information and communication (ICT):** To the contrary of plasma access, majority of the secondary and preparatory schools, 198 (92.1%) installed networked computer laboratories while 17 (7.9%) secondary and preparatory schools do not have ICT labs.

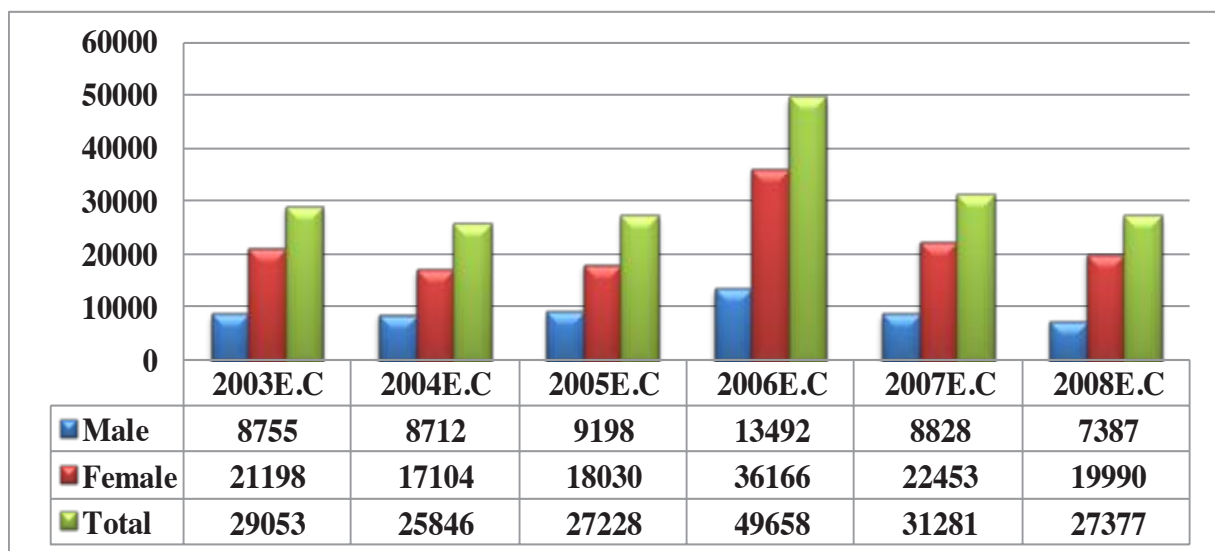


**Internet access:** With regard to access to internet service, 172 (80%) secondary and preparatory schools have been benefited while 43 (20%) do not have access.

**Staff Lounge:** out of 215 secondary and preparatory schools 200 (93%) of them have staff lounges while the remaining 15(7%) do not have the access.

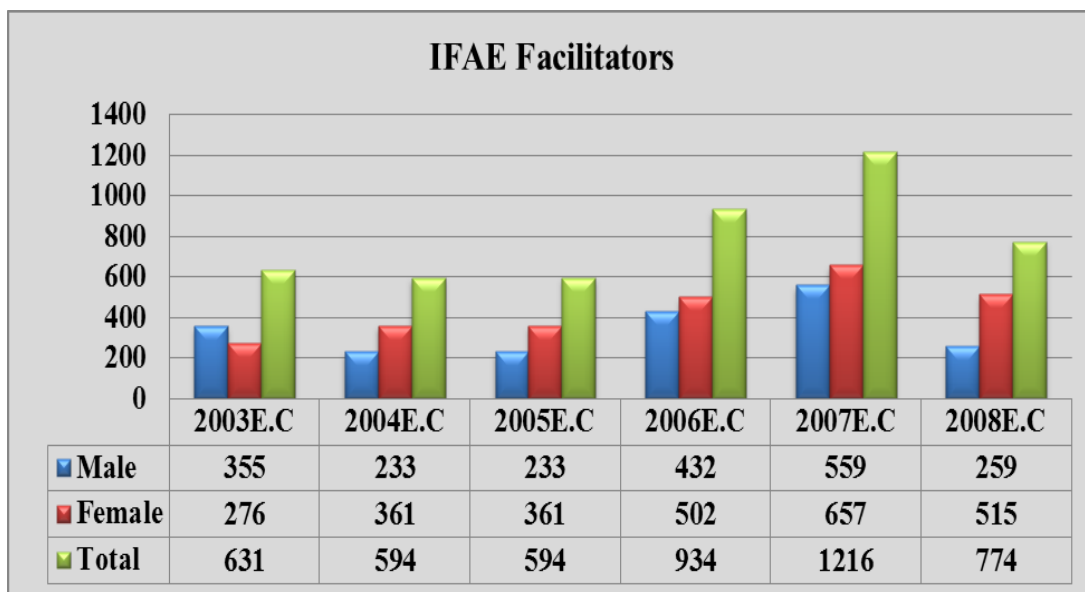
**First Aid Service:** With regard to access to first aid service, 203 (94.4%) secondary and preparatory schools have centres giving first aid service while the remaining 12 (5.6%) do not have organised first aid centres.

### 3.5. Integrated Functional Adult Education (IFAE)



**Chart 3.26: Integrated Functional Adult Education (IFAE) Enrollments**

Chart 3.26 presents Integrated Functional Adult Education (IFAE) enrollments with respect to sex against the recent past consecutive years. In line with this the largest enrollment, 49658 (13492M + 36166F), was recorded in 2006 EC in which the lion’s share (72.83%) went to females. In sum, the number of attendants observed rising and falling consecutively with females highly dominating population in all of the years.



**Chart 3.27: Integrated Functional Adult Education (IFAE) facilitators.**

Chart 3.27 demonstrates the number of facilitators deployed, to run Integrated Functional Adult Education (IFAE), since 2003E.C up to 2008E.C with respect to sex. Accordingly, there were 559M and 657F in 2007E.C. which was the largest of all the years .As learned from these records majority of the facilitators were females in the years considered except in 2003E.C.



## 3.6 Special Needs/ Inclusive Education

Table 3.15: Pre-primary Education Enrolment of Children with Disability

Disability Category	Stage One		Stage Two		Stage Three		TOTAL		TOTAL
	M	F	M	F	M	F	M	F	
Partial sighted	82	80	68	47	67	54	217	181	398
Blind	1	1	2	1	1	1	4	3	7
Visual Impairment Total	83	81	70	48	68	55	221	184	405
Hard of Hearing	28	20	12	11	12	8	52	39	91
Deaf	24	19	17	10	4	6	45	35	80
Hearing Impairment Total	52	39	29	21	16	12	97	74	171
Mild-moderate Intellectual Disability	90	82	77	64	37	34	204	180	384
Severe- profound Intellectual Disability	22	17	14	11	18	9	54	37	91
Intellectual Disability Total	114	99	91	75	55	43	258	217	475
Physical Impairment	98	65	60	42	41	33	199	140	339
Communication Disorder	153	83	80	50	71	34	304	167	471
Emotional & Behavioral Disorder	181	90	139	78	111	49	431	217	648
Learning Disability	318	242	312	219	238	169	868	630	1498
Multiple Disability	28	23	32	20	23	28	83	71	154
Autism Spectrum Disorder	27	12	6	5	12	3	45	20	65
<b>Total</b>	<b>1052</b>	<b>734</b>	<b>819</b>	<b>558</b>	<b>635</b>	<b>428</b>	<b>2506</b>	<b>1720</b>	<b>4226</b>

Table 3.15, shows that pre-primary enrolment of Students with disability: Visual Impairment 405 (9.6%), Hearing Impairment 171 (4.0%), Intellectual Disability 475 (11.2%), Physical Impairment 339 (8.0%), Communication Disorder 471 (11.2%), Emotional and Behavioral Disorder 648 (15.3%), Learning disability 1498 (35.4%), Autism Spectrum Disorder 65 (0.5%), and Multiple Disability 154 (3.6%).

Table 3.16: primary Education (grade 1-8) Enrolment of Students with Disability

Disability	Grade 1		Grade 2		Grade 3		Grade 4		Grade 5		Grade 6		Grade 7		Grade 8		TOTAL		TOT AL
	M	F	M	F	M	F	M	F	M	F	M	F	M	F	M	F	M	F	
Partial Sighted	205	264	240	277	210	288	264	356	286	341	222	350	231	275	179	290	1837	2441	4278
Blind	24	28	25	11	12	24	27	29	20	14	8	23	24	20	29	30	169	179	348
Visual Impairment Total	229	292	265	88	222	312	291	394	306	355	230	373	255	295	208	320	2006	2620	4626
Hard of Hearing	78	85	80	71	70	82	84	103	60	69	53	56	45	49	27	44	497	559	1056
Deaf	29	30	28	18	18	25	34	22	20	26	28	27	21	31	21	22	199	201	400
Hearing Impairment Total	107	115	108	89	88	107	118	125	80	95	81	83	66	80	48	66	696	760	1456
Mild-moderate Intellectual Disability	109	89	74	40	62	55	76	72	38	24	24	32	21	14	15	15	419	341	760
Severe-profound Intellectual Disability																	113	68	181
Intellectual Disability Total	109	89	74	40	62	55	76	72	38	24	24	32	21	14	15	15	532	409	941
Physical Impairment	116	114	110	90	111	98	141	108	112	74	68	52	77	79	81	41	427	343	770
Communication Disorder	63	58	69	67	94	83	93	63	67	44	44	24	54	44	49	24	533	407	940
Emotional & Behavioral Disorder	233	163	262	163	264	163	327	172	290	148	335	208	336	178	285	179	2332	1374	3706
Learning Disability	662	744	499	415	449	350	514	410	292	233	236	200	193	216	176	177	3021	2745	5766
Multiple-Disability	42	50	29	34	50	50	55	51	28	16	17	15	8	9	12	10	253	235	483
Autism Spectrum Disorder	17	4	5	2	8	4	9	4	10	1	8	6	4	8	4	0	65	29	94
<b>Total</b>	<b>1567</b>	<b>1598</b>	<b>1380</b>	<b>1146</b>	<b>1297</b>	<b>1172</b>	<b>1568</b>	<b>1348</b>	<b>1188</b>	<b>962</b>	<b>1016</b>	<b>980</b>	<b>991</b>	<b>895</b>	<b>853</b>	<b>821</b>	<b>9860</b>	<b>8922</b>	<b>18782</b>



Similarly the primary education enrolments of Students with Disability are as follows:-Visual Impairment 4626 (24.6%), Hearing Impairment 1456 (7.8%), Physical Impairment 770 (4.1%), Intellectual Disability 941 (5.0%), Communication Disorder 940 (5.0%), Emotional and Behavioral Disorder 3706 (19.7%), Learning disability 5766 (30.7%), (0.5%), Multiple Disability 483 (2.6%), and AutismSpectrumDisorder94(0.5%).



Table 3.17: The Secondary Education (grade 9-12) Enrolment of Person with Disability

Disability	Grade 9		Grade 10		Grade 11		Grade 12		Total		Total
	M	F	M	F	M	F	M	F	M	F	
Partial Sighted	57	68	55	70	26	14	15	7	153	159	312
Blind	6	14	8	5	11	17	4	5	29	41	70
<b>Visual Impairment Total</b>	<b>63</b>	<b>82</b>	<b>63</b>	<b>75</b>	<b>37</b>	<b>31</b>	<b>19</b>	<b>12</b>	<b>182</b>	<b>200</b>	<b>382</b>
Hard of Hearing	14	6	6	7	0	3	0	1	20	17	37
Deaf	18	33	43	21	40	38	16	9	117	101	218
<b>Hearing Impairment Total</b>	<b>32</b>	<b>39</b>	<b>49</b>	<b>28</b>	<b>40</b>	<b>41</b>	<b>16</b>	<b>10</b>	<b>137</b>	<b>118</b>	<b>255</b>
Physical Impairment	33	26	25	23	8	6	5	3	71	58	129
Communication Disorder	33	31	24	31	4	4	4	3	65	69	134
Emotional & Behavioral Disorder	179	106	130	52	16	16	39	14	364	188	552
Learning Disability	122	113	59	69	3	6	4	2	178	190	378
Multiple-Disability	8	5	3	5	2	2	1	0	14	12	26
Autism Spectrum Disorder	0	0	2	0	0	0	0	0	2	0	2
<b>Total</b>	<b>470</b>	<b>402</b>	<b>355</b>	<b>283</b>	<b>110</b>	<b>106</b>	<b>88</b>	<b>44</b>	<b>1023</b>	<b>835</b>	<b>1858</b>

According to the table 3.17, the enrolments of Students with Disability are: - Visual Impairment 382(20.6%), Hearing Impairment 255 (13.7%), Physical Impairment 129 (6.9%), Communication disorder 134 (7.2%), Emotional & Behavioral Disorder 552 (29.7%), Learning disability 378 (20.3%), Multiple Disability 26 (1.4%), Autism Spectrum Disorder 2 (0.1%).

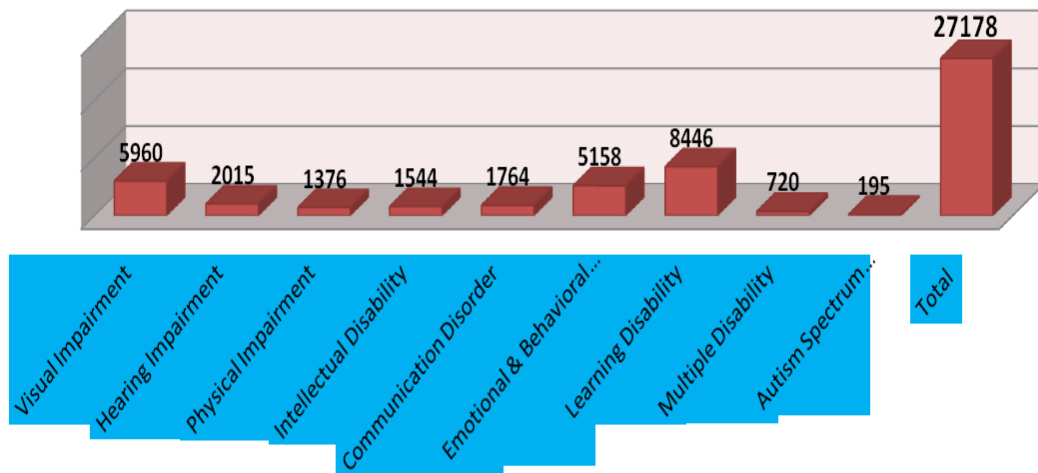
Table 3.18: ABE Enrolment of students with Disability

Disability	Level 1		Leve 2		Leve 3		Total		Total
	M	F	M	F	M	F	M	F	
Partial Sighted	12	33	2	17	3	10	17	60	77
Blind			1	0	0	1	1	1	2
<b>Visual Impairment Total</b>	<b>12</b>	<b>33</b>	<b>3</b>	<b>17</b>	<b>3</b>	<b>11</b>	<b>18</b>	<b>61</b>	<b>79</b>
Hard Of Hearing	1	5	1	1			2	6	8
Deaf	1	0	3	0			4	0	4
<b>Hearing Impairment Total</b>	<b>2</b>	<b>5</b>	<b>4</b>	<b>1</b>			<b>6</b>	<b>6</b>	<b>12</b>
Mild-moderate Intellectual Disability	1	5	4	1	1	1	6	7	13
Severe-profound Intellectual Disability	3	2	0	1	1	0	4	3	7
<b>Intellectual Disability Total</b>	<b>4</b>	<b>7</b>	<b>4</b>	<b>2</b>	<b>2</b>	<b>1</b>	<b>10</b>	<b>10</b>	<b>20</b>
Physical Impairment	10	7	3	3	1	1	14	11	25
Communication Disorder	19	43	4	10			23	53	76
Emotional & Behavioral Disorder	14	35	4	19	0	9	18	63	81
Learning Disability	16	82	6	27	0	1	22	110	132
Multiple Disability	1	2					1	2	3
Autism Spectrum Disorder	1	1					1	1	2
<b>Total</b>	<b>79</b>	<b>215</b>	<b>28</b>	<b>79</b>	<b>6</b>	<b>23</b>	<b>113</b>	<b>317</b>	<b>430</b>





Based on table 3.18 data of the ABE enrolment of Students with Disability are: - Visual Impairment 79 (18.4%), Hearing Impairment 12 (2.8%), Intellectual Disability 20 (4.7%), Physical Impairment 25 (7.4%), Communication Disorder 76 (17.7%), Emotional & Behavioral Disorder 81 (18.8%), Learning disability 132 (30.7%), Multiple Disability 3 (0.7%), and Autism Spectrum Disorder 2 (0.5%).



**Chart 3.28: The total Enrolment of Person with disability from KG – grade 12, ABE and IFAE**

Chart 3.28 shows that 27178 students with Disabilities were enrolled in 2008 E.C. To cite some of the populous disability categories, Learning Disability, Visual Impairment, Emotional and Behavioral Disorder have 8446, 5960 and 5158 students.

**Table 3.19: The enrolment of students with Disability from Year 2005 E.C-2008 E.C**

Students With Special needs	2005 E.C			2006 E.C			2007 E.C			2008 E.C		
	M	F	T	M	F	T	M	F	T	M	F	T
Visual Impairment	161	167	328	246	256	502	610	573	1183	2514	3446	5960
Hearing Impairment	319	335	654	362	355	717	405	406	811	982	1033	2015
Intellectual Disability	219	154	373	406	316	722	359	308	667	748	628	1376
Physical Disability	185	119	304	232	173	405	740	836	1576	855	689	1544
Others	120	143	263	2192	2144	4336	4908	5011	9919	8906	7377	16283
<b>Total</b>	<b>1004</b>	<b>918</b>	<b>1922</b>	<b>3438</b>	<b>1312</b>	<b>6682</b>	<b>7022</b>	<b>7134</b>	<b>14156</b>	<b>14005</b>	<b>13173</b>	<b>27178</b>

As indicated in table 3.19, the enrolment of Students with disability in year 2005-2008 E.C has been dramatically increased. The City government of Addis Ababa Education Bureau has given due attention to access students regardless of their impairment and learning difficulties. Consequently, the number of students with Special Needs has increased from 1922 in 2005 E.C to 27178 in 2008 E.C, which shows an increment of 92.9%. The enrolment rate by disability category in year 2008 E.C shows: - Students with Visual Impairment, hearing Impairment, Intellectual disability, Physical disability, and others are 21.9%, 7.4%, 5.1%, 5.7%, and 59.9% respectively.

**Table 3.20: Enrolments of students with Disability from the total enrollment for All Levels of Education year 2008**

level	Total number of students 2008 E.C			Students with Disability 2008 E.C		
	Male	Female	Total	Male	Female	Total
Pre Primary	85912	82436	168348	2506	1720	4226
Primary	230343	279557	509900	9860	8922	18782
Secondary & Preparatory	70534	87207	157741	1023	835	1858
ABE	2283	7687	9970	113	317	430
IFAE	7387	19990	27377	503	1379	1882
<b>Total</b>	<b>389072</b>	<b>456887</b>	<b>845959</b>	<b>14005</b>	<b>13173</b>	<b>27178</b>



Based on the data listed in table 3.20, the enrolment rate of Students with disability as compared with the total number of students for all levels in year 2008 E.C is as follows:- the preprimary, primary, secondary & preparatory, ABE, and IF AE are 2.5%, 3.7%, 1.2%, 4.3%, 6.9% respectively. And the total enrolment rate of students with disability from the total population is 3.2%. This brings to light the number of students with disabilities was not that simple.

### 3.7 Internal Efficiency

Internal efficiency indicators help to understand how well the education system utilizes limited resources efficiently and timely. These indicators are commonly used to measure the efficiency of the education system in producing graduates of a particular education cycle or level. A student may possibly be promoted, repeated or dropped out in a particular academic year. Repeating a grade means using more resources than allocated to a student; and leaving school (dropping out) before completing a particular cycle or level of education also results in wastage of resources. To this end, reduced repetition and dropout rates at each grade level indicates efficient utilization of resources.

### Dropout Rate

The dropout rate is a measure of the number of students leaving schools before completion (graduation) of a certain cycle or grade level out the total number of students enrolled.

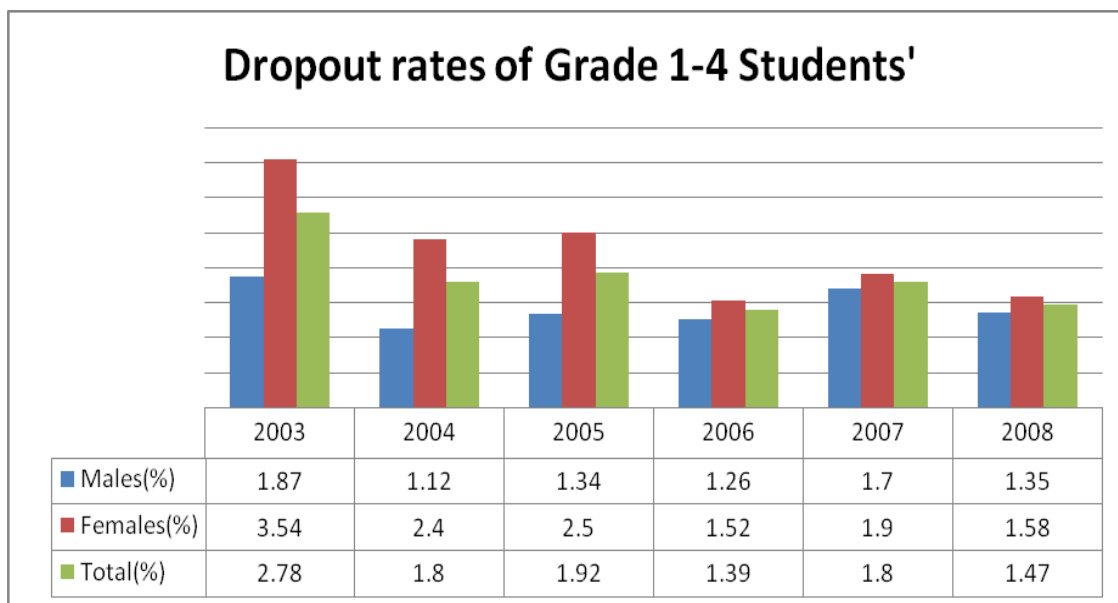
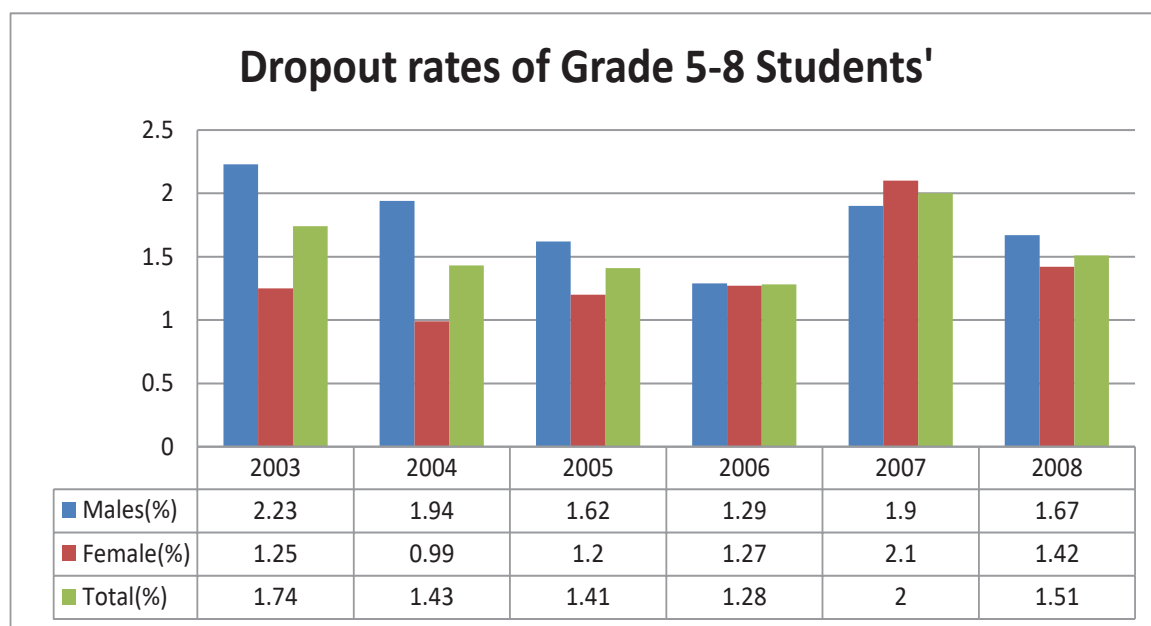


Chart 3.29: dropout rate of grade 1-4

One of the focus areas of ESDP V is improving the overall internal efficiency by lowering the dropout rate to less than 1%. However, the trend of dropout rate of first cycle primary education (G1-G4) as depicted by the graph above fluctuate up and down above ,the minimum rate(1.39%) recorded in 2006. Another point worth mentioning is the females’ dropout rate in all the six consecutive years exceeded the male ones.



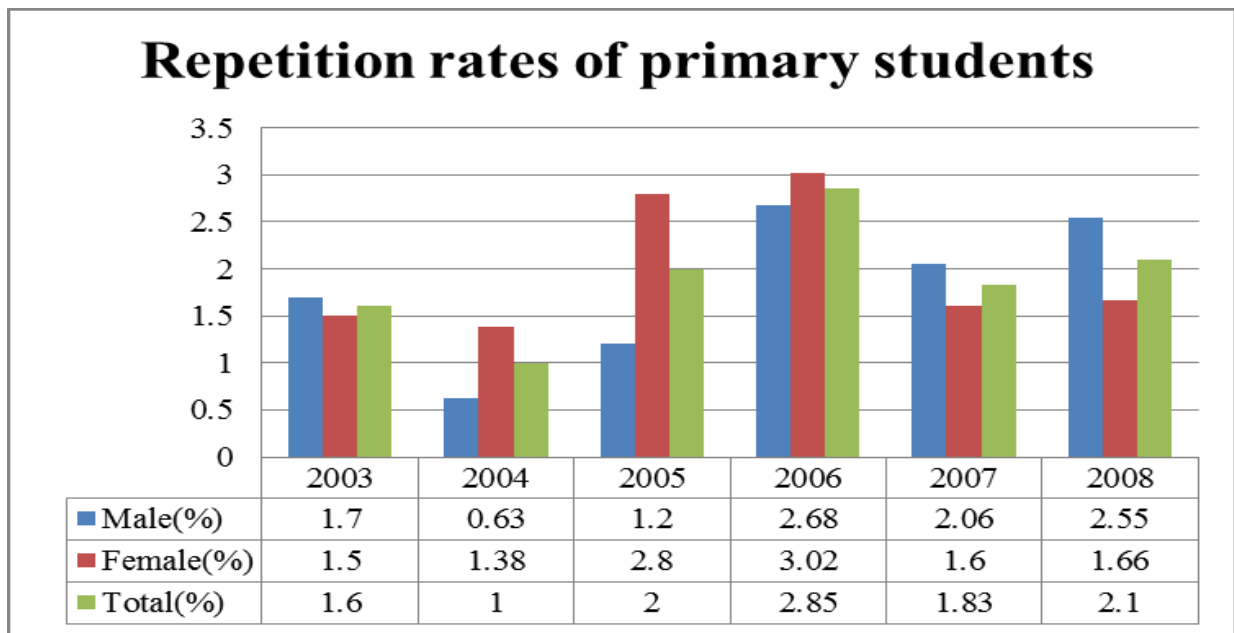
**Chart 3.30: dropout rate of grade 5-8**

In the second cycle primary education (G5-G8) contrary to the case in first cycle, though, the dropout rate is more than 1%, males’ dropout rate exceeded females throughout the six consecutive years except in 2007. Similar to the first cycle primary schools the least dropout rate exhibited among the six years under consideration was the 1.28% in 2006.

### Repetition Rate

This indicator measures the proportion of students who have remained in the same grade for two or more consecutive years by retaking the grade having either left the grade prematurely or returning for a second or third time.



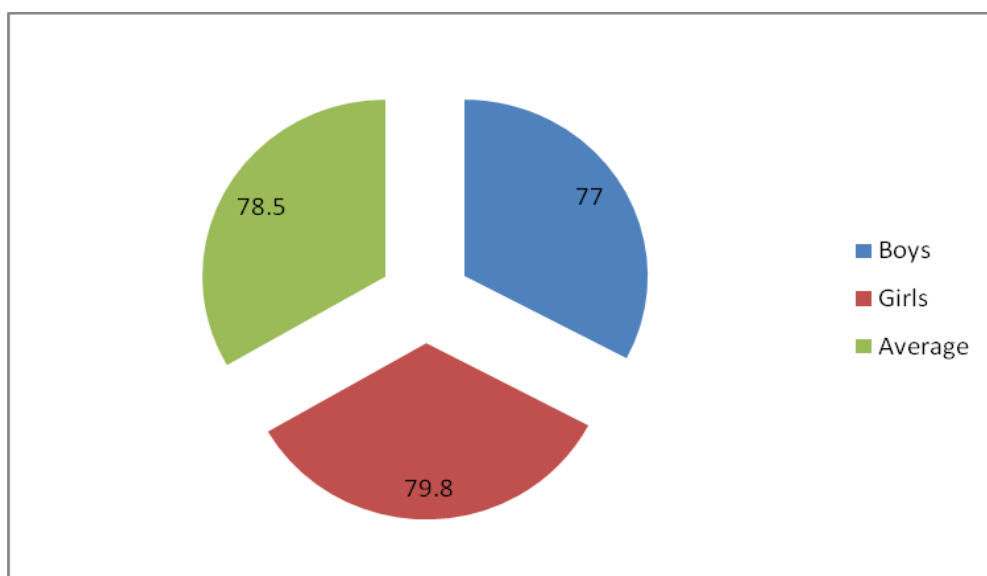


**Chart 3.31: repetition rate of primary school students**

As shown in chart 3.31; the primary education repetition rate fluctuates in the years considered. On average the repetition rate of 2008 is 2.1% which exceeds the percent intended in ESDP V. With regard to gender, Males repetition rate (2.55%) is higher than females (1.66%). This data doesn't include Grade 8.

### Survival Rate

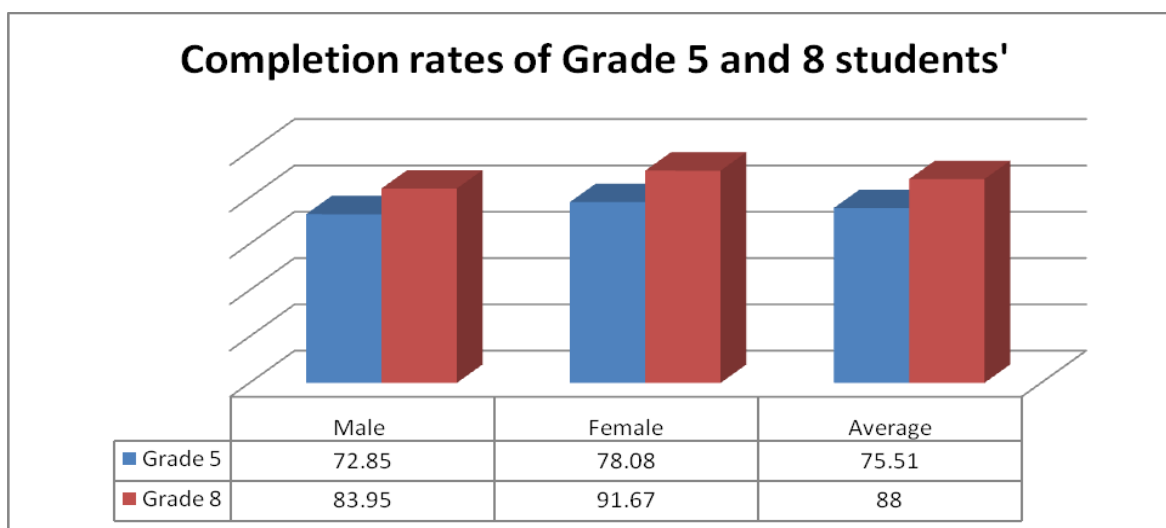
The survival rate to grade 5 is used to estimate the percentage of students who will complete the first cycle of primary education. The completion of at least 4 years of schooling is considered as a pre-requisite for a sustainable level of literacy. Survival rates approaching 100% indicate a high level of retention and low incidence of dropouts. The reliability of this indicator depends on the consistency of data on enrolment and repeaters both in terms of coverage overtime and across grades.



**Figure 3.1 Survival Rate to 1st cycle (Grade1-4)**

As indicated in figure 3.1, 77% boys and 79.8% girls survive in the 1<sup>st</sup> cycle of primary schools. The survival rate of these early grades needs strengthening.

### Completion Rate

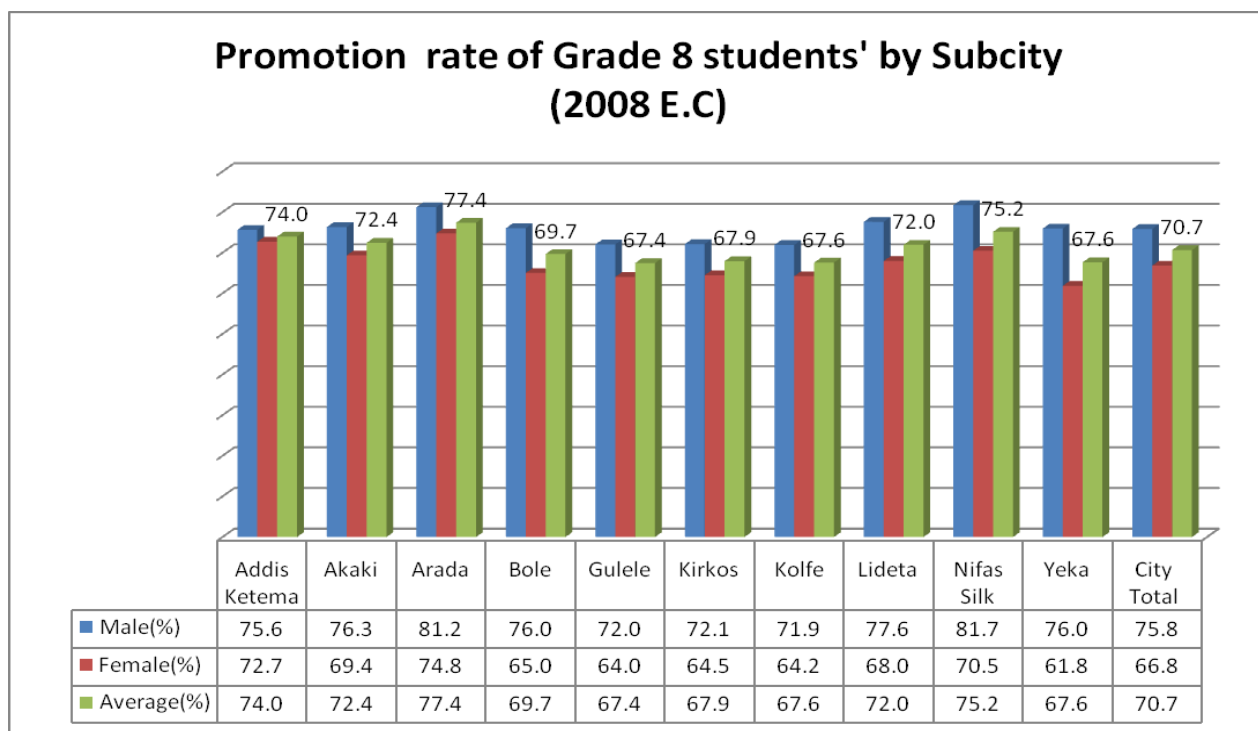


**Chart 3.32: Completion Rate of Grades 5 and 8**

It is natural that dropout and repetition rates negatively affect students' survival rates that in turn jeopardize completion rate. Consequently, as shown in chart 3.32, 72.85% boys and 78.08% girls completed grade 5. On the other hand, the completion rate of grade 8 was 83.95% for boys and 91.67% for girls.



## Promotion rate



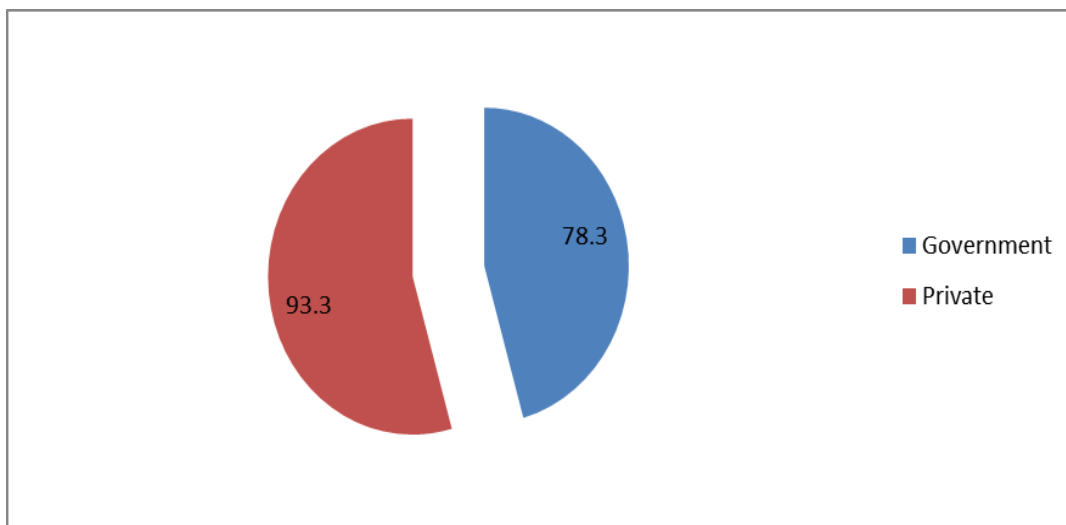
**Chart 3.33: promotion rate of grade 8 by sub city**

As shown in chart3.33, at City level 29.03% of the students who took Grade 8 regional exam in 2008 did not pass to grade 9. In this examination Arada sub city exhibited the highest number of achievers, 77.4%, while the relative least number of achievers, 67.4%, went to Gulele sub city. Gender wise, in all sub-cities female students achieved lower than male students.

**Table 3.21: Promotion rate of grade 8 students**

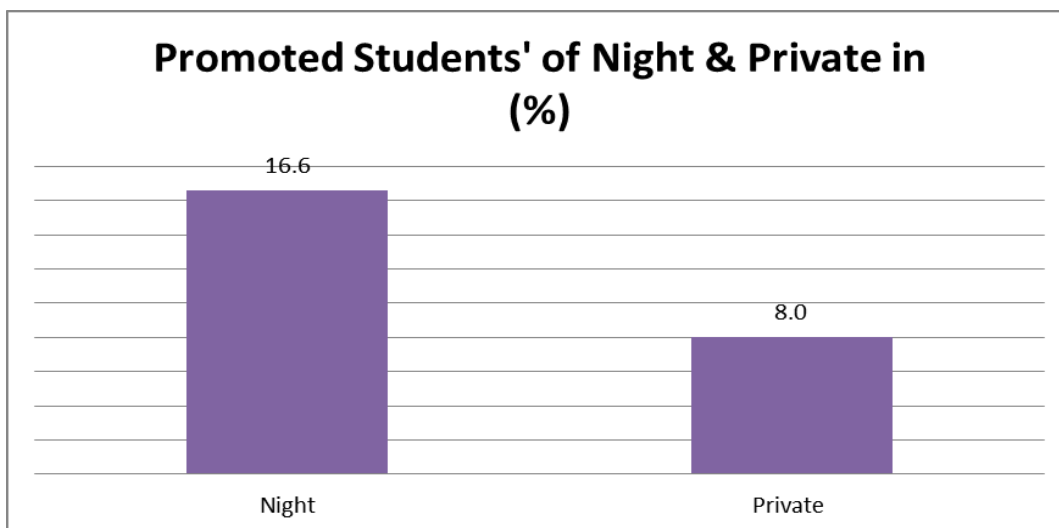
Year	Sat for			Promoters			% Promoters		
	M	F	T	M	F	T	M	F	T
2003E.C	27823	34385	62208	21029	23733	44762	75.58%	69.02%	<b>71.96%</b>
2004E.C	27294	33322	60616	19338	21360	40698	70.85%	64.10%	<b>67.14%</b>
2005E.C	27509	33995	61504	19215	21330	40545	69.85%	62.74%	<b>65.92%</b>
2006E.C	26544	34963	61507	18947	22657	41604	71.38%	64.80%	<b>67.64%</b>
2007E.C	28391	37777	66168	21884	26332	48216	77.08%	69.70%	<b>72.87%</b>
2008 E.C	27566	37179	64745	20908	24846	45754	75.80%	66.80%	70.70%

As shown in table 3.21 the promotion rate recorded in 2003 (71.96%) decreased year after year up to 2006(67.64%) and of all the promotion rates recorded in the six consecutive years the 2007 E.C, 72.87% was the maximum. Regarding to gender, Female students were low achiever compared with male students for the past six years.



**Figure 3.2: Promoted Students’ of Regular Government Vs Private in (%)**

As can be seen from figure 3.2, regarding ownership, those students’ that take Grade 8 exam achieve a grade that allows them to pass the next grade is 93.3% and 78.3% for private and government schools respectively. Thus, there is significant variation among them with approximate value of 15% promoters.

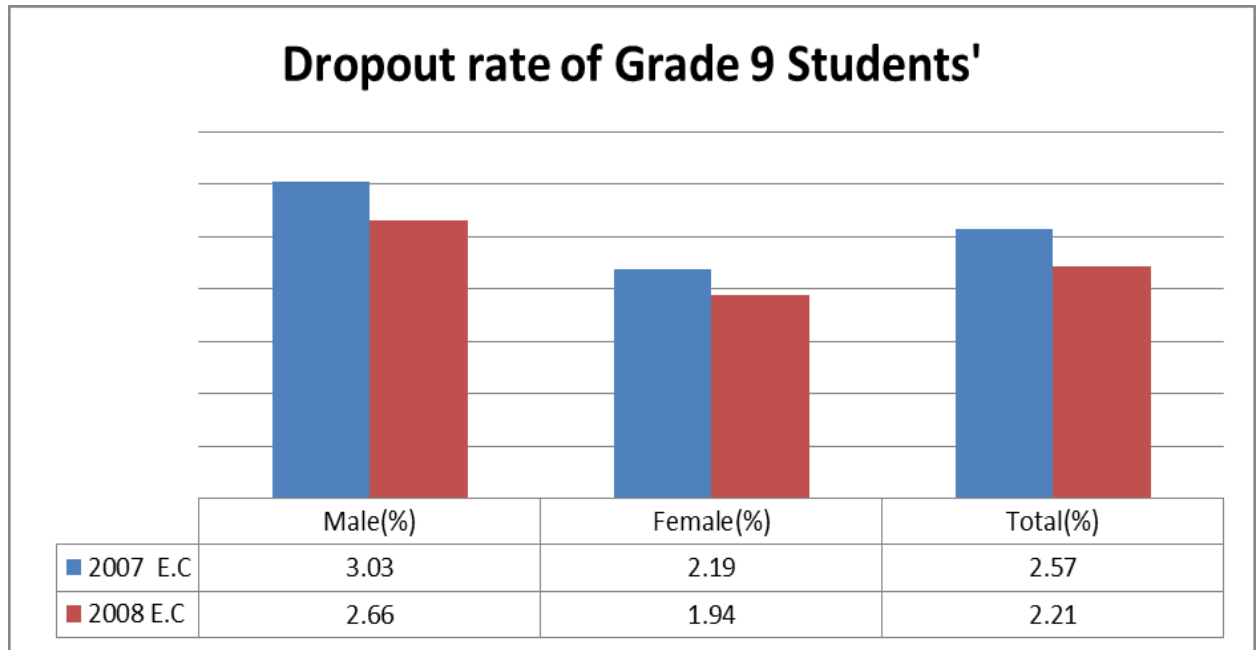


**Chart 3.34: promotion rate of night students and private candidates**



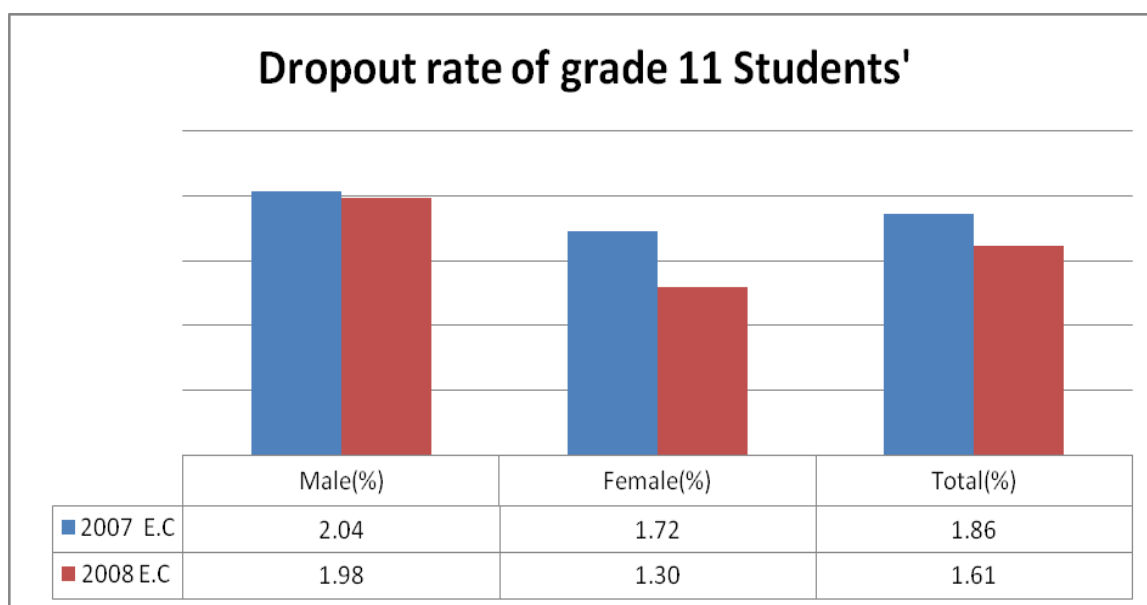


As shown in chart3.34, percent of promoters' uniquely for Night and Private Candidates were 16.6% and 8% respectively. These students' collectively contributed lion-sharing in repetition rates of grade 8 students' at city level.



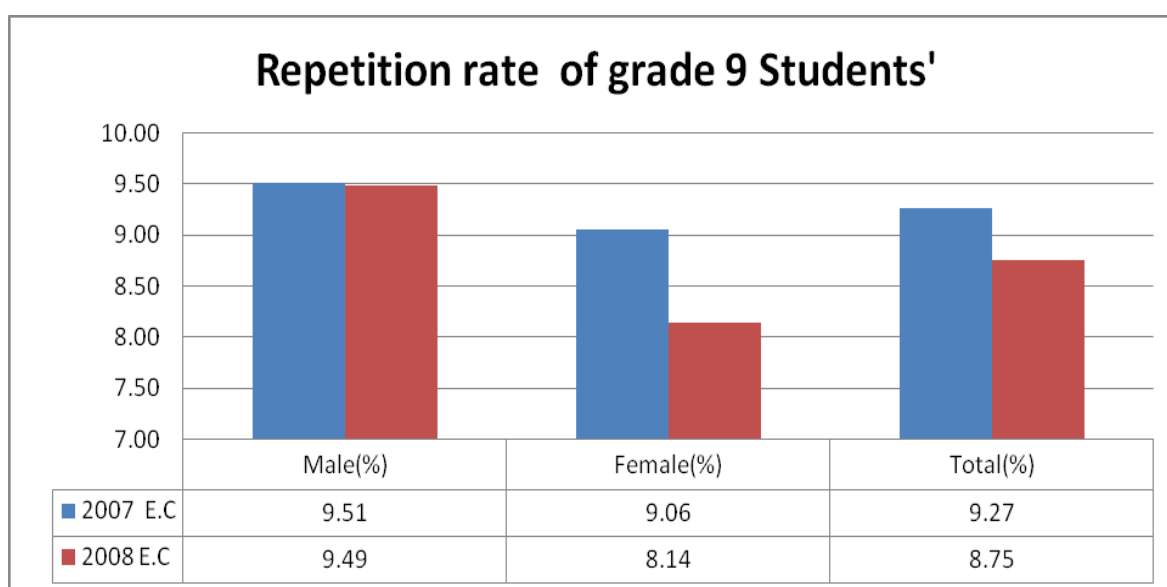
**Chart 3.35: Dropout rate of grade 9**

With regard to Grade 9 as graphically presented in chart 3.35, the dropout rates are more than 1% which is above the planned in ESDP V. Based on gender perspectives, Females were stayed in school compared to Males in both academic years. Generally the dropout rate was lower in 2008 E.C (2.21%) when compared with 2.57% in 2007E.C.



**Chart 3.36: Dropout rate of grade 11**

With regard to Grade 11 as graphically presented chart 3.36, the dropout rates are more than 1% which is above the planned in ESDP V. Based on gender perspectives, Females were stayed in school compared to Males in both academic years. Generally the dropout rate was lower in 1.67% in 2008 E.C when compared 1.86% in 2007 E.C.

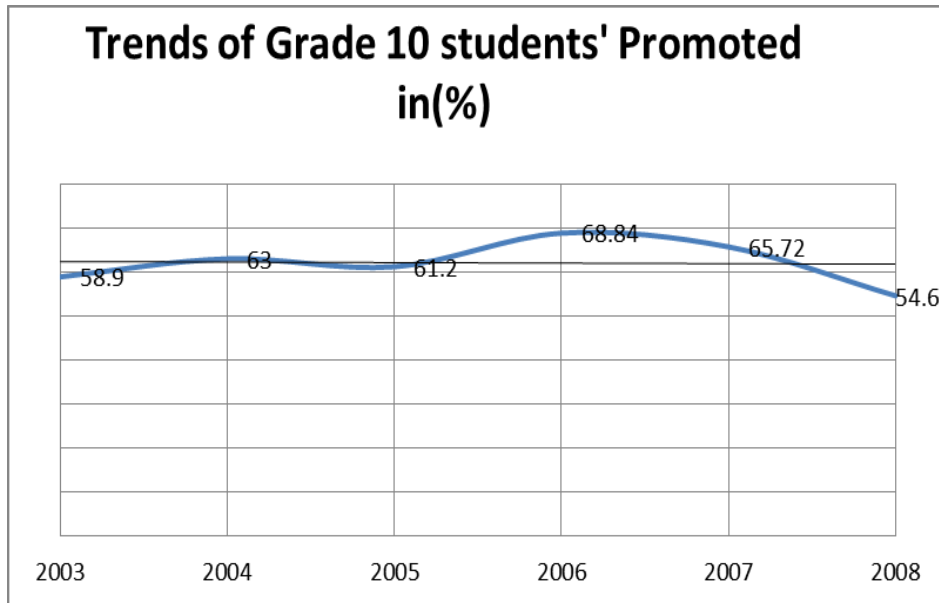


**Chart 3.37: Repetition rate of grade 9**

In reference to chart 3.37, like primary education, grade 9 students were under repetition problem; still the repetition rate is 9.27% and 8.75% in the academic year of 2007 and 2008

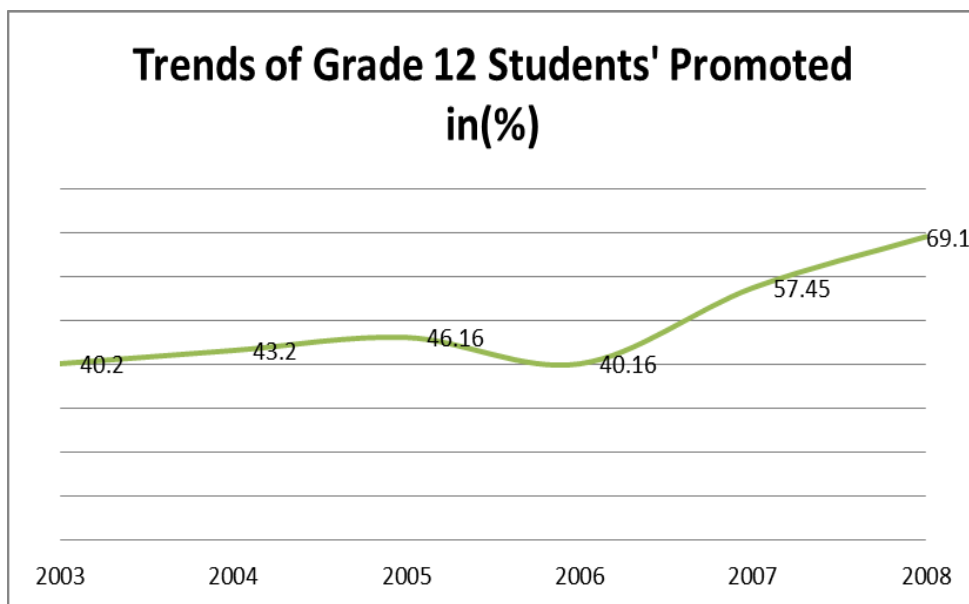


respectively, which is above 1% higher than what is intended in ESDP V. With regard to gender, Males were higher repeater relative to Females as per the described years above.



**Chart 3.38: promotion rate of grade 10**

Based on chart 3.38, percent of promoters' students in grade 10 were 65.72% in 2007 to 54.6% in 2008 shows dramatic declines. On the other hand, percent of students' in 2008 was 54.6%, which is alarmingly low as compared to the planed ESDP V.



**Chart 3.39: promotion rate of grade 12**

As shown in chart 3.39, percent of promoters' students in grade 12 were continual increasing from year to year except in 2006 which is 40.16%. For the last three years, percent of promoters' increasing year to year significantly.

### 3.8 Teachers and School leadership

#### 3.8.1 Teachers

**Table 3.22: Government pre-primary schools teachers**

Sub - city	Below Certificate			Certificate			Diploma and above			Total		
	M	F	T	M	F	T	M	F	T	M	F	T
Addis Ketema		17	17		139	139	1	3	4	1	159	160
Akaki Kality			0	4	149	153	0	0	0	4	149	153
Arada	0	4	4	4	111	115	0	8	8	4	123	127
Bole	0	12	12	3	105	108	4	11	15	7	128	135
Gulele			0	2	160	162	1	6	7	3	166	169
Kirkos			0	17	116	133	1	2	3	18	118	136
Kolfe	0	0	0	2	96	98	0	6	6	2	102	104
Lideta		0	0	2	88	90	1	2	3	2	88	90
Nifas Silk	1	41	42	1	176	177	0	32	32	2	249	251
Yeka	1	45	46	5	157	162		6	6	6	208	214
<b>Total</b>	<b>2</b>	<b>119</b>	<b>121</b>	<b>40</b>	<b>1297</b>	<b>1337</b>	<b>7</b>	<b>74</b>	<b>81</b>	<b>49</b>	<b>1490</b>	<b>1539</b>

Table 3.22 depicts, 121(7.8%), 1337 (86.9%) and 81(5.3%) of the teachers are having qualifications below certificate, certificate and diploma above respectively. Four sub-cities namely, Akaki kality, kolfe, Kirkos, Lideta and Gulele have no teachers with qualifications below certificate. On the other hand Akaki kality has no teachers qualified with diploma and above.

Regarding the population of teachers at each qualification level mentioned above the most populous group belongs to certificate.

Sex wise, the male constitute the fewer minority, 49 (3.18%), while the females make the largest majority, 1490 (96.82%), of the total population.



**Table 3.23: Non-government pre- primary school teachers**

Sub - city	Below Certificate			Certificate			Diploma and above			Total		
	M	F	T	M	F	T	M	F	T	M	F	T
Addis Ketema		25	25	1	210	211	0	50	50	1	285	286
Akaki Kality			0	13	639	652			0	13	639	652
Arada	0	23	23	0	281	281	0	98	98	0	402	402
Bole	0	123	123	10	1170	1180	10	1293	1303	20	2586	2606
Gulele		49	49		333	333	4	119	123	4	501	505
Kirkos			0	0	24	24	4	185	189	4	209	213
Kolfe	0	80	80	7	1378	1385	1	104	105	8	1562	1570
Lideta	0	8	8		225	225		49	49	0	282	282
Nifas Silk	0	257	257	3	601	604	6	463	469	9	1321	1330
Yeka		60	60	3	585	588	2	406	408	5	1051	1056
<b>Total</b>	<b>0</b>	<b>625</b>	<b>625</b>	<b>37</b>	<b>5446</b>	<b>5483</b>	<b>27</b>	<b>2767</b>	<b>2794</b>	<b>64</b>	<b>8838</b>	<b>8902</b>

In non-government pre- primary schools teachers qualified with diploma and above, certificate and below certificate are 2794 (31.39%), 5483 (61.59%) and 625 (7.02%) respectively. Nifas Silk Lafto unlike Akaki Kality and Kirkos has high number of teachers, 257 (19.2%) of its teachers population of the level, with qualifications below certificate. With respect to sex, of the total 8902 teachers the males comprise only 64 (0.72%) while the females take the lions share 8838 (99.28%).

**Table 3.24: Qualification of teachers in preprimary**

School Level	Below Certificate			Certificate			Diploma & above			Total		
	M	F	T	M	F	T	M	F	T	M	F	T
pre- primary	2	744	746	77	6743	6820	34	2841	2875	113	10328	1044

Table 3.24, depicts the qualification of the teaching staff in pre-primary schools belonging to all ownership. Accordingly, in pre-primary 746, 6820, and 2875 have educational qualification below certificate, certificate, and diploma and above respectively. As can be easily noticed the female teachers make the over whelming majority.

Table 3.25: Qualification of teachers in primary schools

School Level	Certificate			Diploma			Degree			Masters and above			Total		
	M	F	T	M	F	T	M	F	T	M	F	T	M	F	T
Primary	176	864	1040	5741	6172	11913	5443	3384	8827	66	39	105	11426	10459	21885

In table 3.25 the primary schools also the majority of the staff belonged to females, another point worth mentioning is the presence of significant number of staff members with qualification of Bachelor's degree and Master's degree. To this end 11913(54.43%), 8827 (40.33%), and 105(0.48%) were holding Diploma, Bachelor's degree and Master's degree respectively. More over the table brought to light that in primary schools of government, private and other ownership types, in general the teaching staffs are markedly dominated by those owning diploma and first degree.

Table 3.26: Government primary school teachers

Sub - city	Certificate			Diploma			Degree			Masters and above			Total		
	M	F	T	M	F	T	M	F	T	M	F	T	M	F	T
Addis Ketema	2	16	18	374	322	696	156	110	266			0	532	448	980
Akaki Kality	10	146	156	365	380	745	181	168	349	2	0	2	558	694	1252
Arada	3	2	5	322	429	751	159	126	285			0	484	557	1041
Bole	3	39	42	271	460	731	202	179	381	0	0	0	476	678	1154
Gulele	9	28	37	293	378	671	224	168	392	3	1	4	529	575	1104
Kirkos	2	16	18	209	276	485	163	127	290			0	374	419	793
Kolfe	6	28	34	664	699	1363	221	204	425	0	0	0	891	931	1822
Lideta	2	17	19	261	213	474	94	70	164			0	357	300	657
Nifas Silk	15	50	65	278	443	721	190	192	382	3	0	3	486	685	1171
Yeka	6	75	81	417	610	1027	273	208	481			0	696	893	1589
<b>Total</b>	<b>58</b>	<b>417</b>	<b>475</b>	<b>3454</b>	<b>4210</b>	<b>7664</b>	<b>1863</b>	<b>1552</b>	<b>3415</b>	<b>8</b>	<b>1</b>	<b>9</b>	<b>5383</b>	<b>6180</b>	<b>11563</b>

Table 3.26, shows that in government primary schools teachers constitute with qualifications certificate 475 (4.11%), diploma 7664 (66.28%) degree 3415 (29.53%) and masters 9 (0.078%).this insights, though all levels of qualifications are exhibited in the primary schools the dominancy goes to diploma.



Table 3.27: Non-government primary schools teachers

Sub - city	Certificate			Diploma			Degree			Masters and above			Total		
	M	F	T	M	F	T	M	F	T	M	F	T	M	F	T
Addis Ketema	10	10	20	127	69	196	94	91	185	1	2	3	232	172	404
Akaki Kality	0	0	0	210	126	336	191	121	312	0	0	0	401	247	648
Arada	3	14	17	120	77	197	220	131	351	3		3	346	222	568
Bole	17	80	97	255	264	519	691	358	1049	8	6	14	971	708	1679
Gulele	17	27	44	207	143	350	192	101	293	5	0	5	421	271	692
Kirkos	5	24	29	89	98	187	279	135	414	7	9	16	380	266	646
Kolfe	11	123	134	493	415	908	426	201	627	7	3	10	937	742	1679
Lideta	0	0	0	52	77	129	45	40	85			0	97	117	214
Nifas Silk	33	99	132	343	324	667	879	389	1268	12	7	19	1267	819	2086
Yeka	22	70	92	391	369	760	563	265	828	15	11	26	991	715	1706
<b>Total</b>	<b>118</b>	<b>447</b>	<b>565</b>	<b>2287</b>	<b>1962</b>	<b>4249</b>	<b>3580</b>	<b>1832</b>	<b>5412</b>	<b>58</b>	<b>38</b>	<b>96</b>	<b>6043</b>	<b>4279</b>	<b>10322</b>

In primary schools owned by private and others, teachers holding masters, degree, diploma and certificate are 96(0.93%), 5412 (52.43%), 4249(41.17%) and 565 (5.47%) respectively. Here, a point worth to mention is the number of teachers with first degree level of qualification remarkably wins the largest majority. In most of the sub-cities, primary schools under this ownership have little or no number of teachers with qualifications below certificate. However, in Bole sub- city 46 teachers are found in this status of under qualification.

Table 3.28: Qualification of teachers in secondary schools (Grade9-10)

School Level	Diploma			Degree			Masters and above			Total		
	M	F	T	M	F	T	M	F	T	M	F	T
secondary /grades 9-10/	25	7	32	4020	1103	5123	137	22	159	4182	1132	5314

Regarding secondary schools, the teaching staffs were almost staffed with first and second degree holders. Concerning sex, the males' population alarmingly took the upper hand as the grade level increases. To this end, the number of teachers in the 1st cycle secondary schools of the city were 4182 (78.7%) males and 1132 (21.3%) females.

Table 3.29: Government secondary /grades 9-10/schools teachers

Sub - city	Diploma			Degree			Masters and above			Total		
	M	F	T	M	F	T	M	F	T	M	F	T
Addis Ketema	2	0	2	308	95	403	3	0	3	313	95	408
Akaki Kality	2	0	2	250	86	336	2	3	5	254	89	343
Arada	1	0	1	215	114	329	2	0	2	218	114	332
Bole	2	0	2	221	81	302	6	0	6	229	81	310
Gulele	0	0	0	238	69	307	5	2	7	243	71	314
Kirkos	3	0	3	185	55	240	10	0	10	198	55	253
Kolfe			0	357	123	480	2	0	2	359	123	482
Lideta			0	137	46	183			0	137	46	183
Nifas Silk	1	1	2	185	88	273	5	4	9	191	93	284
Yeka	1	0	1	257	89	346	0	2	2	258	91	349
<b>Total</b>	<b>12</b>	<b>1</b>	<b>13</b>	<b>2353</b>	<b>846</b>	<b>3199</b>	<b>35</b>	<b>11</b>	<b>46</b>	<b>2400</b>	<b>858</b>	<b>3258</b>

As can be seen from table 3.29, the government secondary schools of the city have 13 (0.4%), 46 (1.4%) and 3199 (98.19%) teachers qualified with diploma, masters and first degree respectively in ascending order. The highest number of teachers, 482 (14.8%), for the level is exhibited in Kolfe-Keranio while the least, 183 (5.6%), is numbered in Lideta sub-city. Regarding sex in the deployment, males account 2400 (73.7%) while females comprise 858 (26.3%).

Table 3.30: Private and Other secondary /grades 9-10/schools teachers

Sub - city	Diploma			Degree			Masters and above			Total		
	M	F	T	M	F	T	M	F	T	M	F	T
Addis Ketema			0	69	9	78	4		4	73	9	82
Akaki Kality			0	59	10	69	0	1	1	59	11	70
Arada	4		4	169	23	192	28	4	32	201	27	228
Bole	3	6	9	259	37	296	25	1	26	287	44	331
Gulele	2	0	2	163	18	181	5	1	6	170	19	189
Kirkos			0	45	5	50	1	2	3	46	7	53
Kolfe	1	0	1	328	88	416	9	0	9	338	88	426
Lideta			0			0			0	0	0	0
Nifas Silk	3	0	3	486	59	545	30	2	32	519	61	580
Yeka			0	89	8	97			0	89	8	97
<b>Total</b>	<b>13</b>	<b>6</b>	<b>19</b>	<b>1667</b>	<b>257</b>	<b>1924</b>	<b>102</b>	<b>11</b>	<b>113</b>	<b>1782</b>	<b>274</b>	<b>2056</b>





As can be seen from table 3.30, secondary schools under the ownership of private and others of the city have 19 (0.92%), 113 (5.5%) and 1924 (93.58%) teachers qualified with diploma, masters and first degree respectively in ascending order. The highest number of teachers, 580 (28.21%), for the level is exhibited in Nefas silk Lafto sub-city while there is no secondary school in Lideta sub-city. Regarding sex wise deployment males account 1782 (86.7%) while females comprise 274 (13.3%).

**Table 3.31: Qualification of teachers in Preparatory schools /grades11-12/**

School Level	Diploma			Degree			Masters and above			Total		
	M	F	T	M	F	T	M	F	T	M	F	T
preparatory s /grades 11 - 12/	13	1	14	1717	356	2073	368	68	436	2098	425	2523

Regarding preparatory schools, the teaching staffs were almost staffed with first and second degree holders. To this end, 14 (0.5%), 2073 (82.2%) and 436 (17.3%) of teachers in preparatory schools qualified with Diploma, Degree and Masters respectively.

**Table 3.32: Government preparatory /grades 11 - 12/ schools teachers**

Sub – city	Diploma			Degree			Masters and above			Total		
	M	F	T	M	F	T	M	F	T	M	F	T
Addis Ketema	5		5	194	9	203	23	4	27	222	13	235
Akaki Kality	0	0	0	100	32	132	14	3	17	114	35	149
Arada			0	159	36	195	27	4	31	186	40	226
Bole	4	1	5	120	29	149	17	4	21	141	34	175
Gulele	0	0	0	137	31	168	46	8	54	183	39	222
Kirkos			0	56	17	73	18	6	24	74	23	97
Kolfe	0	0	0	110	23	133	18	9	27	128	32	160
Lideta			0	49	11	60	15	4	19	64	15	79
Nifas Silk	0	0	0	91	68	159	20	8	28	111	76	187
Yeka	2		2	142	27	169	51	7	58	195	34	229
<b>Total</b>	<b>11</b>	<b>1</b>	<b>12</b>	<b>1158</b>	<b>283</b>	<b>1441</b>	<b>295</b>	<b>66</b>	<b>361</b>	<b>1464</b>	<b>350</b>	<b>1814</b>

Table 3.32, shows that in three sub cities namely Addis ketema, Bole and Yeka, there are 12 (0.77%) teachers at diploma level. In general, in government preparatory schools there are 1441 (79.4%), 361 (19.9%) first degree and second degree holders respectively.

Table 3.33: Private and Others preparatory /grades 11 - 12/ schools teachers

Sub - city	Diploma			Degree			Masters and above			Total		
	M	F	T	M	F	T	M	F	T	M	F	T
Addis Ketema	1		1	47	14	61	4		4	52	14	66
Akaki Kality			0	44	1	45	6	0	6	50	1	51
Arada			0	76	12	88	22	5	27	98	17	115
Bole	1	0	1	123	11	134	19	2	21	143	13	156
Gulele	0	0	0	82	3	85	4	3	7	86	6	92
Kirkos			0	39	0	39			0	39	0	39
Kolfe			0	48	7	55	6	0	6	54	7	61
Lideta			0			0			0			0
Nifas Silk	0	0	0	133	11	144	16	1	17	149	12	161
Yeka			0	77	37	114	14	0	14	91	37	128
Total	2	0	2	669	96	765	91	11	102	762	107	869

In private and others preparatory schools only 2(0.23%) teachers are found at diploma level, while the majority constituting 765 (88%) are degree holders and the remaining 102 (11.74%) have master's degree. The table also depicts that Lideta differing from other sub cities has no preparatory schools such ownership.

Noticeably in schools owned by private and others, quite often teachers are assigned to teach in more than one level. Hence, in order to avoid double count, the number of teachers taken is on the basis of the grade levels in which the teachers have the highest number of periods. This in turn deceives to get the accurate number of teachers deployed at each level.



### 3.9 Principal and Supervisor

Table 3.34: principal and supervisor

School	Principal			Vice Principal			Principal & Vice Principal			Supervisors		
	Male	Female	Total	Male	Female	Total	Male	Female	Total	Male	Female	Total
Primary	596	101	697	704	189	893	1300	290	1590	116	26	142
Secondary & Preparatory	179	13	192	258	36	294	437	49	486	34	7	41
Total	775	114	889	962	225	1187	1737	339	2076	150	33	183

Table 3.34, shows the educational leaders in Primary Secondary and Preparatory schools verses sex. Accordingly, there were (596M, 101F) Principals, (704m, 189F) Vice Principals and (116M, 26F), and Supervisors in primary schools. In the case of secondary and preparatory schools, there were (179M, 13F) Principals, (258M, 36F) Vice Principals and (34M,7F) Supervisors. Totally, there were (775M, 114F), (962M, 225F) and (150M, 33F) Principals, Vice Principals and Supervisors respectively. Sex wise, all the leadership positions were dominantly occupied by males.

### 3.10 School water, sanitation and hygiene (WASH)

School children and academic staff need safe, adequate and reliable water supply during school time. The Bureau believes that Water Sanitation and Hygiene strategy improve school health through adequate supply of water and sanitation facilities. By doing so, WASH contributes to reduce school absenteeism, dropout, and repetition as well as physical, mental and psychological stress of students. In other word, it enhances students' participation.

#### 3.10.1 Preprimary WASH

The water tap should be accessible for all children and must be friendly for children with disabilities. In preschool, accessibility refers to the height of water tap for children age and friendliness to children with disabilities. All water taps should be convenient to drinking and washing purposes.

Table 3.35: School water sanitation and hygiene in Government preschools

Sub City	No of schools	School with water supply	Availability of water tap	Functionality of water tap	Ratio per water taps		Friendly water tap for persons with disability	child friendly water tap	Availability of Latrine	Separate latrine block for students and staff	separate latrine blocks for boys and girls	Ratio of latrine						Friendly latrine for Children with disability	Friendly latrine for Children	Availability of Hand washing facilities with latrine	Availability of soap at the hand washing station	Share WASH facilities with other school category	Ratio of cleaner	
					student	Teachers and Admin. Staff						Boys	girls	Total	boys	girls	Total							per pupil
Addis Ketema	16	14	124	107	40	2	6	13	11	4	4	64	62	63	0	6	3	4	0	0	7	0	2	114
Akaki Kality	20	14	79	63	55	2	1	9	17	9	10	44	46	45	1	4	2	5	1	11	0	0	136	
Arada	15	15	96	89	33	2	0	6	15	12	9	44	40	42	0	3	1	2	0	5	3	4	75	
Bole	16	13	51	34	106	4	2	1	13	4	1	39	20	29	0	2	1	8	1	5	2	1	77	
Gullele	17	14	97	62	45	2	0	0	15	11	10	41	36	39	0	3	2	4	0	7	0	1	75	
Kirkos	20	14	92	73	49	2	1	5	14	9	12	34	31	33	0	4	2	4	1	10	1	0	60	
Kolfe	13	14	119	101	64	2	2	4	15	8	4	24	23	24	0	1	0	7	1	12	1	1	133	
Lideta	9	9	77	34	54	2	0	3	9	2	0	0	0	0	0	0	0	5	0	9	1	1	228	
Nefas Siliik	16	11	89	86	41	2	3	8	13	7	1	39	39	39	0	3	1	10	1	7	1	0	73	
Yeka	26	23	144	105	66	3	6	10	21	11	6	44	40	42	0	3	2	5	1	7	0	8	116	
<b>Total</b>	<b>168</b>	<b>141</b>	<b>968</b>	<b>754</b>	<b>55</b>	<b>2</b>	<b>21</b>	<b>59</b>	<b>143</b>	<b>77</b>	<b>57</b>	<b>37</b>	<b>34</b>	<b>35</b>	<b>1</b>	<b>3</b>	<b>1</b>	<b>60</b>	<b>6</b>	<b>80</b>	<b>9</b>	<b>18</b>	<b>109</b>	



As table 3.35 depicts, 141(84 %) of government preschools have water supply in their compound where as 18(11 %) of preschools share water facilities with primary schools. The remaining 9(5 %) of preschools do not have water supply. The presence of this much numbers of schools without water supply claims a serious attention as this leads to various problems.

The availability of water taps ranges from minimum number (51) exhibited in Bole to maximum number (144) in Yeka sub city. This shows that preschools have limited number of water taps for their students. On the other hand, from the total 968 water taps in schools, the water taps that are functional are only 77.8 % (754) while the remaining 22.2% of the taps are not functional. This needs further improvement since the functionality of the water taps is critical in the provision of the service to be delivered to students.

Regarding water tap student ratio, at city level, one water tap is available for 1:55 children. On the contrary, the water tap student ratio in Bole sub city is 1:106. It is followed by Yeka, Kolfe Keranyo and Akaki Kaliti sub cities which is 1:66, 1:64 and 1:55 respectively. This implies that water taps are not adequately available in schools.

Schools should ensure the health and inspiration of children by establishing safe, conducive and friendly school environment for persons with disability. In this regard, the data shows that 21(14 %) of government preschools have friendly water tap for persons with disability. Schools that have child friendly water taps are 59 (35 %) while the remaining 109 (65 %) do not have the facilities. Thus, efforts have to be done to ensure full access, and improving the physical facilities and services for children disability based on accepted standards.

Majority of government preschools, 143 (85%), have latrines while 25 (15 %) of the schools do not. Among those with latrines, 77 preschools have separate latrine blocks for students and staff. On the other hand, 60 (36%) preschools have common latrines either for boys and girls or school staffs.



Regarding latrine pit student ratio, at city level, 37 is for boys and 34 for girls. On the contrary, Addis-Ketema, Akaki-Kality, Arada and Yeka sub cities have the highest ratio in the city. Besides, less access to toilet service is observed in boys than girls. The majority of preschools, 162 (94%), do not have friendly latrine for pre -school children. Even though 80 (48%) schools have hand washing facilities in the toilets, 88 (52%) of the schools do not provide hand washing facilities. Schools are expected to provide water and soap for hand washing service. Only 9 preschools (11%) provide soap for hand washing. With regard to cleaner student ratio, the average for the city is 1:109. However there is a difference among sub cities.



## 3.10.2 Primary Schools WASH

Table 3.36: School water sanitation and hygiene in primary schools

Subcity	No of schools	School with water supply	Availability of water tap	Functionality of water tap	Ratio per water taps		child friendly water tap	Availability of Latrine	Separate latrine block for students and staff	separate latrine blocks for boys and girls	Ratio of latrine						Friendly latrine for Children with disability	Friendly latrine for Children	Availability of Hand washing facilities with latrine	Availability of soap at the hand washing station	Share WASH facilities with other school category	Availability of sanitary napkins pads for girls	Ratio of cleaner		
					student	Teachers and Admin. Staff					boys	Girls	Total	Male	Female	Total								Common for MALE and FEMALE Teachers	
Addis Ketema	23	21	391	313	63	3	11	18	15	7	58	99	78	13	13	13	13	5	23	23	2	1	3	20	208
Akaki kaliti	20	18	239	161	291	13	6	17	17	15	83	102	92	12	15	14	9	1	1	0	2	0	0	11	252
Arada	23	23	406	335	42	3	5	23	22	18	47	61	54	7	8	8	4	0	0	0	2	0	6	18	112
Bole	20	18	168	150	540	28	3	19	13	5	36	50	43	8	13	10	5	3	3	1	0	3	6	233	
Gullele	20	19	341	224	268	13	4	17	17	16	54	87	70	15	18	16	3	1	1	0	1	0	3	17	193
Kirkos	21	21	336	289	62	4	9	22	19	21	58	68	63	10	9	9	0	1	1	0	3	0	1	19	112
Kolfe	26	26	514	329	202	8	8	25	22	14	94	125	11	14	16	15	8	3	4	0	0	0	0	21	389
Lideta	18	18	311	94	144	6	5	18	11	7	49	53	51	8	6	5	4	1	1	0	0	0	0	11	266
Nifasilke	21	20	316	199	94	5	9	17	17	12	81	96	88	11	16	13	7	0	0	0	0	3	14	262	
Yeka	28	28	448	333	132	6	9	27	23	22	76	95	86	14	16	15	4	2	0	1	0	4	17	227	
<b>Total</b>	<b>220</b>	<b>212</b>	<b>3470</b>	<b>2427</b>	<b>184</b>	<b>9</b>	<b>69</b>	<b>203</b>	<b>176</b>	<b>137</b>	<b>64</b>	<b>84</b>	<b>74</b>	<b>11</b>	<b>13</b>	<b>12</b>	<b>5</b>	<b>35</b>	<b>31</b>	<b>12</b>	<b>1</b>	<b>23</b>	<b>154</b>	<b>225</b>	

As table 3.36 shows, 212(96.4 %) of government primary schools have water supply while 8 (3.6 %) of primary schools do not. The proportion of water taps to students varies from 1:540 in Bole sub city to 1:42 in Arada sub city. A considerable problem is exhibited in four sub cities; namely Akaki-kality, Gullele, Kolife-keraniyo and Lideta in which the ratio was 1:291,1:268,1:202 and 1:144 respectively.

The availability of water taps in primary schools ranges from 1:168 in Bole to 1:514 in Kolfe sub city. This shows that number of water taps needs further improvement to deliver better services. On the other hand, from the total 3470 water taps in schools, the water taps that are functional are only 69.9% (2427) while the remaining 30.1% of the taps are not functional. This needs further improvement since the functionality of the water taps is critical in the provision of the service to be delivered to students.

Concerning friendly water taps for persons with disability, 198(90%) were appear to be far from fulfilling friendly water tap and only 22 (10%) schools were observed with friendly water tap for persons with disability. Likewise, 69 (31 %) of these schools have child friendly water taps whereas the remaining 151 (69 %) of them do not have the required facilities. Thus, efforts have to be done to ensure full access, and improving the physical facilities and services for children disability.

Majority of the primary schools, 203 (92%), have latrines. Among these, 171 schools have separate latrine for boys and girls and staff. Similarly, 137(62%) have separate latrine blocks for boys and girls. The proportion of latrine pit to students varies from 1:76 to 1:36 for boys and 1:102 to 1:50 for girls. On average, a single latrine hole serves about 74 students.

Regarding friendly latrine for children with disability, only 35 schools have friendly latrine for children with disability. Similarly, only 31 schools are with friendly latrine for primary schools. In addition to this, only 12 (6%) of the schools have hand washing facilities. With respect to sanitary pads for girls, 154 (70%) provide sanitary pads.





## 3.10.3 Secondary Schools WASH

Table 3.37: School water sanitation and hygiene in secondary schools

SubCity	Number of School*	School with water supply	Availability of water tap	Functionality of water tap	Ratio per water taps		Friendly water tap for persons with disability	Availability of Latrine	Separate latrine block for students and staff	separate latrine blocks for boys and girls	Ratio of latrine						Friendly latrine for Children with disability	Availability of Hand washing facilities with latrine	Availability of soap at the hand washing station	Share WASH facilities with other school category	Availability of sanitary napkins pads for girls	Ratio of cleaner	
					student	Teachers and Admin. Staff					boys	girls	Total	Male	Female	Total							Common for boys and girls
Addis Ketema	5	5	91	73	211	10	0	5	5	4	87	83	85	44	8	26	0	0	3	0	0	4	248
Akaki Kaliti	8	8	89	70	125	10	0	8	6	8	61	67	64	21	6	13	0	0	5	0	1	7	185
Arada	8	8	150	78	66	4	1	8	8	8	45	63	54	12	4	8	0	1	4	0	0	8	135
Bole	6	6	82	60	274	15	1	6	5	3	35	39	37	19	6	13	3	1	4	0	1	6	173
Gullele	6	6	111	60	67	5	0	6	5	5	56	73	64	43	13	28	0	0	4	0	0	5	160
Kirkos	4	4	112	93	61	4	1	4	3	4	50	80	65	11	6	9	0	1	3	0	0	2	200
Kolfe	8	8	61	59	102	7	3	8	8	10	44	67	56	20	8	14	1	3	4	0	0	8	188
Lideta	3	3	95	28	41	3	0	3	4	3	35	40	37	13	4	8	1	0	0	0	0	3	128
Nefas Siliik	9	9	206	121	98	5	3	9	9	8	62	88	75	17	5	11	0	3	8	0	0	7	176
Yeka	8	8	87	74	226	11	0	8	7	7	72	93	83	14	7	10	0	0	4	0	0	7	155
<b>Total</b>	<b>65</b>	<b>65</b>	<b>1084</b>	<b>716</b>	<b>106</b>	<b>7</b>	<b>9</b>	<b>65</b>	<b>61</b>	<b>60</b>	<b>55</b>	<b>69</b>	<b>62</b>	<b>21</b>	<b>7</b>	<b>14</b>	<b>5</b>	<b>9</b>	<b>39</b>	<b>0</b>	<b>2</b>	<b>57</b>	<b>175</b>

As table 3.37 depict, 65(100%) of government secondary schools have water supply. The proportion of water taps to students ranges from 1:274 in Bole sub city to 1:41 in Lideta sub city.

The availability of water taps in secondary schools varies from 1:61 in Kolfe to 1:206 in Nefas Silk sub city. This shows that there is a huge gap in the availability of the water taps in secondary schools. Hence, measures that narrow the gap have to be taken in order to improve the service given to students. Of the total 1084 water taps in the schools, water taps that are functional are only 66% (716) while the remaining 34% of the taps are not functional. Hence, improving the functionality of the water taps is critical in the provision of the service to be delivered to students.

Concerning friendly water taps for persons with disability, Only 9 (1%) schools were recorded owning. Thus, efforts have to be made to ensure full access, and improving the physical facilities and services for children with disability.

Majority of the secondary schools, 65(100%), have latrines. Among these, 61 schools have separate latrine for boys and girls and staff. Similarly, 60(92%) of the schools have separate latrine blocks for boys and girls. The proportion of latrine pit to students varies from 1:87 to 1:35 for boys and 1:97 to 1:39 for girls. With regard to friendly latrine for students with disability, only 9 schools have it.



## 3.11: School Clubs

Table 3.38: School Clubs in Government Primary Schools

Types of Clubs	Teachers			Students			Total		
	M	F	Total	M	F	Total	M	F	Total
Sport	1144	556	1700	8057	8417	16474	9201	8973	18174
Art	737	704	1441	6199	6368	12567	6936	7072	14008
Language	706	845	1551	7503	6881	14384	8209	7726	15935
Science and Technology	916	656	1572	7871	5951	13822	8787	6607	15394
Social Science	729	702	1431	7475	6386	13861	8204	7088	15292
Civic and Ethical Education	946	875	1821	10238	8113	18351	11184	8988	20172
Social Service	1042	1463	2505	7600	7548	15148	8642	9011	17653
Health	1017	1181	2198	7448	7376	14824	8465	8557	17022
Environmental Protection	959	995	1954	7327	6551	13878	8286	7546	15832
Gender	768	1418	2186	9316	10454	19770	10084	11872	21956
Teachers of Tomorrow	626	891	1517	8402	5787	14189	9028	6678	15706
<b>Total</b>	<b>9590</b>	<b>10286</b>	<b>19876</b>	<b>87436</b>	<b>79832</b>	<b>167268</b>	<b>97026</b>	<b>90118</b>	<b>187144</b>

Table 3.38, shows the number of teachers and students participation in different clubs in government primary schools. Accordingly, the participation of male students 87436 (52.3%) is somehow greater than female 79832 (47.7%). Unlike the case of students, participation of female teachers 10286 (51.8%) is more than male 9590 (48.2%).

Gender, Civic and ethical education and Sport clubs are the most favorable clubs for primary level students in government schools. In this regard, from 167268 students totally participated in all clubs; 54595 (32.6%) have been registered for the 3 clubs. On the teacher's side, the table shows that most of the teachers registered for Social service, Health and Gender clubs.

Table 3.39: School Clubs in Private and Others Primary Schools

Types of Clubs	No of Participating Teachers			No of Participating Students			Total Members		
	M	F	Total	M	F	Total	M	F	Total
Sport	992	670	1662	9116	6780	15896	10108	7450	17558
Art	795	1653	2448	4554	5048	9602	5349	6701	12050
Language	1058	1026	2084	6485	6220	12705	7543	7246	14789
Science and Technology	1573	1777	3350	10264	10060	20324	11837	11837	23674
Social Science	909	906	1815	8305	5057	13362	9214	5963	15177
Civic and Ethical Education	2556	1936	4492	10468	10802	21270	13024	12738	25762
Social Service	1782	617	2399	6002	6156	12158	7784	6773	14557
Health	1098	723	1821	5304	6016	11320	6402	6739	13141
Environmental Protection	1569	883	2452	9494	10035	19529	11063	10918	21981
Gender	887	872	1759	4532	6596	11128	5419	7468	12887
Teachers of Tomorrow	553	454	1007	2871	2571	5442	3424	3025	6449
<b>Total</b>	<b>13772</b>	<b>11517</b>	<b>25289</b>	<b>77395</b>	<b>75341</b>	<b>152736</b>	<b>91167</b>	<b>86858</b>	<b>178025</b>

Table 3.39, shows that the number of male and female students participating is almost equal. Out of the total 152736 students participating, 77395 (50.7%) are male students. On the teachers side, from 25289 teachers registered for different clubs, 13772 (54.5%) are male teachers.

Most of the students in private primary school incline to Civic and ethical education, Science and technology and environmental protection clubs respectively. Teachers in private primary schools exhibited more interest to Civic and ethical education, Science and technology and environmental protection clubs like students of the level.



Table 3.40: School Clubs in Government Secondary and Preparatory Schools

Types of Clubs	No of Participating Teachers			No of Participating Students			Total Members		
	M	F	Total	M	F	Total	M	F	Total
Sport	745	240	985	4619	2606	7225	5364	2846	8210
Art	560	328	888	2915	2991	5906	3475	3319	6794
Language	600	379	979	3124	3521	6645	3724	3900	7624
Science and Technology	647	349	996	3700	3015	6715	4347	3364	7711
Social Science	540	320	860	2853	3146	5999	3393	3466	6859
Civic and Ethical Education	527	310	837	3822	3893	7715	4349	4203	8552
Social Service	653	516	1169	2674	2571	5245	3327	3087	6414
Health	640	485	1125	3725	4020	7745	4365	4505	8870
Environmental Protection	601	428	1029	3249	3094	6343	3850	3522	7372
Gender	493	616	1109	2535	4767	7302	3028	5383	8411
Teachers of Tomorrow	454	310	764	2196	1995	4191	2650	2305	4955
<b>Total</b>	<b>6460</b>	<b>4281</b>	<b>10741</b>	<b>35412</b>	<b>35619</b>	<b>71031</b>	<b>41872</b>	<b>39900</b>	<b>81772</b>

The number of female and male students participated in different clubs in both government secondary and preparatory schools are almost equal. out of 71031 students participating in different clubs 35619 (50.1%) are females and the rest 49.9% are males. On the other hand from the total of 10741 teachers participating 6460 (60.1%) went to male teachers.

Table 3.40 also reveals that Students of government secondary and preparatory school show more interest for Health, civic and ethical education and gender clubs while teachers at the level incline to Social service, Health and Gender clubs.

Table 3.41: School clubs in private and other nongovernment secondary and preparatory schools

Types of Clubs	No of Participating Teachers			No of Participating Students			Total Members		
	M	F	Total	M	F	Total	M	F	Total
Sport	411	192	603	9304	6109	15413	9715	6301	16016
Art	453	282	735	3121	3083	6204	3574	3365	6939
Language	443	276	719	4576	3532	8108	5019	3808	8827
Science and Technology	500	154	654	3187	4527	7714	3687	4681	8368
Social Science	375	115	490	1489	1817	3306	1864	1932	3796
Civic and Ethical Education	332	136	468	2351	2436	4787	2683	2572	5255
Social Service	641	185	826	3136	4421	7557	3777	4606	8383
Health	502	174	676	3037	3719	6756	3539	3893	7432
Environmental Protection	283	127	410	2640	2959	5599	2923	3086	6009
Gender	869	323	1192	8977	7743	16720	9846	8066	17912
Teachers of Tomorrow	236	85	321	1566	1707	3273	1802	1792	3594
<b>Total</b>	<b>5045</b>	<b>2049</b>	<b>7094</b>	<b>43384</b>	<b>42053</b>	<b>85437</b>	<b>48429</b>	<b>44102</b>	<b>92531</b>

The participation of male students shows a little difference with their counterparts at the level. While in the case of male teachers the difference is significant where 5045(71.1%) males participated out of 7094 club members in private secondary and preparatory schools. More students in private and other non-government secondary and preparatory school show greater interest towards Gender, Sport and Language clubs while Teachers incline to join Gender, Social service and Art clubs.



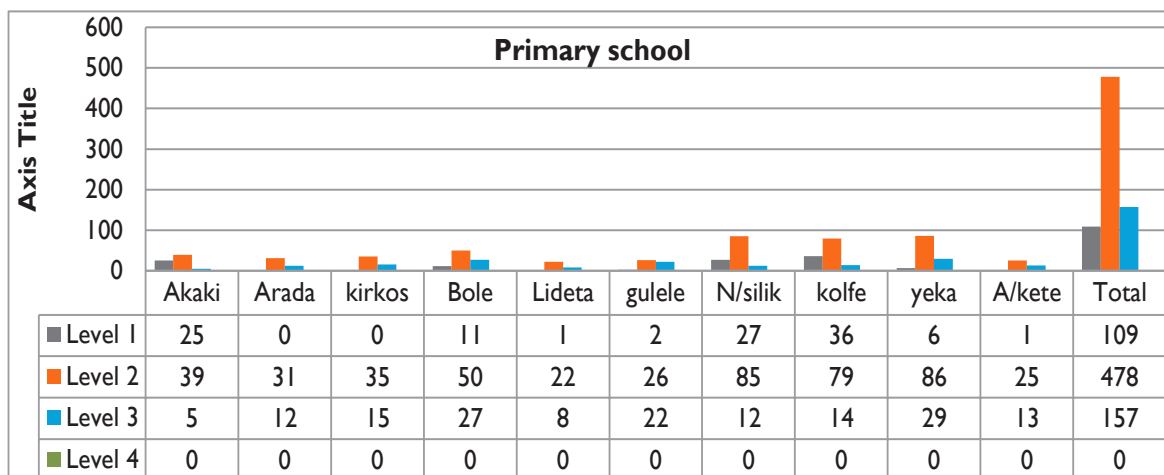
### 3.12 External Inspection result

School inspection is a process of independent external evaluation of schools. The National School Inspection Policy is intended to build on existing developments and support a consistent approach to the external evaluation of schools in all the regions of Ethiopia. The policy will guide the inspection of: all pre-primary, primary, secondary and preparatory schools; Private and other non-government schools. The general objective of inspection is to assure and improve the quality of education and the outcomes achieved by students in all schools in Ethiopia. The external inspection in Addis Ababa education bureau covers 100 % of schools from 2006-2008 E.C. analysed as follows.

**Table 3.42: External inspection result in primary and secondary school (2006-2008 E.C.)**

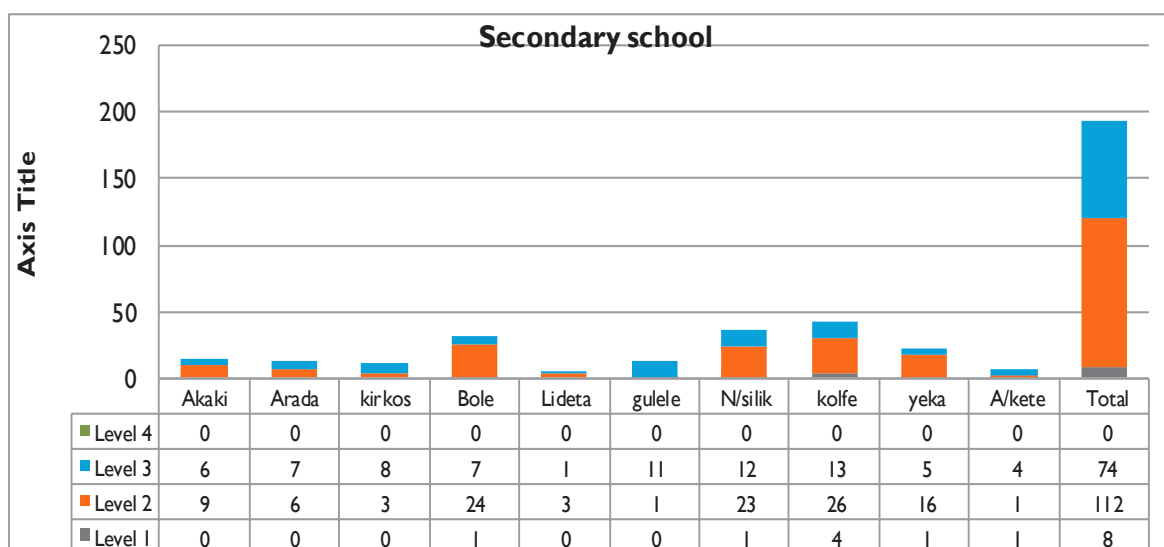
No	School type	School level				
		Level 4	Level 3	Level 2	Level 1	Total
1	Primary school	0	157	478	109	744
2	Secondary school	0	74	112	8	194
Total		0	231	590	117	938

As indicated in table 3.42 from the total of 1024 primary school 938 schools was externally inspected. From this 117(12.47%) level one, 590(62.89%) level two, 231(24.61%) level three and no school was found in level four. We can see that 707(75.37%) schools are under standard and only 231(24.62%) schools have standard.



**Chart 3.40: Primary school External inspection results in each sub (2006-2008 E.C.)**

Chart 3.40 indicates in Akaki 25(36.23%) schools, Nefas silk 27 (21.77%) schools and Kolfe 36(27.9%) schools were in level one. Bole 50(56.8%) schools, Nefas silk 85(68.5%) schools, Kolfe 79(91.2%) schools and Yeka 86(71.07%) schools were in level two. No schools were found in level four across each sub city. From this we can see that 587(78.89%) schools are under standard.



**Chart 3.41: Secondary school External inspection result in each sub city**

Chart 3.41 indicates in Bole 24(75%) schools, Nefas silk 23(63.8%) schools, kolfe 26(60.46%) schools and yeka 16(72.72%) schools were in level two. No schools were found in level four across each sub city. From this we can see that 120(61.85%) schools are under standard.





## 4. Kotebe university college

### 4.1 Academic and Administrative Staff Profile

#### 4.1.1 Academic Staff distribution based on gender

The total number of instructors in the University College is 217. Of this number 170 (78.4%) are male and the remaining 47 (21.6%) are female. Comparatively speaking, the number of female instruction smaller than their counter part males.

**Table 4.1: Number of instructors in percentage (%) by the Academic year 2008 E.C**

	Number	%
Male	170	78.4
Female	47	21.6
<b>Total</b>	<b>217</b>	<b>100</b>

#### 4.1.2 Educational Qualification of instructors

Table 4.1.2: shows the educational qualification of the Academic staff in number and percent

Qualification	Male	Female	Total	Percent
PhD.	21	4	25	11.11
MA/MSc/MED.	129	38	167	74.22
BA/BSc/BEd.	10	4	14	6.22
Diploma	16	3	19	8.44
<b>Total Number</b>	<b>176</b>	<b>49</b>	<b>225</b>	<b>100</b>
<b>Percent</b>	<b>78.22</b>	<b>21.78</b>	<b>100</b>	

Table 4.1.2: shows the Academic Rank of instructors in numbers and percent

Academic Rank	Male	Female	Total	Percent (%)
Associate Professor	2	0	2	0.89
Assistant Professor	29	4	33	14.67
Lecturer	119	38	157	69.78
Assistant Lecturer	4	0	4	1.78
Graduate Assistant II	3	2	5	2.22
Graduate Assistant I	2	2	4	1.78
Technical Assistant III	6	3	9	4.00
Technical Assistant II	4	0	4	1.78
Technical Assistant I	7	0	7	3.11
<b>Total</b>	<b>178</b>	<b>49</b>	<b>225</b>	<b>100</b>

### 4.1.3 Technical Assistance Teacher Profile

The following table shows technical staff based on department, Academic rank and sex (see table 4.4). There are 19 Technical Assistants; Out of which 16 are male 3 are female.

Table 4.1.3: Technical Assistance Teacher 2008 E.C

Faculty	Subject	Te.1			Te. 2			Te.3			Others			Total		
		M	F	T	M	F	T	M	F	T	M	F	T	M	F	T
Faculty of Natural & Computational Sciences	Biology	4			1									5		5
	Chemistry	2			2									4		4
	Computer Sciences	1			1			1						3		3
	Physics				2									2	1	3
<b>Total Technical Assistance</b>					6			1						14	1	15
Faculty of Languages and Humanities	English					1									1	1
<b>Others</b>										2				2		2
<b>Total Technical Assistance</b>		<b>7</b>	<b>1</b>	<b>8</b>	<b>6</b>	<b>1</b>	<b>7</b>	<b>1</b>	<b>0</b>	<b>1</b>	<b>2</b>	<b>0</b>	<b>2</b>	<b>16</b>	<b>3</b>	<b>19</b>



#### 4.1.4 Workload of the Academic Staff

- The University College has its own Standard to describe instructors' i.e., number of periods per week. The University College assigns different workloads to run its three major programs: Regular, Extension, and Summer-in-Service. Instructors' maximum workload in the regular program is 20 hours for Natural Science and 18 hours for Social Studies. The minimum workload is 3 hours a week.
- The maximum workload of instructors for the Extension program is 16 hours a week. The assignment of instructors in this program is usually based on their interest.
- In the Summer Program, the maximum workload is 20 hours a week. However, instructors may not be assigned in this program based on the need of the ground interest of the instructors themselves.

**Table 4.1.4:** presents the summary of workload carried by the Academic Staff

	Maximum workload in hours/week		Minimum load (in hours)
	Natural Science	Social Studies	
<b>Regular</b>	20	18	12
<b>Extension</b>	16	16	3
<b>Summer</b>	20	18	3
<b>Total</b>	<b>56</b>	<b>52</b>	<b>18</b>

#### 4.1.5 Administration Staff Profile

**Table 4.1.56:** shows the Administrative staff profile

	Male	Female	Total
Permanent Administrative Staff	122	254	376
Contract based Administrative Staff	9	11	20
<b>Total Administrative Staff</b>	<b>131</b>	<b>256</b>	<b>396</b>

#### **4.1.5.1 Permanent Administrative Staff Profile**

Table 4.6 shows, the total number of Administrative Staff of the University College. In this category, there are 122 males who represent 32.4% of all the permanent based employees and 254 females who represent 67.6% of the total.

#### **4.1.5.2 Contract based Administrative Staff Profile**

Table 4.6 shows the total number of contract based Administrative Staff of the University College. In this category, there are 9 males who represent 45% of all the contract based employees and 11 females who represent 55% of the total.



## 5. Student Enrollment

### Statistics of Student Enrollment

Kotebe University College accepts student in the different programs it runs. The table below shows the programs and the male-female distribution of students in the regular, Extension and summer programs.

Program	Regular		
	M	F	T
Degree	1205	1054	2259
Diploma	1052	1123	2175
Certificate	31	195	226
<b>Total</b>	<b>2288</b>	<b>2372</b>	<b>4660</b>

Table 5.1: statistics of students enrolled in Regular Programs

Program	Summer		
	M	F	T
Master's	230	99	289
Degree	376	166	289
Diploma	117	478	595
Certificate	54	83	137
<b>Total</b>	<b>77</b>	<b>786</b>	<b>1563</b>

Table 5.2: students enrollment summer in Programs

Program	Extension		
	M	F	T
Degree	1244	1048	2295
Diploma	611	904	1,515
Certificate	4	179	183
<b>Total</b>	<b>1854</b>	<b>2131</b>	<b>3990</b>

Table 5.3: statistics of students enrolled in Extension Programs

The University College has a total number of 10,213 students enrolled in all its programs (Regular, Extension, and Summer). Of these students, 45.63% are in the Regular Program, and 39.06% are in the Extension program whereas only 15.3% are in the Summer Program. The University College has a fairly balanced number of male and female students in all the programs in general as the gap is only 10%. This is, in fact, a practical proof of the University College's endeavor to balance the difference. However, the male-female ratio is still wider when it comes to the Faculty of Natural and Computational Science. Narrowing the prevailing gap in this area, therefore, requires the collaborative effort of all the stakeholder.

Program	Male	Female	Total	Male %	Female %
<b>Regular</b>	2288	2372	4660	49.09	50.90
<b>Extension</b>	1859	2131	3990	46.59	53.40
<b>Summer</b>	777	786	1563	49.71	50.28
<b>Total</b>	<b>4924</b>	<b>5289</b>	<b>10213</b>	<b>48.21</b>	<b>51.78</b>

Table 5.4: (statistics of student based on program and gender)

**Table 5.5: Male-Female ratio at faculty level in 2008E.C**

Faculty	Male	Female	Total	%	
				Male	Female
Faculty of Natural and Computational Science	1512	911	2423	62.4	37.6
College of Teacher Education	1894	2966	4860	38.9	61.1
Faculty of Social Science	684	503	1187	57.6	42.4
Faculty of Language and Humanities	395	652	1047	37.7	62.3
Faculty of Business and Economics	168	82	250	67.2	32.8
Institute of Urban Development	271	175	446	60.8	39.2



## 6. Facilities

### 6.1 Infrastructure

The University College provides different facilities to the campus community. Students have one newly built Recreation park, one clinic, three sport fields and one gymnasium at their disposal. There are also 29 well equipped laboratories for Natural Science and English Language students with all the necessary facilities, 2 rich libraries, 91 dormitories for male students and 75 for female students. Here, each dormitory has a capacity of housing 5 students on average. The staff, on the other hand, has 1 newly built Recreation park, 1 more modern cafeteria of which construction is completed. Coming to office building, the Administrative Staff has 75 offices while the Academic ones have 96. To facilitate the different offices' access to data, a file transfer protocol (ftp) has been made operational. However, the University College is expected to do lots of work to improve the recurrent network problem and reach the global technology of the day.

**Table 6.1: Facilities**

Facilities	In number
• Chemistry Lab Rooms	6
• Biology Lab Rooms	7
• Physics Lab Rooms	8
• Geography Lab Rooms	1
• English Lab Rooms	2
• Computer Science Lab Rooms	8
• SNE Lab Room	1
• Lecturing Class Room	129
<b>Total Rooms</b>	<b>162</b>

### 6.2 Water, Hygiene and Sanitation Facilities

No matter how great the importance of water, hygiene and sanitation facilities are for quality education, they continue to be problems of many countries. Kotebe University College, therefore, is not a different one in this regard. The University College has only 124 restrooms for all its students. Statistically speaking, the ratio of restrooms to their users is 1:28 which implies many more restrooms have to be constructed to bridge the existing gap.

## 7. Education Finance

Education budget is the main government policy implementation tool which synchronizes the physical plan with revenue, cost and expenditure. It also serves as one of the angles to undertake education sector diagnosis. The source of education finance comprises of public budget allocation, schools' internal income, voluntary contribution of community, private sectors support, development partners aid, NGOs and Charity organizations assistance.

City Government of Addis Ababa has given immense priority to allocate budget so as to attain education goals, objectives and targets. Based on this, the Bureau disbursed budget to achieve 1<sup>st</sup> year of fifth term Education Sector Development Program/ESDP V/ and 1<sup>st</sup> year of second Growth and Transformation Plan/GTP-2/. The heart of these sector wide plans are improving management system, ensuring quality, enhancing internal efficiency, promoting access and equity and increasing IFAE. The greater part of the budget distribution of the Bureau was in accordance with these 5 priority issues.

In addition, the budget has facilitated the implementation of 7 cross-cutting programs; namely, gender mainstreaming, special need education, HIV/AIDS, environmental protection, education in emergencies, school health and nutrition and drug-substance abuse prevention.

Accordingly, at city level student teacher ratio, the class room student ratio, the textbook student ratio, the qualification level of teachers, net enrolment ratio and gender parity index have shown progress. Besides, the provision of educational equipment's like plasma, radio, school net technology, computer lab and science laboratory materials have improved. Generally, the public spending on education in Addis Ababa has increased from time to time.





## 7.1 Share of Education Budget

Table 7.1: Budget allocated by City Government

Budget Allocation	Budget Year/E.C/			
	2005	2006	2007	2008
City Government of AA total budget	16,000,000,000	20,041,117,850	27,944,800,419	31,000,000,000
Education budget	1,008,199,018	1,177,126,137	1,600,969,317	1,691,551,078
Share of Education budget	6.3	5.8	5.7	5.5

Source: BOFED, 2004-2008 E.C/ Report

From table 7.1 we can observe that the amount of education budget has shown an increment for 4 consecutive year's from 1, 008,199,018 in 2005 E.C to 1,691,551,078 in 2008 E.C. However, as we compare the education budget share from total government budget, has been decreasing to the standard set by UNESCO which is 26%.

## 7.2 Public Budget Allocation

Table 7.2: The amount of allocated public budget for education Sector for previous years

Budget Category	Institution	Budget Year/E.C/				
		2004	2005	2006	2007	2008
Recurrent	Bureau	31,887,353	55,915,632	93,544,195	108,326,979	128,525,750
	Sub-City	557,535,258	655,923,833	884,182,266	985,574,199	1,133,410,328
Capital	Bureau	47,778,603	68,239,553	20,830,000	40,110,000	21,385,000
	Sub-City	228,120,000	228,120,000	178,569,676	466,958,139	408,230,000
Total		865,321,214	1,008,199,018	1,177,126,137	1,600,969,317	1,691,551,078

Table 7.2 illustrated the expense of public recurrent budget has elevated from time to time. The average rate of progress from year to year was by 15%. This is mainly due to the increase of administrative costs (teachers and personnel salary & remuneration, goods, services, fixed assets and miscellaneous)

On the other hand the allocation of public capital budget for capital projects was not indicating the consecutive increment. Weak building performance of many projects in the City decreased the amount of budget. Although the amount of budget allocation for capital projects decreased, the total allocation of recurrent and capital budget has increased from year to year.

### 7.3 Community Voluntary Contribution

The community participation play pivotal role to improve teaching and learning environment. The community assists schools in providing human and financial resources through school leadership, building, expansion and renovation of classrooms or new schools, improving water, sanitation and hygiene facilities, as well as supply of educational materials (ICT equipment and accessories, science laboratories and library facilities).

**Table 7.3: Community participation**

Budget Year	Total contribution				
	Amount of Money collected	Material contribution in terms of money	Labor contribution in terms of money	Professional support in terms of money	Total
2006 E.C	34,691,968.00	6,237,010.00	-	391,839.00	41,118,007.8
2007 E.C	81,730,828.35	34,801,796.58	2,490,623.70	5,565,714.52	125,462,127.37
2008 E.C	52,504,089.39	6,949,814	4,372,424.7	6,569,740.5	100,773,119.93

Table 7.3 depicted that the community involvement in financial, material, labor and knowledge contribution for the last three years. To this end a decrease in community involvement is observed from 2007 E.C to 2008 E.C.

### 7.4 Development Partners Assistance

The international donors have involved in sector development program in City Government of Addis Ababa Education Bureau are UNICEF and GEQIP (by integrated assistance of DFID, GPE, IDA/WB, Finland, USAID, Italy and others.) Their effort has been contributing to succeed in ESDP V, GTP-2 and Sustainable Development Goals (SDGs).



The assistance by GEQIP project is mainly targeted on GEQIP II six components: (i) Curriculum, Textbooks, Assessment, Examinations and Inspections(CTAEI) ; (ii) Teacher Development Program (TDP); (iii) School Improvement Program; (iv) Management and Capacity Building, including EMIS(MCB/EMIS); (v) ICT for Education (vi) Program Coordination, Monitoring and Evaluation, and Communication(PCMEC).

The GEQIP II project assisted the implementation of programs based on 2008 E.C annual plan of the Bureau. But the implementation of ICT program was not supported by GEQIP II fund at regional level. Here, below we endeavor to list some donors' financial contribution.

**Table 7.4: International Donors Financial Aid from the year 2004-2008 E.C in birr**

Donor	Budget Year/E.C/				
	2004	2005	2006	2007	2008
UNICEF	18,019,882.77	18,293,997.19	22,596,558.56	11,201,298.55	5,300,000
School Grants (for schools only)	24,600,040.00	30,928,406.00	9,450,573.0	20,506,446.00	18,543,569.70
GEQIP (including School Grant)	26,600,040.00	37,364,979.00	17,234,036.00	28,827,982.00	26,697,287.00

Table 7.4 clearly indicates that the amount of UNICEF fund decreased from time to time. On the other hand, the GEQIP/school grant budget allocated to schools is inconsistently goes up and down in the last five years.

# 8. Detail Table



## Pre- Primary Enrollment by Sub City 2008 E.C. (2015/16)

Sector	Kinderkarten
Ownership	ALL
Program Mode	ALL

Sub-City	Stage One		Stage Two		Stage Three		TOTAL		TOTAL
	M	F	M	F	M	F	M	F	
Addis Ketema	1713	1600	1446	1362	1206	1226	4365	4188	8553
Akaki-Kaliti	3170	2864	2166	2152	1892	1855	7228	6871	14099
Arada	1845	1772	1648	1421	1419	1540	4912	4733	9645
Bole	4349	4098	3501	3588	3382	3193	11232	10879	22111
Gullelie	2333	2273	1884	1834	1864	1782	6081	5889	11970
Kirkos	1645	1668	1259	1264	1378	1324	4282	4256	8538
Kolfe-Keranio	5599	5158	4877	4571	4242	4059	14718	13788	28506
Lideta	1463	1400	1228	1049	1121	1084	3812	3533	7345
Nefas Silk-Lafto	5961	5594	5148	4908	4321	4307	15430	14809	30239
Yeka	4539	4405	3972	3686	3383	3081	11894	11172	23066
Total	32617	30832	27129	25835	24208	23451	83954	80118	164072

Sector	Kinderkarten
Ownership	Government

Sub-City	Stage One		Stage Two		Stage Three		TOTAL		TOTAL
	M	F	M	F	M	F	M	F	
I Addis Ketema	787	704	618	568	532	508	1937	1780	3717
Akaki-Kaliti	928	851	617	657	487	454	2032	1962	3994
Arada	458	457	414	370	367	350	1239	1177	2416
Bole	761	705	528	530	484	438	1773	1673	3446
Gullelie	641	659	619	593	610	547	1870	1799	3669
Kirkos	485	561	476	471	462	445	1423	1477	2900
Kolfe-Keranio	729	671	633	547	658	542	2020	1760	3780
Lideta	395	402	374	283	337	294	1106	979	2085
Nefas Silk-Lafto	660	595	551	541	454	487	1665	1623	3288
Yeka	988	995	1005	955	796	761	2789	2711	5500
Total	6832	6600	5835	5515	5187	4826	17854	16941	34795

## Education Statistics Annual Abstract 2008 E.C (2015/16 G.C)

Sector	Kinderkarten
Ownership	Private

Sub-City	Stage One		Stage Two		Stage Three		TOTAL		TOTAL
	M	F	M	F	M	F	M	F	
Addis Ketema	618	593	517	493	480	464	1615	1550	3165
Akaki-Kaliti	1965	1742	1323	1246	1228	1206	4516	4194	8710
Arada	733	704	654	538	578	512	1965	1754	3719
Bole	3235	3072	2729	2760	2605	2520	8569	8352	16921
Gullelie	1302	1187	940	818	909	812	3151	2817	5968
Kirkos	909	868	600	622	721	675	2230	2165	4395
Kolfe-Keranio	3956	3675	3495	3341	2910	2841	10361	9857	20218
Lideta	627	604	581	516	498	540	1706	1660	3366
Nefas Silk-Lafto	4583	4277	3904	3672	3305	3283	11792	11232	23024
Yeka	2914	2829	2526	2332	2186	1956	7626	7117	14743
Total	20842	19551	17269	16338	15420	14809	53531	50698	104229

Sector	Kinderkarten
Ownership	Church

Sub-City	Stage One		Stage Two		Stage Three		TOTAL		TOTAL
	M	F	M	F	M	F	M	F	
Akaki-Kaliti	32	29	16	26	25	20	73	75	148
Arada	175	151	122	121	101	228	398	500	898
Bole	137	112	98	118	119	92	354	322	676
Gullelie	114	167	80	166	95	180	289	513	802
Kirkos	74	54	37	36	32	35	143	125	268
Kolfe-Keranio	233	197	200	182	219	217	652	596	1248
Lideta	44	38	0	0	0	0	44	38	82
Nefas Silk-Lafto	290	287	291	304	218	213	799	804	1603
Yeka	122	120	192	166	150	136	464	422	886
Total	1221	1155	1036	1119	959	1121	3216	3395	6611

Sector	Kinderkarten
Ownership	Mosque

Sub-City	Stage One		Stage Two		Stage Three		TOTAL		TOTAL
	M	F	M	F	M	F	M	F	
Kolfe-Keranio	38	28	32	25	31	39	101	92	193
Nefas Silk-Lafto	0	0	34	35	30	36	64	71	135
Total	38	28	66	60	61	75	165	163	328



Sector	Kinderkarten
Ownership	Mission

Sub-City	Stage One		Stage Two		Stage Three		TOTAL		TOTAL
	M	F	M	F	M	F	M	F	
Addis Ketema	31	34	107	96	46	73	184	203	387
Akaki-Kaliti	38	42	20	28	24	30	82	100	182
Arada	0	0	0	0	0	110	0	110	110
Bole	45	52	42	59	58	40	145	151	296
Gullelie	38	38	33	38	47	37	118	113	231
Kirkos	9	10	8	7	6	8	23	25	48
Nefas Silk-Lafto	36	30	28	9	15	9	79	48	127
Yeka	20	12	20	11	23	15	63	38	101
Total	331	338	361	336	297	388	989	1062	2051

Sector	Kinderkarten
Ownership	Local community / Public

Sub-City	Stage One		Stage Two		Stage Three		TOTAL		TOTAL
	M	F	M	F	M	F	M	F	
Addis Ketema	63	63	45	65	43	54	151	182	333
Akaki-Kaliti	21	29	24	30	27	20	72	79	151
Gullelie	72	78	76	63	62	57	210	198	408
Kolfe-Keranio	30	25	20	14	16	6	66	45	111
Lideta	281	239	176	163	142	134	599	536	1135
Nefas Silk-Lafto	24	14	18	13	8	10	50	37	87
Yeka	280	273	163	166	149	138	592	577	1169
Total	771	721	522	514	447	419	1740	1654	3394

Sector	Kinderkarten
Ownership	International Community

Sub-City	Stage One		Stage Two		Stage Three		TOTAL		TOTAL
	M	F	M	F	M	F	M	F	
Addis Ketema	21	18	22	19	4	10	47	47	94
Akaki-Kaliti	53	42	52	47	38	61	143	150	293
Arada	37	27	33	35	29	31	99	93	192
Gullelie	20	16	11	16	13	8	44	40	84
Lideta	38	31	36	37	96	76	170	144	314
Nefas Silk-Lafto	28	33	30	30	28	27	86	90	176
Yeka	36	34	0	0	0	0	36	34	70
Total	233	201	184	184	208	213	625	598	1223

Sector	Kinderkarten
Ownership	Other

Sub-City	Stage One		Stage Two		Stage Three		TOTAL		TOTAL
	M	F	M	F	M	F	M	F	
Addis Ketema	193	188	137	121	101	117	431	426	857
Akaki-Kaliti	97	86	104	104	57	59	258	249	507
Arada	442	433	425	357	344	309	1211	1099	2310
Bole	36	41	27	39	38	35	101	115	216
Gullelie	146	128	125	140	128	141	399	409	808
Kirkos	67	69	36	33	55	38	158	140	298
Kolfe-Keranio	464	412	387	362	315	333	1166	1107	2273
Lideta	78	86	61	50	48	40	187	176	363
Nefas Silk-Lafto	334	338	286	295	260	239	880	872	1752
Yeka	133	102	54	41	72	64	259	207	466
Total	1990	1883	1642	1542	1418	1375	5050	4800	9850





Primary Enrollment by Sub City 2008 E.C. (2015/16)

Sector	Primary Education
Ownership	ALL
Program Mode	ALL

Sub-City	Grade 1		Grade 2		Grade 3		Grade 4		Grade 5		Grade 6		Grade 7		Grade 8		TOTAL		TOTAL
	M	F	M	F	M	F	M	F	M	F	M	F	M	F	M	F	M	F	
Addis Ketema	1704	2138	1691	1980	1579	1936	1793	2104	1779	2123	1662	1996	1970	2255	1764	2257	13942	16789	30731
Akaki-Kaliti	2894	3296	2378	2580	2225	2602	2506	2781	2221	2368	2556	2221	2709	2403	2278	2828	19767	21079	40846
Arada	1761	2088	1589	2083	1662	2058	1723	2266	1761	2200	1722	2232	1939	2837	2175	3070	14332	18834	33166
Bole	4333	5127	4067	4439	3275	3914	3215	3828	3211	3884	3295	3755	3177	3759	3141	3986	27714	32692	60406
Gullelie	2213	2901	2214	2530	2011	2646	2224	2547	2171	2638	2119	2711	2307	2865	2428	3210	17687	22048	39735
Kirkos	1738	2294	1528	1891	1559	1980	1632	1933	1721	1961	1755	2080	1733	2059	1882	2401	13548	16599	30147
Kolfé- Keranio	7214	8766	6068	6928	5548	6670	6103	6237	5424	6191	5026	6886	5797	6454	5104	7266	46284	55398	101682
Lideta	1279	1418	1131	1375	985	1159	1192	1403	1289	1438	1205	1424	1228	1615	1216	1686	9525	11518	21043
Nefas Silk- Lafto	5852	7207	4689	5518	4454	5217	4380	5051	4568	5537	4106	5148	4324	5274	3909	5326	36282	44278	80560
Yeka	4702	6045	4032	5038	3822	4742	3911	4736	3638	4658	3559	4452	3879	5294	3719	5357	31262	40322	71584
Total	33690	41280	29387	34362	27120	32924	28679	32886	27783	32998	27005	32905	29063	34815	27616	37387	230343	279557	509900

Sector	Primary Education
Ownership	ALL
Program Mode	Regular class

Sub-City	Grade 1		Grade 2		Grade 3		Grade 4		Grade 5		Grade 6		Grade 7		Grade 8		TOTAL		TOTAL
	M	F	M	F	M	F	M	F	M	F	M	F	M	F	M	F	M	F	
Addis Ketema	1371	1693	1462	1640	1391	1641	1599	1831	1557	1870	1411	1713	1681	1988	1444	1939	11916	14315	26231
Akaki-Kaliti	2412	2755	2206	2288	2039	2312	2351	2560	2081	2172	2412	2061	2516	2195	2014	2488	18031	18831	36862
Arada	1761	2088	1519	1917	1574	1833	1613	1881	1629	1911	1601	1925	1801	2520	1773	2382	13271	16457	29728
Bole	3742	4299	3441	3594	2872	3212	2819	3201	2677	3043	2780	3018	2756	3120	2504	2894	23591	26381	49972
Gullelie	2014	2375	2061	2210	1875	2257	2033	2268	1971	2244	1918	2330	2056	2482	1994	2520	15922	18686	34608
Kirkos	1531	1675	1406	1470	1411	1540	1490	1553	1533	1513	1603	1640	1518	1645	1536	1747	12028	12783	24811
Kolfé- Keranio	6298	6734	5598	5737	5048	5704	5379	5395	4946	5371	4505	5258	5262	5709	4365	6198	41401	46106	87507
Lideta	1100	1154	1038	1225	886	1041	1104	1217	1162	1155	1027	1140	1055	1307	974	1351	8346	9590	17936
Nefas Silk- Lafto	4980	5423	4321	4658	4100	4353	3985	4234	4159	4623	3688	4391	3900	4382	3264	4215	32397	36279	68676
Yeka	4049	4557	3694	4220	3563	3941	3653	3944	3295	3831	3234	3725	3444	4444	3098	4152	28030	32814	60844
Total	29258	32753	26746	28959	24759	27834	26026	28084	25010	27733	24179	27201	25989	29792	22966	29886	204933	232242	437175



Sector	Primary Education
Ownership	ALL
Program Mode	Evening class

Sub-City	Grade 1		Grade 2		Grade 3		Grade 4		Grade 5		Grade 6		Grade 7		Grade 8		TOTAL		
	M	F	M	F	M	F	M	F	M	F	M	F	M	F	M	F	M	F	
Addis Ketema	333	445	229	340	188	295	194	273	222	253	251	283	289	267	320	318	2026	2474	4500
Akaki-Kaliti	482	541	172	292	186	290	155	221	140	196	144	160	193	208	264	340	1736	2248	3984
Arada			70	166	88	225	110	385	132	289	121	307	138	317	402	688	1061	2377	3438
Bole	591	828	626	845	403	702	396	627	534	841	515	737	421	639	637	1092	4123	6311	10434
Gullelie	199	526	153	320	136	389	191	279	200	394	201	381	251	383	434	690	1765	3362	5127
Kirkos	207	619	122	421	148	440	142	380	188	448	152	440	215	414	346	654	1520	3816	5336
Kolfe-Keranio	916	2032	470	1191	500	966	724	842	478	820	521	1628	535	745	739	1068	4883	9292	14175
Lideta	179	264	93	150	99	118	88	186	127	283	178	284	173	308	242	335	1179	1928	3107
Nefas Silk-Lafto	872	1784	368	860	354	864	395	817	409	914	418	757	424	892	645	1111	3885	7999	11884
Yeka	653	1488	338	818	259	801	258	792	343	827	325	727	435	850	621	1205	3232	7508	10740
Total	4432	8527	2641	5403	2361	5090	2653	4802	2773	5265	2826	5704	3074	5023	4650	7501	25410	47315	72725

Sector	Primary Education
Ownership	Government
Program Mode	ALL

Sub-City	Grade 1		Grade 2		Grade 3		Grade 4		Grade 5		Grade 6		Grade 7		Grade 8		TOTAL		
	M	F	M	F	M	F	M	F	M	F	M	F	M	F	M	F	M	F	
Addis Ketema	1150	1495	1124	1417	1075	1407	1282	1571	1396	1644	1252	1576	1568	1790	1446	1831	10293	12731	23024
Akaki-Kaliti	1851	2251	1420	1633	1326	1723	1726	1999	1449	1619	1354	1508	2006	1667	1677	2179	12809	14579	27388
Arada	648	807	625	923	725	996	837	1241	919	1124	938	1255	1118	1674	1320	1984	7130	10004	17134
Bole	2048	2756	2092	2421	1506	2159	1577	2129	1819	2482	1827	2280	1880	2413	1947	2704	14696	19344	34040
Gullelie	1190	1834	1197	1519	1129	1730	1387	1695	1389	1783	1307	1896	1501	1935	1636	2287	10736	14679	25415
Kirkos	771	1443	667	1121	744	1235	832	1282	955	1318	976	1410	970	1420	1131	1769	7046	10998	18044
Kolfe-Keranio	4032	5471	3528	4350	3215	4125	3830	4015	3410	4116	3209	4829	4006	4360	3369	4377	28599	35643	64242
Lideta	790	960	693	945	633	793	816	1038	910	1120	878	1079	969	1300	1012	1458	6701	8693	15394
Nefas Silk-Lafto	2383	3674	1633	2463	1647	2487	1818	2576	2030	3104	1896	2657	2233	3073	2050	3107	15690	23141	38831
Yeka	2330	3526	1905	2786	1889	2825	2052	2923	2188	3134	2110	2933	2526	3459	2441	3806	17441	25392	42833
Total	17193	24217	14884	19578	13889	19480	16157	20469	16465	21444	15747	21423	18777	23091	18029	25502	131141	175204	306345



Sector	Primary Education
Ownership	Private
Program Mode	ALL

Sub-City	Grade 1		Grade 2		Grade 3		Grade 4		Grade 5		Grade 6		Grade 7		Grade 8		TOTAL		TOTAL
	M	F	M	F	M	F	M	F	M	F	M	F	M	F	M	F	M	F	
Addis Ketema	197	231	189	171	200	213	177	183	142	226	149	143	129	164	126	147	1309	1478	2787
Akaki-Kaliti	935	921	838	838	805	770	669	663	639	632	1081	584	551	571	445	498	5963	5477	11440
Arada	357	353	302	298	268	226	273	211	253	263	216	225	226	192	191	187	2086	1955	4041
Bole	2037	2084	1761	1748	1505	1441	1366	1345	1265	1219	1253	1242	1121	1133	998	1086	11306	11298	22604
Gullele	749	705	691	583	588	502	512	448	460	403	462	353	399	389	378	317	4239	3700	7939
Kirkos	620	624	521	562	502	553	505	481	479	476	481	492	462	464	435	472	4005	4124	8129
Kolfe-Keramo	2596	2633	2023	2008	1817	1941	1736	1668	1434	1428	1310	1453	1264	1507	1275	2253	13455	14891	28346
Lideta	408	365	356	343	279	298	278	264	312	254	253	243	194	237	148	171	2228	2175	4403
Nefas Silk-Lafto	3092	3104	2658	2637	2475	2386	2252	2138	2099	1999	1920	1912	1810	1840	1588	1875	17894	17891	35785
Yeka	1991	2097	1777	1829	1543	1527	1503	1421	1168	1165	1130	1186	1027	1093	958	1145	11097	11463	22560
Total	12982	13117	11116	11017	9982	9857	9271	8822	8251	8065	8255	7833	7183	7590	6542	8151	73582	74452	148034

Sector	Primary Education
Ownership	Church
Program Mode	ALL

Sub-City	Grade 1		Grade 2		Grade 3		Grade 4		Grade 5		Grade 6		Grade 7		Grade 8		TOTAL		TOTAL
	M	F	M	F	M	F	M	F	M	F	M	F	M	F	M	F	M	F	
Addis Ketema	228	177	167	153	196	165	173	150	153	173	207	181	223	214	147	179	1494	1392	2886
Akaki-Kaliti	38	33	29	38	28	31	28	30	33	27	29	36	38	20	20	23	243	238	481
Arada	270	133	248	135	235	123	263	136	257	173	253	139	300	226	403	342	2229	1407	3636
Bole	189	217	173	227	201	259	231	310	108	165	184	190	171	208	193	196	1450	1772	3222
Gullele	106	195	140	264	122	275	155	259	132	268	160	297	184	352	224	385	1223	2295	3518
Kolfe-Keramo	176	271	156	206	170	267	177	233	212	251	226	249	133	189	189	292	1439	1958	3397
Lideta	24	28	29	29	24	23	40	43	26	21	29	41	29	38	25	22	226	245	471
Nefas Silk-Lafto	255	298	282	315	245	244	242	247	368	357	211	503	209	274	192	254	2004	2492	4496
Yeka	100	156	75	107	117	124	90	128	59	101	84	86	86	130	72	121	683	953	1636
Total	1386	1508	1299	1474	1338	1511	1399	1536	1348	1536	1383	1722	1373	1651	1465	1814	10991	12752	23743



Sector	Primary Education														TOTAL			
	Ownership																	
	Mosque																	
Program Mode	ALL														TOTAL			
Sub-City	Grade 1		Grade 2		Grade 3		Grade 4		Grade 5		Grade 6		Grade 7		Grade 8		TOTAL	
	M	F	M	F	M	F	M	F	M	F	M	F	M	F	M	F		
Kolfe-Keranio	85	81	85	53	66	61	67	65	41	43	31	54	21	32	36	43	432	864
Nefas Silk-Lafto	49	43	48	36	39	46	40	54	43	47	56	54	48	62	55	64	378	784
Total Addis Ababa	134	124	133	89	105	107	107	119	84	90	87	108	69	94	91	107	810	1648

Sector	Primary Education														TOTAL			
	Ownership																	
	Mission																	
Program Mode	ALL														TOTAL			
Sub-City	Grade 1		Grade 2		Grade 3		Grade 4		Grade 5		Grade 6		Grade 7		Grade 8		TOTAL	
	M	F	M	F	M	F	M	F	M	F	M	F	M	F	M	F		
Addis Ketema	10	62	0	46	0	52	0	46	0	47	0	71	0	81	0	81	10	486
Akaki-Kaliti	48	57	50	48	34	37	49	52	72	60	64	68	88	111	103	96	508	529
Arada	79	382	74	376	85	411	44	347	72	370	76	377	80	499	63	352	573	3114
Gullelie	82	52	107	77	82	64	99	71	114	108	122	88	141	111	99	139	846	710
Kirkos	110	6	123	14	116	7	112	7	107	0	108	0	146	0	143	0	965	34
Kolfe-Keranio	99	80	49	95	76	97	102	72	68	72	0	0	139	137	54	81	587	634
Nefas Silk-Lafto	14	12	16	16	19	16	11	15	12	17	18	14	15	17	19	17	124	124
Yeka	75	77	77	91	80	77	78	81	70	83	65	76	80	71	66	62	591	618
Total	517	728	496	763	492	761	495	691	515	757	453	694	689	1027	547	828	4204	6249

Sector	Primary Education														TOTAL			
	Ownership																	
	Local community / Public																	
Program Mode	ALL														TOTAL			
Sub-City	Grade 1		Grade 2		Grade 3		Grade 4		Grade 5		Grade 6		Grade 7		Grade 8		TOTAL	
	M	F	M	F	M	F	M	F	M	F	M	F	M	F	M	F		
Kirkos	79	62	54	70	74	67	64	43	78	72	75	75	64	91	69	65	557	545
Kolfe-Keranio	23	24	8	24	17	21	14	18	7	13	18	16	12	13	6	12	105	141
Lideta	57	65	53	58	49	45	58	58	41	43	45	61	36	40	31	35	370	405
Total	159	151	115	152	140	133	136	119	126	128	138	152	112	144	106	112	1032	1091

Sector	Primary Education														TOTAL			
	Ownership																	
	Local community / Public																	
Program Mode	ALL														TOTAL			
Sub-City	Grade 1		Grade 2		Grade 3		Grade 4		Grade 5		Grade 6		Grade 7		Grade 8		TOTAL	
	M	F	M	F	M	F	M	F	M	F	M	F	M	F	M	F		
Kirkos	79	62	54	70	74	67	64	43	78	72	75	75	64	91	69	65	557	545
Kolfe-Keranio	23	24	8	24	17	21	14	18	7	13	18	16	12	13	6	12	105	141
Lideta	57	65	53	58	49	45	58	58	41	43	45	61	36	40	31	35	370	405
Total	159	151	115	152	140	133	136	119	126	128	138	152	112	144	106	112	1032	1091



Sector	Primary Education
Ownership	International community
Program Mode	ALL

Sub-City	Grade 1		Grade 2		Grade 3		Grade 4		Grade 5		Grade 6		Grade 7		Grade 8		TOTAL		
	M	F	M	F	M	F	M	F	M	F	M	F	M	F	M	F	M	F	
Addis Ketema	17	22	20	19	30	14	22	17	28	33	14	25	14	6	25	19	170	155	325
Arada	40	26	34	34	29	33	23	30	31	23	22	14	24	29	21	28	224	217	441
Kirkos	36	42	48	36	44	36	40	42	46	39	36	44	40	42	44	39	334	320	654
Total	93	90	102	89	103	83	85	89	105	95	72	83	78	77	90	86	728	692	1420

Sector	Primary Education
Ownership	Other
Program Mode	ALL

Sub-City	Grade 1		Grade 2		Grade 3		Grade 4		Grade 5		Grade 6		Grade 7		Grade 8		TOTAL		
	M	F	M	F	M	F	M	F	M	F	M	F	M	F	M	F	M	F	
Addis Ketema	102	151	191	174	78	85	139	137	60	0	40	0	36	0	20	0	666	547	1213
Akaki-Kaliti	22	34	41	23	32	41	34	37	28	30	28	25	26	34	33	32	244	256	500
Arada	246	243	229	230	221	203	203	231	163	193	160	179	151	180	135	139	1508	1598	3106
Bole	50	59	35	39	61	51	36	40	17	15	31	43	5	5	3	0	238	252	490
Gullele	62	93	62	61	78	54	51	47	76	76	68	77	82	78	91	82	570	568	1138
Kirkos	105	101	94	76	66	66	71	70	49	48	70	56	48	40	54	48	557	505	1062
Kolfe-Keranio	203	206	219	192	187	158	177	166	252	268	232	285	222	216	175	208	1667	1699	3366
Nefas Silk-Lafto	49	61	42	43	26	31	17	21	16	13	5	8	9	8	5	9	169	194	363
Yeka	206	189	198	225	193	189	188	183	153	175	170	171	160	541	182	223	1450	1896	3346
Total	1045	1137	1111	1063	942	878	916	932	814	818	804	844	739	1102	698	741	7069	7515	14584



## Secondary Enrollment by Sub City 2008 E.C.(2015/16)

Sector	Secondary Education
Ownership	ALL
Program Mode	ALL

Sub-City	Grade 9		Grade 10		Grade 11		Grade 12		TOTAL		TOTAL
	M	F	M	F	M	F	M	F	M	F	
Addis Ketema	2251	2543	1436	1865	892	1142	816	1169	5395	6719	12114
Akaki-Kaliti	2240	2635	1662	1923	876	1019	706	897	5484	6474	11958
Arada	2497	3291	1964	2489	1394	1884	1396	1846	7251	9510	16761
Bole	3219	3724	2461	2950	1586	1996	1248	1733	8514	10403	18917
Gullelie	2391	2678	1705	2117	1288	1619	1378	1734	6762	8148	14910
Kirkos	1760	2086	1341	1549	860	754	759	881	4720	5270	9990
Kolfe-Keranio	4865	6024	2953	3713	1652	1911	1332	1702	10802	13350	24152
Lideta	885	1005	617	733	228	341	167	318	1897	2397	4294
Nefas Silk-Lafto	4095	4942	3291	3993	2216	2566	1888	2347	11490	13848	25338
Yeka	3212	4794	2448	3093	1309	1579	1250	1622	8219	11088	19307
<b>Total</b>	<b>27415</b>	<b>33722</b>	<b>19878</b>	<b>24425</b>	<b>12301</b>	<b>14811</b>	<b>10940</b>	<b>14249</b>	<b>70534</b>	<b>87207</b>	<b>157741</b>

Sector	Secondary Education
Ownership	ALL
Program Mode	Regular class

Sub-City	Grade 9		Grade 10		Grade 11		Grade 12		TOTAL		TOTAL
	M	F	M	F	M	F	M	F	M	F	
Addis Ketema	1908	2335	1324	1773	798	1112	783	1139	4813	6359	11172
Akaki-Kaliti	1961	2314	1572	1796	876	1019	706	897	5115	6026	11141
Arada	2149	2852	1806	2273	1359	1840	1362	1822	6676	8787	15463
Bole	2742	3090	2334	2746	1561	1969	1237	1726	7874	9531	17405
Gullelie	2080	2292	1559	1881	1288	1619	1378	1734	6305	7526	13831
Kirkos	1531	1611	1220	1364	807	717	724	847	4282	4539	8821
Kolfe-Keranio	4372	5421	2796	3498	1652	1911	1332	1702	10152	12532	22684
Lideta	765	880	557	656	228	341	167	318	1717	2195	3912
Nefas Silk-Lafto	3775	4428	3120	3743	2216	2566	1888	2347	10999	13084	24083
Yeka	2797	4085	2324	2880	1294	1567	1246	1621	7661	10153	17814
<b>Total</b>	<b>24080</b>	<b>29308</b>	<b>18612</b>	<b>22610</b>	<b>12079</b>	<b>14661</b>	<b>10823</b>	<b>14153</b>	<b>65594</b>	<b>80732</b>	<b>146326</b>



Sector	Secondary Education
Ownership	ALL
Program Mode	Evening class

Sub-City	Grade 9		Grade 10		Grade 11		Grade 12		TOTAL		TOTAL
	M	F	M	F	M	F	M	F	M	F	
Addis Ketema	343	208	112	92	94	30	33	30	582	360	942
Akaki-Kaliti	279	321	90	127					369	448	817
Arada	348	439	158	216	35	44	34	24	575	723	1298
Bole	477	634	127	204	25	27	11	7	640	872	1512
Gullelie	311	386	146	236					457	622	1079
Kirkos	229	475	121	185	53	37	35	34	438	731	1169
Kolfe-Keranio	493	603	157	215					650	818	1468
Lideta	120	125	60	77					180	202	382
Nefas Silk-Lafto	320	514	171	250					491	764	1255
Yeka	415	709	124	213	15	12	4	1	558	935	1493
<b>Total</b>	<b>3335</b>	<b>4414</b>	<b>1266</b>	<b>1815</b>	<b>222</b>	<b>150</b>	<b>117</b>	<b>96</b>	<b>4940</b>	<b>6475</b>	<b>11415</b>

Sector	Secondary Education
Ownership	Government
Program Mode	ALL

REGION	Grade 9		Grade 10		Grade 11		Grade 12		TOTAL		TOTAL
	M	F	M	F	M	F	M	F	M	F	
Addis Ketema	1936	2133	1175	1511	740	866	657	874	4508	5384	9892
Akaki-Kaliti	1810	2104	1275	1472	507	629	420	557	4012	4762	8774
Arada	1499	2037	1210	1455	810	936	722	901	4241	5329	9570
Bole	1799	2269	1341	1736	737	1096	539	901	4416	6002	10418
Gullelie	1626	1887	1057	1333	852	1079	953	1250	4488	5549	10037
Kirkos	1147	1648	766	1161	381	434	337	593	2631	3836	6467
Kolfe-Keranio	3580	4415	1847	2412	1003	1106	711	907	7141	8840	15981
Lideta	885	1005	617	733	228	341	167	318	1897	2397	4294
Nefas Silk-Lafto	2323	3011	1693	2255	801	1055	627	949	5444	7270	12714
Yeka	2400	3851	1636	2252	726	944	662	1001	5424	8048	13472
<b>Total</b>	<b>19005</b>	<b>24360</b>	<b>12617</b>	<b>16320</b>	<b>6785</b>	<b>8486</b>	<b>5795</b>	<b>8251</b>	<b>44202</b>	<b>57417</b>	<b>101619</b>

Sector	Secondary Education
Ownership	Private
Program Mode	ALL

Sub-City	Grade 9		Grade 10		Grade 11		Grade 12		TOTAL		TOTAL
	M	F	M	F	M	F	M	F	M	F	
Addis Ketema	75	89	53	89	31	46	47	48	206	272	478
Akaki-Kaliti	165	260	185	210	176	184	150	165	676	819	1495
Arada	154	135	121	140	76	85	86	89	437	449	886
Bole	1024	1004	849	919	623	667	529	615	3025	3205	6230
Gullelie	275	229	232	218	162	156	158	149	827	752	1579
Kirkos	338	360	338	328	233	242	197	204	1106	1134	2240
Kolfe-Keranio	928	1151	821	967	562	675	506	636	2817	3429	6246
Nefas Silk-Lafto	1469	1622	1262	1389	1114	1190	1000	1083	4845	5284	10129
Yeka	689	776	707	691	583	635	588	621	2567	2723	5290
<b>Total</b>	<b>5117</b>	<b>5626</b>	<b>4568</b>	<b>4951</b>	<b>3560</b>	<b>3880</b>	<b>3261</b>	<b>3610</b>	<b>16506</b>	<b>18067</b>	<b>34573</b>

Sector	Secondary Education
Ownership	Church
Program Mode	ALL

Sub-City	Grade 9		Grade 10		Grade 11		Grade 12		TOTAL		TOTAL
	M	F	M	F	M	F	M	F	M	F	
<b>Addis Ketema</b>	<b>203</b>	<b>147</b>	<b>163</b>	<b>131</b>	<b>113</b>	<b>119</b>	<b>102</b>	<b>121</b>	<b>581</b>	<b>518</b>	<b>1099</b>
<b>Akaki-Kaliti</b>	<b>224</b>	<b>226</b>	<b>163</b>	<b>197</b>	<b>162</b>	<b>178</b>	<b>116</b>	<b>146</b>	<b>665</b>	<b>747</b>	<b>1412</b>
<b>Arada</b>	<b>596</b>	<b>693</b>	<b>432</b>	<b>539</b>	<b>397</b>	<b>574</b>	<b>430</b>	<b>553</b>	<b>1855</b>	<b>2359</b>	<b>4214</b>
<b>Bole</b>	<b>378</b>	<b>438</b>	<b>256</b>	<b>283</b>	<b>220</b>	<b>227</b>	<b>178</b>	<b>217</b>	<b>1032</b>	<b>1165</b>	<b>2197</b>
<b>Gullelie</b>	<b>179</b>	<b>311</b>	<b>191</b>	<b>343</b>	<b>97</b>	<b>195</b>	<b>134</b>	<b>194</b>	<b>601</b>	<b>1043</b>	<b>1644</b>
<b>Kolfe-Keranio</b>	<b>70</b>	<b>120</b>	<b>52</b>	<b>56</b>	<b>0</b>	<b>0</b>	<b>0</b>	<b>0</b>	<b>122</b>	<b>176</b>	<b>298</b>
<b>Total</b>	<b>1650</b>	<b>1935</b>	<b>1257</b>	<b>1549</b>	<b>989</b>	<b>1293</b>	<b>960</b>	<b>1231</b>	<b>4856</b>	<b>6008</b>	<b>10864</b>

Sector	Secondary Education
Ownership	Mosque
Program Mode	ALL

Sub-City	Grade 9		Grade 10		Grade 11		Grade 12		TOTAL		TOTAL
	M	F	M	F	M	F	M	F	M	F	
Gullelie	91	62	95	93	76	68	63	50	325	273	598
Kolfe-Keranio	35	53	36	39	0	0	0	0	71	92	163
Nefas Silk-Lafto	30	38	47	36	33	49	45	45	155	168	323
<b>Total</b>	<b>156</b>	<b>153</b>	<b>178</b>	<b>168</b>	<b>109</b>	<b>117</b>	<b>108</b>	<b>95</b>	<b>551</b>	<b>533</b>	<b>1084</b>





Sector	Secondary Education
Ownership	Mission
Program Mode	ALL

Sub-City	Grade 9		Grade 10		Grade 11		Grade 12		TOTAL		TOTAL
	M	F	M	F	M	F	M	F	M	F	
Addis Ketema	17	160	26	116	0	101	0	113	43	490	533
Arada	88	262	64	217	19	170	15	166	186	815	1001
Gullelie	14	16	14	13	0	0	0	0	28	29	57
Kirkos	195	0	167	0	162	0	154	0	678	0	678
Kolfe-Keranio	111	120	76	89	39	80	45	71	271	360	631
Nefas Silk-Lafto	77	97	72	105	93	78	85	81	327	361	688
<b>Total</b>	<b>502</b>	<b>655</b>	<b>419</b>	<b>540</b>	<b>313</b>	<b>429</b>	<b>299</b>	<b>431</b>	<b>1533</b>	<b>2055</b>	<b>3588</b>

Sector	Secondary Education
Ownership	Other
Program Mode	ALL

Sub-City	Grade 9		Grade 10		Grade 11		Grade 12		TOTAL		TOTAL
	M	F	M	F	M	F	M	F	M	F	
Akaki-Kaliti	41	45	39	44	31	28	20	29	131	146	277
Arada	109	115	83	99	58	65	85	64	335	343	678
Gullelie	168	132	116	117	101	121	70	91	455	461	916
Kolfe-Keranio	141	165	121	150	48	50	70	88	380	453	833
Nefas Silk-Lafto	196	174	217	208	175	194	131	189	719	765	1484
Yeka	123	167	105	150					228	317	545
<b>Total</b>	<b>778</b>	<b>798</b>	<b>681</b>	<b>768</b>	<b>413</b>	<b>458</b>	<b>376</b>	<b>461</b>	<b>2248</b>	<b>2485</b>	<b>4733</b>

Sector	Secondary Education
Ownership	Local community / Public
Program Mode	ALL

Sub-City	Grade 9		Grade 10		Grade 11		Grade 12		TOTAL		TOTAL
	M	F	M	F	M	F	M	F	M	F	
Kirkos	80	78	70	60	84	78	71	84	305	300	605
<b>Total</b>	<b>80</b>	<b>78</b>	<b>70</b>	<b>60</b>	<b>84</b>	<b>78</b>	<b>71</b>	<b>84</b>	<b>305</b>	<b>300</b>	<b>605</b>

Sector	Secondary Education
Ownership	International community
Program Mode	ALL

Sub-City	Grade 9		Grade 10		Grade 11		Grade 12		TOTAL		TOTAL
	M	F	M	F	M	F	M	F	M	F	
Addis Ketema	20	14	19	18	8	10	10	13	57	55	112
Arada	27	20	21	16	12	20	12	20	72	76	148
Bole	18	13	15	12	6	6	2	0	41	31	72
<b>Total</b>	<b>65</b>	<b>47</b>	<b>55</b>	<b>46</b>	<b>26</b>	<b>36</b>	<b>24</b>	<b>33</b>	<b>170</b>	<b>162</b>	<b>332</b>

### Primary Students Transferred from other Region

Sector	Primary Education
Ownership	ALL
Program Mode	ALL

REGION	Grade 1		Grade 2		Grade 3		Grade 4		Grade 5		Grade 6		Grade 7		Grade 8		TOTAL		TOTAL
	M	F	M	F	M	F	M	F	M	F	M	F	M	F	M	F	M	F	
Addis Ababa	2372	2729	1587	1421	1517	1427	1761	1693	1848	1798	1794	1672	2146	2005	2299	1803	15324	14548	29872



Enrollment by Kindergarten Level All Regular (Government, Private And Other)

Sub-City	Woreda	Schools	Stage One		Stage Two		Stage Three		TOTAL		TOTAL	
			M	F	M	F	M	F	M	F		
Addis Ketema	1	Mizan hulegeb Schemacoch	63	63	45	65	43	54	151	182	333	
		Yemen Community	13	9	9	10	4	10	26	29	55	
	2	Gelila	75	63	47	44	24	24	146	131	277	
		Unique	25	23	14	18	18	15	57	56	113	
	3	Barak Youth Academy	24	22	20	13	12	12	56	47	103	
		Bethlehem youth	34	36	32	32	16	32	82	100	182	
		Deja.Hailu Tesfaye	49	56	52	53	65	69	166	178	344	
		Honey comb	11	9	10	7	18	13	39	29	68	
		Kebede Yirga	21	26	8	10	23	9	52	45	97	
		Messi	13	12	3	12	8	9	24	33	57	
		Radical	16	17	26	27	24	28	66	72	138	
		Tsiehay Gibat	26	28	20	29	28	25	74	82	156	
		Tsion Mariam	55	56	12	14	10	14	77	84	161	
		4	Beruh Tesfa	70	75	49	43	34	44	153	162	315
	Hamile19.No.2		35	30	39	19	33	34	107	83	190	
	Little Star		45	45	41	42	41	41	127	128	255	
	Mimoza Youth		50	47	35	20	40	45	125	112	237	
	Sefere Selam		25	27	34	46			59	73	132	
	5	Abyssinia	25	22	22	20	34	29	81	71	152	
		Bethel Mekane Yesus			74	77	20	49	94	126	220	
		Del Betegel	14	13	14	10	12	16	40	39	79	
		Haleluya	48	46	45	37	49	56	142	139	281	
		Phase Academy	64	65	91	76	84	60	239	201	440	
		Sumeya	50	41	46	39	39	51	135	131	266	
		Tsion Hahu	30	14	18	20	21	14	69	48	117	
	6	Gulele Betel	31	34	33	19	26	24	90	77	167	
		Sam Family	6	2	3	5	6	4	15	11	26	
		Wereda 6 kebele 31	39	36	27	21	20	20	86	77	163	
		Yeweket Ameba	27	15	22	18	16	28	65	61	126	
	7	Bitwoded W/G/Besha	30	33					30	33	63	
		Yelem LiYunet	53	47	42	37	22	23	117	107	224	
	Addis Ketema	8	Brilliance	17	17	5	10	13	14	35	41	76
			Dagmawi Birhan	105	98	80	79	50	45	235	222	457
Shawel Dema			39	40	35	23	28	18	102	81	183	
Univer Youth			20	23	18	19	17	19	55	61	116	
Yekatit 23 liyu flagot			16	21	12	11	12	11	40	43	83	
9		Asina	46	46	31	21	22	30	99	97	196	
		Dejach Geneme	78	68	63	73	68	49	209	190	399	
		Eshet	83	71	42	46	31	30	156	147	303	
		Kaus meda multi purpese	52	53	51	53	31	26	134	132	266	
		keste Demena	58	48	71	48	49	48	178	144	322	
	Natanium	18	7	14	16	10	20	42	43	85		
10	Newlight	28	42	33	42	37	13	98	97	195		
	Berhan Ber	68	38	34	22	45	42	147	102	249		
	Bingham Academy	8	9	13	9			21	18	39		
		Kale	10	7	11	7	3	9	24	23	47	
<b>Total Addis Ketema</b>			<b>1713</b>	<b>1600</b>	<b>1446</b>	<b>1362</b>	<b>1206</b>	<b>1226</b>	<b>4365</b>	<b>4188</b>	<b>8553</b>	

Sub-City	Woreda	Schools	Stage One		Stage Two		Stage Three		TOTAL		TOTAL
			M	F	M	F	M	F	M	F	
Akaki-Kaliti	1	Abogida	13	14	8	13	6	8	27	35	62
		Akaki Adventist	38	42	20	28	24	30	82	100	182
		Akaki Biruh Tesfa	35	37	16	27	33	45	84	109	193
		Akaki L'esperance	11	12	9	11	11	13	31	36	67
		Akaki Menbere Hiwot Medihanel	32	29	16	26	25	20	73	75	148
		Akaki Mengist	22	31	15	35	19	21	56	87	143
		Alem Birehan	72	58	27	27	24	22	123	107	230
		Amanueal			19	21	11	21	30	42	72
		Esra Meit	27	11	14	14	22	11	63	36	99
		Fitawerary Abayneh Metekiya	69	59	26	27	32	26	127	112	239
		Hiwot	12	14	9	11	3	1	24	26	50
		Lewi International	3	1	4	4			7	5	12
		Planbo	21	16	5	9	11	5	37	30	67
		Tinsae	14	11	16	11	10	17	40	39	79
		Yeabsira	10	14	12	13	9	12	31	39	70
	2	Abigiya	22	31	15	15	15	13	52	59	111
		Andode	58	48	30	28	26	24	114	100	214
		Beza	39	41	44	51	39	41	122	133	255
		Emmanuel	22	16	24	21	22	23	68	60	128
		Ethio Japan	20	28	12	17			32	45	77
		Twins	15	20	11	13			26	33	59
	3	Abene	24	13	10	8	12	7	46	28	74
		Atse Tewodros	30	27	24	18	13	27	67	72	139
		Bethel	24	21	8	11	12	15	44	47	91
		Bright	16	19					16	19	35
		Harmony	35	25	16	14	11	11	62	50	112
		Kebron No.1	31	25	8	15	16	16	55	56	111
		Kebron No.2	26	20	13	6			39	26	65
		Ocean	35	30	56	40	30	37	121	107	228
	Selam Fre	42	28	80	41	20	24	142	93	235	



Sub-City	Woreda	Schools	Stage One		Stage Two		Stage Three		TOTAL		TOTAL
			M	F	M	F	M	F	M	F	
Akaki-Kaliti	4	Abenezer No. 1	57	57					57	57	114
		Abenezer No. 2			42	44	37	30	79	74	153
		Addis Hiwot	18	12	20	13	10	30	48	55	103
		Altamira	39	28	22	27	26	12	87	67	154
		Amass	13	13					13	13	26
		Atronos	17	19					17	19	36
		B.M.B	43	34					43	34	77
		B.M.B No. 2	69	40	70	53	39	51	178	144	322
		Base Of Life	10	6	16	11	10	10	36	27	63
		Beza Hiwot	53	30	18	18	14	15	85	63	148
		Colicees	18	18	12	23	28	26	58	67	125
		Ethio National	156	147	126	128	189	163	471	438	909
		Gelan No.2	127	114	89	120	62	54	278	288	566
		Keradion	8	8	5	15	9	5	22	28	50
		Kids Care	19	21	24	12	23	13	66	46	112
		Raey Yohannis	11	10	17	9	9	10	37	29	66
	Real Vision	27	33	21	23	24	25	72	81	153	
	Shawel Tsegaye	32	28	14	22	18	16	64	66	130	
	5	Abenezer	6	7	9	10	10	12	25	29	54
		Amen	24	23	18	14	15	13	57	50	107
		Blen	16	15	9	7	9	11	34	33	67
		Britanika	11	14	8	6	10	8	29	28	57
		Excellence	14	16	15	15	11	22	40	53	93
		Kality Bulbula	48	57	44	59	20	23	112	139	251
		Next Generation	8	13	12	16	13	16	33	45	78
		Orent	17	12	9	13	14	4	40	29	69
		Simret	16	19	6	4	2	5	24	28	52
		Tiret	26	33			5	14	31	47	78
	Tsedey	23	23	21	25	9	31	53	79	132	
	6	Adonay	23	17	13	10	12	9	48	36	84
		Ewket Wegagen	42	23	22	30	24	24	88	77	165
		Hibret Chibo	41	48	37	19	29	29	107	96	203
		Mark Vision	39	40	27	15	20	19	86	74	160
My Dream		15	11	11	9	14	6	40	26	66	
Scholars		54	25	65	64	50	52	169	141	310	
School Of Aygoda		24	23	24	19	25	29	73	71	144	
Tomi		15	19	17	10	17	9	49	38	87	
Yeroson	19	22	13	16	11	9	43	47	90		

Sub-City	Woreda	Schools	Stage One		Stage Two		Stage Three		TOTAL		TOTAL
			M	F	M	F	M	F	M	F	
Akaki-Kaliti	7	Abay	5	8	5	1			10	9	19
		Bersabeh	17	4	13	11	9	5	39	20	59
		Biruk No.1	64	36	36	22	24	15	124	73	197
		Biruk No.2	12	24	8	7	7	4	27	35	62
		Bitanya	38	32	23	17	18	16	79	65	144
		Effort	12	17	4	8	6	5	22	30	52
		Ethio Korea	40	41	31	25	23	15	94	81	175
		Friends	13	15	14	12	12	13	39	40	79
		Furi	34	29	33	28	36	33	103	90	193
		Gessem	15	15	13	10	12	15	40	40	80
		Hasset No.1	22	21					22	21	43
		Hasset No.2	31	28	31	39	20	13	82	80	162
		Hasset No.3	11	13	18	13	33	26	62	52	114
		Kaliti	80	72	52	64			132	136	268
		Kidus Gebriel	18	20	11	8	10	10	39	38	77
		Markonal	4	6	6	1	3	1	13	8	21
		New vision	19	15	17	13	14	13	50	41	91
		School Of Indian	131	85	64	61	44	62	239	208	447
		Sina	17	9	6	6	6	3	29	18	47
		Siyatel	14	9	11	3	15	8	40	20	60
		Summer	23	20	10	11	16	8	49	39	88
	T.L	10	19	9	12	10	8	29	39	68	
	Unique Ye Fiddel Gebeta	24	26	6	6			30	32	62	
	8	Addis	31	51	24	24	23	19	78	94	172
		Addis Hiwot	11	14	5	14	6	7	22	35	57
		ASE	17	16					17	16	33
		Birhan	9	8	5	5	7	4	21	17	38
		Dagim Lidet	9	9	9	6	5	13	23	28	51
		England	17	13	12	15	14	23	43	51	94
		Finot	18	18	6	4	4	7	28	29	57
		Gelan No.1	51	57	37	46	62	40	150	143	293
		Hibret	25	20	8	7	6	5	39	32	71
		Mazoriya Warka	21	29	24	30	27	20	72	79	151
New Vision		30	22	11	8	5	5	46	35	81	
Nolawi		30	26	23	29	29	23	82	78	160	
Papyrus		8	6	11	8	9	8	28	22	50	
Siyatle		36	47	23	25	20	35	79	107	186	
Sunrise		7	8	11	5	8	10	26	23	49	
Z.M.	9	11	12	3	3	6	24	20	44		



Sub-City	Woreda	Schools	Stage One		Stage Two		Stage Three		TOTAL		TOTAL
			M	F	M	F	M	F	M	F	
Akaki-Kaliti	9	Hawi Boru	7	3					7	3	10
		Kilinto	54	44	27	28	42	34	123	106	229
		Ratsun (Feche )	1	3	6	8			7	11	18
		Ratsun (Fenta)	11	7	12	10			23	17	40
		Ratsun (Koye)	10	2	12	12			22	14	36
		Ratsun (Tulu muta)	6	6	5	5			11	11	22
		Shalom	5	5	2	4	1	4	8	13	21
		WOW	19	14	7	7	7	11	33	32	65
	10	Gelan Gura	18	14	10	17	22	13	50	44	94
	11	Kersa	40	28					40	28	68
	<b>Total</b>			<b>3170</b>	<b>2864</b>	<b>2166</b>	<b>2152</b>	<b>1892</b>	<b>1855</b>	<b>7228</b>	<b>6871</b>
Arada	1	Adonay	10	16					10	16	26
		Africa Andinet No.1	37	24	26	31	24	25	87	80	167
		Hibret	19	26	21	16	25	20	65	62	127
		Jone of Kennedy	19	21	47	23	49	28	115	72	187
		Kebele 17	13	10	7	2	2	4	22	16	38
		Kids Paradise	28	43	38	40	35	25	101	108	209
		Ledeta Girls					0	110	0	110	110
		lice G/Mariam	37	41	43	38	33	43	113	122	235
		St. Francis	17	17	14	17			31	34	65
	2	Alturas	43	41	25	23	19	20	87	84	171
		Dagnachew Fekadu Bas	28	30	23	25	21	22	72	77	149
		Key Kokebe	33	39	32	37	26	18	91	94	185
	3	Abebech Gobena	15	12	27	13	17	15	59	40	99
		Africa Andinet No.2	62	61	52	37	50	62	164	160	324
		Ali Ebunu Abutalib	21	30	12	17	15	20	48	67	115
		School Of Tomorrow	73	60	71	63	66	51	210	174	384
		Yididiya	30	24	24	17	23	9	77	50	127
	4	Arbegnoch			36	29	20	12	56	41	97
		Atse Fasil	25	20	19	18	23	13	67	51	118
		Dagem Berhan	40	74	38	19	26	22	104	115	219
		Ethiopia Tikedem	16	18	18	19	13	12	47	49	96
		Focus	14	15	9	3	5	5	28	23	51
		Future Hopes	33	45	39	34	38	33	110	112	222
		Kidist Kilara	24	19	19	24	12	18	55	61	116
		Mamil	20	24	11	11	14	13	45	48	93
		Meserete Kiristos	29	24	22	15	19	14	70	53	123
	School Of Paragon	58	65	59	51	37	19	154	135	289	

Sub-City	Woreda	Schools	Stage One		Stage Two		Stage Three		TOTAL		TOTAL	
			M	F	M	F	M	F	M	F		
Arada	5	03 Kindergrten	47	40	43	44	41	22	131	106	237	
		Blue Sky	44	30	36	22	40	27	120	79	199	
		Italy Community	35	23	33	34	29	31	97	88	185	
		Jiva	48	49	53	52	50	55	151	156	307	
		Laura No.1	33	33	38	27	43	47	114	107	221	
		Laura No.2	34	20	16	14	18	11	68	45	113	
		Ras Abebe Aregay	36	31	26	30	39	37	101	98	199	
	6	5 Kilo Children	26	30	29	25	19	24	74	79	153	
		Bata	35	29	17	21	10	14	62	64	126	
		Genet	69	63	42	35	14	25	125	123	248	
		Hitsan Alem	16	11	8	13	9	16	33	40	73	
		Kaver Of Armenian	18	12	20	12	17	14	55	38	93	
		My Little Angeles	53	36	47	38	41	39	141	113	254	
		Nazerath					0	110	0	110	110	
		Radical	51	52	59	41	49	34	159	127	286	
		Super Holly Savior	59	50	54	40	50	56	163	146	309	
	7	Abune Gorgorios	101	81	97	69	99	87	297	237	534	
		Behere Ethiopia	28	27	28	19	17	19	73	65	138	
		Fromseas	14	14	12	12	17	5	43	31	74	
		Hani	31	41	29	22	27	21	87	84	171	
		Jacaranda	18	18	14	22	17	15	49	55	104	
		Kebena	20	21	14	10			34	31	65	
		Nahomi	4	7	12	3	9	6	25	16	41	
		Sanford International	22	13	24	25			46	38	84	
		Super Little Flower	14	14	19	18	10	21	43	53	96	
	8	Meskerem	17	30	14	18	21	26	52	74	126	
		St. Gebriel	80	70	60	63	56	60	196	193	389	
	9	Dagmawi Menilik	17	25	13	24	20	23	50	72	122	
		Kidist Silasse	42	38	21	19	14	26	77	83	160	
	10	Indian International	2	4	0	1			2	5	7	
		Mamallika	27	10	12	2	5	6	44	18	62	
		Melkam Ermjachin	60	51	26	24	26	30	112	105	217	
	<b>Total</b>			<b>1845</b>	<b>1772</b>	<b>1648</b>	<b>1421</b>	<b>1419</b>	<b>1540</b>	<b>4912</b>	<b>4733</b>	<b>9645</b>





Sub-City	Woreda	Schools	Stage One		Stage Two		Stage Three		TOTAL		TOTAL
			M	F	M	F	M	F	M	F	
Bole	1	Alpha Unique no.1	17	28	20	19	20	11	57	58	115
		Alpha Unique no.2	19	20	12	11	11	11	42	42	84
		Amsal	11	11	8	8	8	5	27	24	51
		Ayer Amba	52	43	54	45	48	45	154	133	287
		Bole county	11	15	11	13	7	7	29	35	64
		Charcter HallMark	36	30	17	21			53	51	104
		Cherry	14	9	13	16	13	15	40	40	80
		Meklite	14	12	8	11	4	9	26	32	58
		Mustaqbal	18	16	12	15	9	9	39	40	79
	2	Alpha Mesmat Yetesanachew	10	9	3	5			13	14	27
		Bright future			18	16	15	14	33	30	63
		Daughters of St. Anna	41	47	36	40	39	29	116	116	232
		8-Mar	24	34	23	18	26	25	73	77	150
		Prestigious	24	25	18	24	30	18	72	67	139
		School of Tomorrow	36	60	43	39	31	31	110	130	240
	3	Askuala	10	8	5	10	2	3	17	21	38
		Berhaneh Zare	21	22	18	18	15	15	54	55	109
		Gibson	92	98	66	72	112	90	270	260	530
		Macmilan	12	11	7	8	8	9	27	28	55
		Plael	7	8	8	6	5	9	20	23	43
	4	Abakira	9	9	6	3	3	6	18	18	36
		Elon	50	34	42	36	34	40	126	110	236
		Gateway International	7	7	12	9	10	11	29	27	56
		Makmilan Lem Branch	8	12	8	9	13	8	29	29	58
		Maria Rubatto	67	44	40	49	53	41	160	134	294
		Misirak Dil	38	33	27	28	28	21	93	82	175
		Reta	12	7	13	13	10	11	35	31	66
		School of Tomorrow	33	30	28	27	20	18	81	75	156
	5	Addis Raey	70	50	33	44	43	44	146	138	284
		Glory	22	18	19	14	32	20	73	52	125
		Kidist Mariam	10	3	4	3	8	5	22	11	33
		Maya	16	18	16	16	14	8	46	42	88
		Nura	30	32	22	14	18	7	70	53	123
		One planet International	31	24	28	29	26	29	85	82	167
		yenegew sew	25	28	11	24	20	16	56	68	124
	6	Ewket Chora	15	14	11	8	15	15	41	37	78
		Finot	7	6	13	10	10	7	30	23	53
		House of Kiddan Ethiopia	7	9	6	7	5	6	18	22	40
		Kidil ethiopia acadamy	12	7	13	13	13	15	38	35	73
		MisrakBer No.2	30	40	27	22	34	20	91	82	173
		Philia	22	14	6	4	6	3	34	21	55
		Pillar	25	14	11	13	13	14	49	41	90

# Education Statistics Annual Abstract 2008 E.C (2015/16 G.C)

Sub-City	Woreda	Schools	Stage One		Stage Two		Stage Three		TOTAL		TOTAL
			M	F	M	F	M	F	M	F	
Bole	7	Abenezer	53	51	52	55	35	38	140	144	284
		Eureka	16	9	8	9	8	11	32	29	61
		Glow	29	21	32	22	19	12	80	55	135
		Haweten	23	23	29	28	22	34	74	85	159
		Lool	26	21	14	17	13	7	53	45	98
		Maleda	35	29	30	18	20	20	85	67	152
		Mebl	20	20	3	5	1	2	24	27	51
		Merryland	11	12	10	11	16	14	37	37	74
		Mesalemya	28	23	36	31	28	28	92	82	174
		My Future	29	20	30	28	21	23	80	71	151
		Pediac	36	24	16	16	12	7	64	47	111
		Sealitemehret	15	6	13	22	15	11	43	39	82
		Ursoline Sisters Congregation	45	52	42	59	58	40	145	151	296
	8	Deborah	48	56	33	43	38	41	119	140	259
		Fountain Of Knowledg	66	70	65	67	71	72	202	209	411
		Nations New Hope	13	24	16	16	25	17	54	57	111
		Nejashi Ethio- Turkish Internat	12	17	12	8	3	6	27	31	58
		Olive	8	4	4	2	7	4	19	10	29
		Phlipher International	17	25	20	28	21	27	58	80	138
		Quest	2	16	12	14	9	9	23	39	62
		Safari	156	118	147	131	121	150	424	399	823
		Tinetota	3	2	5	1			8	3	11
		Trilliym International	27	27	27	25	21	20	75	72	147
		True Way Parent's	8	9	15	11	15	9	38	29	67
		Tsinat	33	22	12	20	13	12	58	54	112
		Young Rout English	74	82	104	94	91	90	269	266	535
	9	Abenezer	11	11	14	16	12	9	37	36	73
		Alimran	19	22	13	18	16	17	48	57	105
		Bole Addis	92	90	77	99	53	60	222	249	471
		Bole Genet	23	37	34	30	14	15	71	82	153
		Deliverance	31	23	25	30	29	32	85	85	170
		Eden	20	9	6	18	15	15	41	42	83
		Elshaday	48	28	45	38	34	28	127	94	221
Enafra		10	13	12	13	7	14	29	40	69	



Sub-City	Woreda	Schools	Stage One		Stage Two		Stage Three		TOTAL		TOTAL
			M	F	M	F	M	F	M	F	
Bole	9	Ethio Youth	11	15	26	10	7	8	44	33	77
		Goro	58	40	47	44	28	28	133	112	245
		Harmony Hills	46	26	14	11	12	20	72	57	129
		Nisir	33	26	25	23	17	22	75	71	146
		Pishon	32	28	33	26	34	22	99	76	175
		Raey	17	19	14	21	22	18	53	58	111
		Rose Mountain	10	18	12	7	9	13	31	38	69
		Shebu Ejersa	34	35	38	35	40	39	112	109	221
		Sifen Youth	13	10	11	13	10	9	34	32	66
		Siyane	10	7	11	12	9	11	30	30	60
		St. Gebreal	34	25	23	15	23	17	80	57	137
		Tseday Joy	42	23	14	17	3	4	59	44	103
		Yemisrach	27	27	19	12	7	7	53	46	99
	10	B.B.S No 1	6	5	10	13	11	10	27	28	55
		B.B.S No 2	28	32	21	16	23	24	72	72	144
		Beshale	54	65	54	48	31	26	139	139	278
		Children Eden	39	46	18	25	18	19	75	90	165
		Deliverance	20	31	10	9	13	10	43	50	93
		FA	15	13	15	14	10	11	40	38	78
		Safari	102	94	65	62	65	56	232	212	444
		Selam	12	11					12	11	23
		Tree Hill	21	12	13	8	10	3	44	23	67
		Yegna	33	39			8	1	41	40	81
		Zagol	32	12	22	22	25	22	79	56	135
	11	Dan Cookies	11	10	7	8	11	9	29	27	56
		Ethio Harbard	23	27	28	26	19	24	70	77	147
		Harmonious Life	42	41	43	27	45	37	130	105	235
		Hohe	13	14	5	3			18	17	35
		Lemi	20	31	33	16	48	38	101	85	186
		Nasa	19	9	13	13	15	28	47	50	97
		Netesebrak	8	12	9	9	10	10	27	31	58
		Queen Soliyana	13	13	17	9	11	11	41	33	74
		Rich in knowledge	14	12	11	10	10	9	35	31	66
		Vision	22	32	29	35	17	19	68	86	154
	12	A squer	26	34	14	10			40	44	84
		Activate	71	53	55	53	62	63	188	169	357
		Auxilium Catholic			43	69	58	64	101	133	234
		Bemnet	21	20	12	15	6	7	39	42	81
		Bole Bulbula	11	12	11	13	17	14	39	39	78

# Education Statistics Annual Abstract 2008 E.C (2015/16 G.C)

Sub-City	Woreda	Schools	Stage One		Stage Two		Stage Three		TOTAL		TOTAL
			M	F	M	F	M	F	M	F	
Bole	12	Bole Bulbula Medhanealem	29	21	22	29	27	22	78	72	150
		Bole Woregenu	86	79	48	46	38	35	172	160	332
		Bright Brain	20	22	14	12	14	14	48	48	96
		Cherry	23	18	16	16	15	15	54	49	103
		Ememuz	39	32	21	26	23	12	83	70	153
		Getachew Sheri	17	18	14	20	14	16	45	54	99
		Hope of Kids	45	30	19	23	14	7	78	60	138
		Rohobot	29	31	23	38	26	39	78	108	186
		School of Aygoda	25	32	23	22	16	13	64	67	131
		Yebulbula Raiey	82	65	32	22	24	21	138	108	246
	13	Addis International	52	48	47	58	33	40	132	146	278
		Atse Zereyakob	51	38	28	19	15	16	94	73	167
		Bole Community	39	35	39	28	33	29	111	92	203
		Bole Gerji	91	81	51	61	50	44	192	186	378
		Dibora	14	10	15	9	13	10	42	29	71
		Embute	24	25	27	23	26	25	77	73	150
		Gerji	11	19	10	8	7	9	28	36	64
		Hany	12	13	9	14	21	14	42	41	83
		Macmillan	19	20	13	19	20	17	52	56	108
		Miherete	27	35	25	31	21	26	73	92	165
		Sophists	60	58	26	41	34	32	120	131	251
		Super International	30	38	27	35	37	23	94	96	190
		Tikuret	19	21	7	10	12	6	38	37	75
		Tom And Jerry	7	7	11	9	8	10	26	26	52
		X-Less Educational Empire	12	16	16	24	17	19	45	59	104
	14	British International	15	23	13	10	22	23	50	56	106
		Council	20	20	17	11	20	18	57	49	106
		County	34	32	17	34	31	34	82	100	182
		Ethio Parent s'	79	69	65	65	90	90	234	224	458
		Focus	8	10	8	7	7	10	23	27	50
		Hidase	37	42	8	26	8	8	53	76	129
		Sheger Ville	13	8	15	15	16	10	44	33	77
		Super Holy Savior	29	19	26	25	32	14	87	58	145
		Unity	37	35	38	43	46	45	121	123	244
		Vision	56	55	49	59	63	59	168	173	341
	X-less	13	19	8	18	11	21	32	58	90	
<b>Total</b>			<b>4349</b>	<b>4098</b>	<b>3501</b>	<b>3588</b>	<b>3382</b>	<b>3193</b>	<b>11232</b>	<b>10879</b>	<b>22111</b>



Sub-City	Woreda	Schools	Stage One		Stage Two		Stage Three		TOTAL		TOTAL
			M	F	M	F	M	F	M	F	
Gullelie	1	Cherihom	43	35	42	27	22	31	107	93	200
		Connected in Hope	20	16	11	16	13	8	44	40	84
		Dill Betigil	31	40	54	44	53	50	138	134	272
		London	50	43	33	32	36	29	119	104	223
	2	Bitania	20	23	19	17	19	8	58	48	106
		Entoto Wongelawit	28	21	22	26	29	20	79	67	146
		Kebele 01/02	35	24	34	30	34	27	103	81	184
		Miracle	44	43	15	26	20	20	79	89	168
		Miskaye Hizunane Medhaniyalem	114	79	80	80	95	96	289	255	544
		Yekatit 12	24	30	21	17	35	30	80	77	157
	3	Atse Nakutoleab	29	40	32	25	28	17	89	82	171
		B.K.S Foundation	44	46	52	51	54	38	150	135	285
		Belatena	32	34	31	30	37	31	100	95	195
		Jerusalem	17	24	57	60	49	28	123	112	235
		M.Y	9	11	5	8	6	3	20	22	42
		Prince	15	12	2	7	11	4	28	23	51
	4	Atse Libene Dingle	20	17	37	33	34	27	91	77	168
		Atse Tekle Giorgis	10	17	11	12	18	17	39	46	85
		Kechene DebereSelam Vision	38	35	24	21	13	12	75	68	143
		Kibebe Tsehay	13	8	14	10	10	12	37	30	67
	5	Addis Birhan	49	56	45	50	40	41	134	147	281
		Elon No.1	16	9	15	16	36	42	67	67	134
		Elon No.2	26	24	31	12			57	36	93
		Eyerusalem	38	23	14	11	10	12	62	46	108
		Tanti	41	34	33	34	39	35	113	103	216
	6	Bright Future	23	12	14	21	13	21	50	54	104
		Entoto Freedom	11	16	10	12	11	17	32	45	77
		Entoto Hope for Children	14	16					14	16	30
		Fikere Lsera	132	129	57	59	65	67	254	255	509
		Prominence	18	7	4	9	7	10	29	26	55
Tinsae		12	17	10	16	4	11	26	44	70	
Voice for street children		15	13	21	32	13	17	49	62	111	

# Education Statistics Annual Abstract 2008 E.C (2015/16 G.C)

Sub-City	Woreda	Schools	Stage One		Stage Two		Stage Three		TOTAL		TOTAL
			M	F	M	F	M	F	M	F	
Gullelie	7	Addis Berhu Tesfa	43	38	44	38	34	40	121	116	237
		Addis Raey	47	45	36	20	26	31	109	96	205
		Adiss Tesfa Kokeb	20	10	6	10			26	20	46
		Agatos	29	29	17	7	11	11	57	47	104
		Dr.fish	14	13					14	13	27
		EB	99	76	72	47	102	66	273	189	462
		Hamle 19/67	41	38	30	38	39	31	110	107	217
		Lazarist	28	12	22	5	15	3	65	20	85
		Meseret	16	18	9	7	10	5	35	30	65
		St.Mary	0	88	0	86	0	84	0	258	258
	8	Amigonian	61	55	48	42	60	46	169	143	312
		Belay Zeleke	28	36	27	34	25	23	80	93	173
		Birhane Hilina	59	69	62	48	61	53	182	170	352
		Focus	43	46	29	34	41	32	113	112	225
		Gullele Adey Abeba	20	21	18	20	36	34	74	75	149
		Hope Land	37	33	43	26	31	33	111	92	203
		Kezen	28	30	13	19	25	21	66	70	136
		Rufael Holysavior	58	36	47	40	35	29	140	105	245
		Sentitiniious	14	8	9	6	9	8	32	22	54
		Sibilings	34	21	16	13	19	17	69	51	120
	9	Addis Ababa No.2	25	30	26	32	24	16	75	78	153
		Amigonian	31	35	35	24	31	23	97	82	179
		Dil Amba	47	33	39	27	29	29	115	89	204
		Enat	40	38	20	27			60	65	125
		Ethio-Parent	37	39	40	37	57	59	134	135	269
		Gullele Holisavior	35	33	43	31	39	39	117	103	220
		k/Azmach Andarge W/Giyorgis	57	45	46	29	47	46	150	120	270
		Meleket	27	26	6	3			33	29	62
		Merewa	27	34	31	35	27	31	85	100	185
		Nejashi	49	64	43	59	42	56	134	179	313
		Three S	19	28	13	12	8	10	40	50	90
	10	Almaz Ashne	11	8	6	8			17	16	33
		Azop	23	22	15	15	26	12	64	49	113
		Fikir	71	83	38	31	40	39	149	153	302
		Melkte	11	16	11	13	3	7	25	36	61
		Mieraf	24	27	38	40	30	37	92	104	196
		Wendim Gashe	23	15	13	12	16	15	52	42	94
		Yenegew Fre	26	21	23	15	12	15	61	51	112
	<b>Total</b>		<b>2333</b>	<b>2273</b>	<b>1884</b>	<b>1834</b>	<b>1864</b>	<b>1782</b>	<b>6081</b>	<b>5889</b>	<b>11970</b>



Sub-City	Woreda	Schools	Stage One		Stage Two		Stage Three		TOTAL		TOTAL
			M	F	M	F	M	F	M	F	
Kirkos	1	Abiyot Ermija	30	36	28	17	17	28	75	81	156
		Atse Tewodros	36	47	44	33	48	48	128	128	256
		Greek Community	42	45	24	22	32	34	98	101	199
		Menen Bez	30	28	10	8	6	8	46	44	90
		Piter Pan	71	60	16	25	50	38	137	123	260
		Urael	12	9	7	15			19	24	43
	2	Dandii Boru	94	83	88	100	96	97	278	280	558
		Hamle 1	9	12	17	6	7	11	33	29	62
		Kidun	51	43	39	25	27	25	117	93	210
		Melkam Ejoch	13	14	5	5	1	7	19	26	45
		Narod	35	26	20	27	22	23	77	76	153
		Netsanet Birhan	18	38	18	16	15	15	51	69	120
		New Grand	34	37	20	29	27	36	81	102	183
		School of Tomorrow	16	24	22	24	22	19	60	67	127
		Temenja Yazh	23	11	17	22	14	14	54	47	101
		Wake up Baby	20	17	12	9	7	8	39	34	73
	3	Adey Abeba	21	20	16	24	21	18	58	62	120
		Choice	24	13	18	20	23	16	65	49	114
		Feliper	22	17	50	40	32	43	104	100	204
		Future Talent	37	44	28	33	38	46	103	123	226
		Gubae									
		Egziabher/Mercy/	9	10	8	7	6	8	23	25	48
		Joy	18	12	9	15	13	11	40	38	78
	Yetebaberut Memihran	23	24	23	16	16	17	62	57	119	
	4	Amesos Family	16	13	17	14	16	19	49	46	95
		Berana play	8	12	6	5	5	6	19	23	42
		Birhan International	66	55			30	30	96	85	181
		Delight Youth	15	24	16	23	21	16	52	63	115
		Melektawi Tibeb Denagil	21	19	21	19	22	18	64	56	120
		Rafidom Youth	21	24	9	12	13	11	43	47	90
		Soliana	26	28	15	12	35	19	76	59	135
		Tibeb Gebeya	30	24	26	17	22	15	78	56	134
		Worha Yekatit	24	23	21	18	24	19	69	60	129
		Yewket Fana	23	23	14	30	25	23	62	76	138
	5	Chabod	27	44	38	32	36	35	101	111	212
		Ewket Minch	49	44	47	47	53	48	149	139	288
		Meserete Ethiopia	44	59	34	27	46	39	124	125	249
		Soliana	28	26	17	24	21	13	66	63	129
		Sunny Side	118	96	103	95	95	93	316	284	600

Sub-City	Woreda	Schools	Stage One		Stage Two		Stage Three		TOTAL		TOTAL	
			M	F	M	F	M	F	M	F		
Kirkos	6	Agazian No.1					8	7	8	7	15	
	8	Brass Youth	21	24	31	30	30	24	82	78	160	
		Himudika Kazanchis	18	18	4	8	2	10	24	36	60	
		Kazanchis										
		Mekaneyesus	53	35	16	17	10	17	79	69	148	
		Tinsae Birhan	25	33	21	32	23	27	69	92	161	
	9	Biherawi	26	29	32	27	47	28	105	84	189	
		Elshaday	13	15	12	11	11	13	36	39	75	
		Nexus Youth	28	20	22	29	25	24	75	73	148	
	10	Blue Bird No.4	25	41	36	33	43	34	104	108	212	
		Felege Yordanos	34	39	54	57	28	40	116	136	252	
		Walia	39	43	45	41	49	42	133	126	259	
	11	B.T.M	14	9	4	8	9	6	27	23	50	
		Blue Bird No.2	73	88			40	44	113	132	245	
		Fre Genet	8	19	9	14			17	33	50	
		New Life	18	16	18	11	14	12	50	39	89	
		Vikas	32	25	17	5	17	8	66	38	104	
		Wondmamach	14	30	15	28	18	14	47	72	119	
	<b>Total</b>			<b>1645</b>	<b>1668</b>	<b>1259</b>	<b>1264</b>	<b>1378</b>	<b>1324</b>	<b>4282</b>	<b>4256</b>	<b>8538</b>
	Kolfe-Keranio	1	Abune Basiliyos	103	84	65	39	111	76	279	199	478
Bemnet			36	23			14	12	50	35	85	
Best			56	37	31	43	38	45	125	125	250	
Beteseb			37	29	26	43	32	23	95	95	190	
Beza No.3			46	25	48	32	27	52	121	109	230	
Biruhe Tesfa			96	76	48	31	41	32	185	139	324	
Ethiopian Catholic Cherche			13	11	18	14	16	11	47	36	83	
Isahan			40	32	40	22	21	37	101	91	192	
Joint Vision			59	45	55	51	43	41	157	137	294	
Mar Youth			25	21	16	21	9	15	50	57	107	
Tigat			43	53	40	40	35	29	118	122	240	
Yehmidar			15	7	4	9	5	10	24	26	50	
2		Adteam	32	26	16	26	15	21	63	73	136	
		Ethio Hopes No.1	31	40	15	18	15	21	61	79	140	
		Ethio Hopes No.2	35	38	16	18	18	18	69	74	143	
		Haset	33	31	28	34			61	65	126	
		Hassen	38	42	18	15	7	13	63	70	133	
		Kiya	15	17	6	23	11	11	32	51	83	
Meweda	70	48	57	66	59	57	186	171	357			





Sub-City	Woreda	Schools	Stage One		Stage Two		Stage Three		TOTAL		TOTAL
			M	F	M	F	M	F	M	F	
Kolfe-Keranio	2	One Stop	27	15	26	41	26	18	79	74	153
		Repi Abel	19	19	25	29	33	31	77	79	156
		Repi Kale Hiwot	8	13	15	8	16	14	39	35	74
		Sun Rise	32	33	14	16	41	12	87	61	148
		Zewdnesht Tilaye	29	27	27	21	23	20	79	68	147
	3	Admas Berehan	10	3	9	4	4	7	23	14	37
		Alifeba	18	15	19	20	15	26	52	61	113
		Anedulues	22	20	23	31	24	22	69	73	142
		Atlas	72	51	73	31	77	25	222	107	329
		Beteseb	59	48	60	53	70	59	189	160	349
		Boaze	18	26	15	15	17	21	50	62	112
		Bright Hope	39	53	54	31	19	12	112	96	208
		Cheri or Chard	21	16	13	21	17	21	51	58	109
		East Africa	16	14	12	12	6	9	34	35	69
		Eiklas	38	27			34	32	72	59	131
		Elmenuere No.1	15	17	10	14	11	17	36	48	84
		Elmenuere No.2	6	8	5	11	6	7	17	26	43
		Fere	14	3	9	7			23	10	33
		Future Generation	9	11	19	20	15	16	43	47	90
		GM	17	15	9	12	10	18	36	45	81
		karakore	52	57	49	37	33	21	134	115	249
		Loza	22	20	20	20	15	22	57	62	119
		M.T	14	16	10	13	12	7	36	36	72
		Megefira	17	13	13	13	14	10	44	36	80
		Mesty key	10	15	14	12	14	12	38	39	77
		Mumetaz	37	34	36	29	19	22	92	85	177
		Muse	41	36	37	35	34	32	112	103	215
		Nejat	8	5	12	9	9	6	29	20	49
		Nigat	12	20	9	13	5	3	26	36	62
		Novel	12	15	12	18	14	11	38	44	82
		Oketve	27	24	25	23	12	26	64	73	137
		Prince	40	31	13	20	13	15	66	66	132
		Reverland	11	18	11	10	7	12	29	40	69
Rohobot	10	17	19	11	9	12	38	40	78		
Sarem	14	14	12	6	13	13	39	33	72		
Sweet kids	14	14	9	11	8	7	31	32	63		
Tesfa Ber	13	18	13	12	15	12	41	42	83		
Wimal	13	17	10	12	7	9	30	38	68		

# Education Statistics Annual Abstract 2008 E.C (2015/16 G.C)

Sub-City	Woreda	Schools	Stage One		Stage Two		Stage Three		TOTAL		TOTAL
			M	F	M	F	M	F	M	F	
Kofe-Keranio	4	Alfa Keranio	93	92	81	84	78	84	252	260	512
		Apple	50	45	36	33	15	13	101	91	192
		Brilliant	15	25					15	25	40
		Equilibrium	21	15	30	20	13	8	64	43	107
		Gasemfe	36	25	29	21	20	14	85	60	145
		Iman	23	22	25	21	17	20	65	63	128
		Jemo	79	67	35	29	26	26	140	122	262
		Jemo Shemachoche No.2	33	7	16	10	18	13	67	30	97
		Jemo Shemachoche No.3	38	27	19	20	25	22	82	69	151
		Lekuman	10	14	7	8	9	6	26	28	54
		Lemma Negawo	14	7	11	15	14	7	39	29	68
		Merci of The Holly Trinity	7	4	4	1	5	2	16	7	23
		Mery	10	10	3	5	3	6	16	21	37
		New Sayed	20	19	25	12	9	12	54	43	97
		Rising Sun	27	28	26	25	20	25	73	78	151
		Sun Flower	16	23	20	15	16	18	52	56	108
		Winners	25	18	23	16	13	15	61	49	110
		Yehemdar	56	48	50	44	47	42	153	134	287
	Yetwldid Tesfa	37	40	47	41	42	45	126	126	252	
	5	Addis Alem	17	8	18	7	20	11	55	26	81
		Addis Hiwot	25	32	46	46	32	22	103	100	203
		Akaki kalehiwot	60	45	46	40	33	39	139	124	263
		Awoliya No.2	26	16	20	20	18	23	64	59	123
		Bilen			56	63	14	21	70	84	154
		Emebezuhan	29	28	27	22	22	12	78	62	140
		Hiwot Berhan	15	14	12	13	20	14	47	41	88
		Keste Demena	28	30					28	30	58
		Matilida	17	15	6	6	14	8	37	29	66
Merit		22	30	45	26	30	29	97	85	182	
Shalom		9	14	16	5	8	12	33	31	64	
Successes		14	17	21	19	18	15	53	51	104	
Sweet Baby	20	15	15	20	9	10	44	45	89		
Tesfa Dirjit	49	53	53	49			102	102	204		



Sub-City	Woreda	Schools	Stage One		Stage Two		Stage Three		TOTAL		TOTAL
			M	F	M	F	M	F	M	F	
Kofe-Keranio	6	Beteseb					38	41	38	41	79
		Bigberg	13	8	3	4			16	12	28
		Bikolos Nur	24	34	27	33	33	39	84	106	190
		Birket	16	16	17	10	13	25	46	51	97
		Debre yidres kldus Giorgis	12	12	14	15	13	14	39	41	80
		Fruit	22	20	19	23	27	33	68	76	144
		M.E.S.T	17	18	9	12	6	3	32	33	65
		Olive	26	27	48	25	30	31	104	83	187
		Omega	21	19	19	16	14	17	54	52	106
		Renaissance	67	52	55	50	56	58	178	160	338
		Tsinat	15	11	10	12	10	9	35	32	67
		Weyra	44	25	24	26	23	24	91	75	166
		Yemane Birhane	71	76	59	51	59	51	189	178	367
	7	Abune Gorgoriyos	32	29	41	27	42	25	115	81	196
		Addis Tesfa	25	30	28	25	22	15	75	70	145
		Al Afiya No.1	49	51	26	24	34	41	109	116	225
		Al Afiya No.2	49	51	26	24	34	41	109	116	225
		Batsheba	19	18	12	13	13	14	44	45	89
		Beteseb	40	51	39	39			79	90	169
		Birhan	28	28					28	28	56
		Daliya	24	38	21	28	19	21	64	87	151
		Periskla	16	14	7	23	4	12	27	49	76
		Sefa No.1	19	23					19	23	42
		Sefa No.2			22	15	21	11	43	26	69
	Victory	31	37	37	37	27	31	95	105	200	
	8	Cheri	10	14	10	13	11	14	31	41	72
		EM	13	29	8	13	11	13	32	55	87
		Eseke	45	48	64	56	52	37	161	141	302
		Helina	39	47	39	37			78	84	162
		Kerniyo Medhanealem	43	22	54	30	83	57	180	109	289
		Nataniem	32	28	21	22	12	12	65	62	127
		Preskela	36	46	18	25	19	21	73	92	165
		Yididya No.1	18	8	8	4	14	12	40	24	64
Yididya No.2		33	40	37	48	44	33	114	121	235	

Sub-City	Woreda	Schools	Stage One		Stage Two		Stage Three		TOTAL		TOTAL
			M	F	M	F	M	F	M	F	
Kolfe-Keranio	9	Cruise	107	70	90	93	45	32	242	195	437
		Family	33	37	79	68			112	105	217
		Kebron	23	13	10	16	49	48	82	77	159
		Kumneger	13	9	8	7	12	5	33	21	54
		Meserete Ediget	94	107	69	80	63	45	226	232	458
		Moon Light	32	44	34	37	36	36	102	117	219
		Omega	54	41	19	49	48	37	121	127	248
		Sam	26	27	19	17	16	12	61	56	117
		yoha tsion	20	13	16	13	12	11	48	37	85
	10	Noterdam	40	47	20	21	24	22	84	90	174
		Piramid	21	21	25	21	15	14	61	56	117
		Selam Ber	25	23	114	98	106	122	245	243	488
		Sewasew Birhan	91	71	72	71	61	64	224	206	430
		Yididya	18	23	28	28	20	29	66	80	146
	11	Abbay	25	25	47	36	26	20	98	81	179
		Abem Youth	35	47	36	42	31	32	102	121	223
		Addis Youth	12	12	12	5	13	16	37	33	70
		Fere	42	46	19	12	6	9	67	67	134
		Readymade	74	53	37	41	28	37	139	131	270
	12	Al-Afia No.1	21	24	34	36	37	38	92	98	190
		Al-Afia No.2	25	22	16	17	14	13	55	52	107
		Al-Umhat	16	14	16	12	17	13	49	39	88
		Kolfe Mekena Yesus	50	52	24	21	31	22	105	95	200
	13	3A	37	23	31	27	14	16	82	66	148
		Ardi Youth	49	27	42	26	28	38	119	91	210
		Asko Progress	31	40	45	37	46	62	122	139	261
		Aster Bete Fikir			109	123			109	123	232
		Bashewam	65	53	77	53	72	60	214	166	380
		Biruh Ray	20	30	27	25	11	31	58	86	144
		Corner Stone	14	11	11	9	8	9	33	29	62
		Dagmawi Birhan	61	60	30	43	42	31	133	134	267
		Eyerusalem Akato	17	9	20	17	22	7	59	33	92
		Fares	16	11	13	15	6	11	35	37	72
		G.H	30	16	13	10	6	3	49	29	78
		Gibson Youth	49	44	30	19	62	38	141	101	242
		Hilina Top	9	11	6	7			15	18	33
		Icon	50	28	48	41	35	29	133	98	231
		Lemonland	45	43	47	44	46	42	138	129	267
		New Life	33	28	16	14	32	22	81	64	145
		Teri	31	41	38	40	52	48	121	129	250
	Umehat	22	12	8	7	4	4	34	23	57	



Sub-City	Woreda	Schools	Stage One		Stage Two		Stage Three		TOTAL		TOTAL
			M	F	M	F	M	F	M	F	
Kofe-Keranio	14	Asko Kalehiwot	18	14	14	13	17	15	49	42	91
		D A	7	8	6	5	3	5	16	18	34
		Fekreselam	8	14	13	9	7	13	28	36	64
		Geez	16	15	19	16	11	19	46	50	96
		Kebede Micheal	31	33	24	16	16	16	71	65	136
		Mirror	38	25	24	28	30	21	92	74	166
		Mishel	55	60	35	40	40	40	130	140	270
		School of Mail	22	26	21	22	23	28	66	76	142
		Selamawit	35	30	7	12	15	15	57	57	114
		St.John					37	45	37	45	82
		Wizdom	31	24	19	11	8	15	58	50	108
	15	Africa Dream	9	6	5	6	7	7	21	19	40
		Alqelem	35	30	37	33	32	33	104	96	200
		Amen	13	12	10	10	4	8	27	30	57
		Aster Salayesh	21	16	14	12	6	11	41	39	80
		Awelia	64	68	79	67	47	44	190	179	369
		Ekram	18	16	17	14			35	30	65
		Gulele Montesory	18	16	5	7	8	11	31	34	65
		Hermolan	33	18	29	11	30	15	92	44	136
		Kale Gov	11	12	12	12	17	20	40	44	84
		Kale Pub	30	25	20	14	16	6	66	45	111
		Kiku kids	11	13	8	18	16	20	35	51	86
		Nedi	30	23	6	15	10	12	46	50	96
<b>Total</b>			<b>5599</b>	<b>5158</b>	<b>4877</b>	<b>4571</b>	<b>4242</b>	<b>4059</b>	<b>14718</b>	<b>13788</b>	<b>28506</b>
Lideta	1	Abay Minch	38	31	36	37	29	23	103	91	194
		Intelligent Milliniya	42	40	31	35	40	50	113	125	238
		Meskerem 1	13	21	19	10	8	10	40	41	81
		Tsinat	29	30	22	24	17	23	68	77	145
	2	Ethio Canada	45	59	101	67	80	80	226	206	432
		Hiltops	34	30	50	33	32	42	116	105	221
		Mezgebe Brihan	25	26	22	18	21	20	68	64	132
		Ousman	24	28	26	21	16	13	66	62	128
		Selam	47	30	20	19	22	16	89	65	154
	3	Bilal	33	27	13	29	15	17	61	73	134
		Bright	20	23	16	16	3	3	39	42	81
		Britanica	60	45	55	41	56	43	171	129	300
		El-Home of kids	33	25	29	34	22	37	84	96	180
		Kebele 04/06	58	54	44	40	33	37	135	131	266

Sub-City	Woreda	Schools	Stage One		Stage Two		Stage Three		TOTAL		TOTAL	
			M	F	M	F	M	F	M	F		
Lideta	4	Birliance	41	39	22	18	25	15	88	72	160	
		Enat Ethiopia /Abdisa Aga/	39	29	46	37	16	22	101	88	189	
		Karamara	67	102	62	36	86	65	215	203	418	
		Kebele 29	57	48	37	37	26	31	120	116	236	
		Kebele 37	60	67	25	21	15	17	100	105	205	
		School of American Balcha	46	45	52	36	49	62	147	143	290	
		School of Americana Geja	17	18	9	17	6	7	32	42	74	
	5	Kebele 30	19	19	4	5	8	7	31	31	62	
		Kebele 41	25	30	21	23	15	15	61	68	129	
		Kebele 42	34	37	36	22	25	18	95	77	172	
	6	Edeget Besera	60	62	47	30	47	32	154	124	278	
	7	Abadir	59	40	50	46	46	33	155	119	274	
		Alsewen	49	43	32	20	24	31	105	94	199	
		Gola Birhan	88	74	88	77	99	97	275	248	523	
		Ruhama	39	33	28	27	19	17	86	77	163	
	8	Lideta Wongelawit	44	38					44	38	82	
		School of Americana	60	65	50	60	65	61	175	186	361	
		St.George	20	19	21	10	15	16	56	45	101	
		Tesfa kokeb	52	46	33	30	25	15	110	91	201	
	10	Frehiwot No.1	31	23	36	35	20	17	87	75	162	
		Good Neighbours					67	53	67	53	120	
		Lideta	10	14	5	7	5	8	20	29	49	
		Liza	26	17	20	10	10	13	56	40	96	
		True Hope	19	23	20	21	14	18	53	62	115	
	<b>Total</b>			<b>1463</b>	<b>1400</b>	<b>1228</b>	<b>1049</b>	<b>1121</b>	<b>1084</b>	<b>3812</b>	<b>3533</b>	<b>7345</b>
	Nefas Silk-Lafto	1	Air to Mojo	33	29	8	12			41	41	82
			B.S.C	23	11	9	17	8	8	40	36	76
			Bealpersim	9	5	1	2			10	7	17
			Beteseb	0	2	3	0			3	2	5
			Biyanbone	35	34	15	20	15	22	65	76	141
Boliam			5	5			3	0	8	5	13	
Briliant Youth			9	6	4	9	6	6	19	21	40	
Furi Mariyame			19	19	17	30			36	49	85	
Geez			9	9	2	3			11	12	23	
Genus Zone			19	9	6	6	3	3	28	18	46	
Gohe			36	30	28	9	15	9	79	48	127	



Sub-City	Woreda	Schools	Stage One		Stage Two		Stage Three		TOTAL		TOTAL
			M	F	M	F	M	F	M	F	
Nefas Silk-Lafto	1	Hana	64	52	93	70	86	96	243	218	461
		Hawi Dandiboru	59	40	38	37	35	33	132	110	242
		HB	16	20	19	5	4	4	39	29	68
		Hebron	23	33	7	8	5	6	35	47	82
		Hohte Berhan Kidst Dengle Mari	7	13	10	9	9	20	26	42	68
		Kal mal	20	20	23	19	22	13	65	52	117
		kasech	27	28	26	24	12	22	65	74	139
		Kuata	16	15	19	12	18	17	53	44	97
		Maruf	17	14	18	6	6	2	41	22	63
		Meserak	41	24	14	9	12	19	67	52	119
		Mount Olive	15	17	23	22	24	24	62	63	125
		My Dream Land	13	47	8	22	12	8	33	77	110
		New Fortune	15	11	10	12	10	4	35	27	62
		Neway challenge No.1	48	68	45	70	61	67	154	205	359
		Neway challenge No.2	51	45	79	63	66	58	196	166	362
		pinnacle	6	20	6	9	3	3	15	32	47
		Rebirth	21	17	7	5	5	3	33	25	58
		Rohama	1	13	7	9	3	7	11	29	40
		Stanford Addis	52	46	59	40	45	49	156	135	291
	Tsegereda No.1	15	12	22	19	25	19	62	50	112	
	Tsegereda No.2	31	31	16	23	13	17	60	71	131	
	2	Abyot Fre/ New Hope	20	14	12	18	5	8	37	40	77
		Addis Hiwot	19	22	16	21	25	25	60	68	128
		Addis Tesfa	15	14	14	14	14	15	43	43	86
		Alpha Blen	7	1	6	14	10	7	23	22	45
		C.S.S	44	45	24	22	29	24	97	91	188
		Champion	24	13	7	4	14	12	45	29	74
		Defrom	26	22	19	11	12	8	57	41	98
		Doliphen	32	40	11	16	16	23	59	79	138
		Future Generation	25	35	51	33	45	45	121	113	234
Great Ethiopia Transformation		14	26	14	12	12	18	40	56	96	
Hermon		17	16	12	12	8	8	37	36	73	
Hiber No.2	53	59	28	23	28	33	109	115	224		
Hunde Gudina	20	15	8	10	8	10	36	35	71		

Sub-City	Woreda	Schools	Stage One		Stage Two		Stage Three		TOTAL		TOTAL
			M	F	M	F	M	F	M	F	
Nefas Silk-Lafto	2	Impressing Hope	24	28	23	27	16	13	63	68	131
		Kids Vision	16	16	16	10	12	9	44	35	79
		Kore Birhan Wongel	8	8	4	8	12	4	24	20	44
		Limat	21	12	9	10	5	8	35	30	65
		Maleda	17	23	10	10	13	14	40	47	87
		Mekanisa K/Mikael	68	55	72	86	50	33	190	174	364
		Nigat	5	2	2	5	15	5	22	12	34
		Origin of knowledge	9	10	8	6	6	10	23	26	49
		Peer Paulo	23	22	24	21	19	17	66	60	126
		Pride	10	15	13	9	13	12	36	36	72
		Roman	13	19	13	17	16	14	42	50	92
		School of Excellence	13	11	5	10			18	21	39
		Sew Tsega	18	29	17	16	12	12	47	57	104
		St Mery	25	33	27	22	23	28	75	83	158
		Strong Hearts	11	19	10	13	17	12	38	44	82
		T W Trinity	34	14	22	19	16	27	72	60	132
		Vital	10	8	9	5	7	9	26	22	48
	Yeamide	24	19	11	12	12	8	47	39	86	
	3	Bisrate Gebriel International	55	64	62	54	56	45	173	163	336
		Captun Danagil	34	21	20	30	24	28	78	79	157
		Cruise	153	117	139	127	124	117	416	361	777
		Double	11	14	9	11	12	13	32	38	70
		Everest	8	6	4	6	4	2	16	14	30
		Light House	10	13	11	7	13	6	34	26	60
		Mekanisa Akababi	36	21	17	24	13	19	66	64	130
		Mekanisa Mekaneyesus	25	20	34	35	26	22	85	77	162
		Mekdela	17	28	21	30	20	22	58	80	138
		Modern	17	23	23	17	10	17	50	57	107
New English		46	38	73	78	14	15	133	131	264	
Ozone International	17	13	9	9	9	4	35	26	61		
Roben	23	21	14	13	15	13	52	47	99		
Robost	20	24	27	32	20	29	67	85	152		
Sara	8	14	10	10	4	4	22	28	50		
School of Tomorrow	89	89	106	108	70	99	265	296	561		





Sub-City	Woreda	Schools	Stage One		Stage Two		Stage Three		TOTAL		TOTAL
			M	F	M	F	M	F	M	F	
Nefas Silk-Lafto	3	SOS	28	33	30	30	28	27	86	90	176
		Spring of Knowledge	75	41	55	66	61	52	191	159	350
		Yeneta	17	21	23	16	15	13	55	50	105
	4	Gibson Youth	140	155	137	128	147	133	424	416	840
		Mekanisa Abadir			34	35	30	36	64	71	135
		School of Nation	19	12	27	22	32	26	78	60	138
		Tesfa	25	25	12	10	10	12	47	47	94
	5	Alexander	24	28	16	22	18	12	58	62	120
		F.M	13	17	20	16	17	19	50	52	102
		M.T	22	35	8	22	13	16	43	73	116
		Strivers	34	20	30	36	32	26	96	82	178
		sun cost	47	42	20	19	15	20	82	81	163
		Veronica	25	27	16	20	14	17	55	64	119
		Warka	11	20	18	11	11	4	40	35	75
	6	Ahadu Beteseb	15	18	11	15	11	13	37	46	83
		Atse Zereyakob	45	44	85	38	26	34	156	116	272
		Cordova	42	35	46	27	40	36	128	98	226
		Destiny Future	26	16	37	24	28	21	91	61	152
		Eldra			58	53	31	38	89	91	180
		Font	28	16	18	14	18	25	64	55	119
		Hawariyaw Petros	32	30	23	32	20	28	75	90	165
		Hibret	35	35	17	13	17	13	69	61	130
		Kids New Flower	46	44	60	51	37	45	143	140	283
		Nation Wide	31	29	30	30	27	22	88	81	169
		Netsanet Chora	40	21	34	35	30	28	104	84	188
		New visoin	18	16	11	7	4	4	33	27	60
		Nure Jemal/ Al Nure	26	19	21	16	8	19	55	54	109
		Sun Youth	19	6	15	6	4	6	38	18	56
		Tiruwork	39	41	38	27	26	33	103	101	204
	Zikire Teophlos	41	47	46	46	24	32	111	125	236	
	7	B.R..S	12	24	14	13	13	7	39	44	83
		Darcy	38	24	16	23			54	47	101
		Sabedy	13	18	8	10	9	7	30	35	65
		Salem	17	21	13	14	10	11	40	46	86
	8	Agazian No.2	41	38	24	39	34	20	99	97	196
		B.T.D	23	34	14	21	14	22	51	77	128
		Eddon	25	31	36	25	31	32	92	88	180
		Lemlem	12	18	12	18	13	7	37	43	80
		Mekerez	34	35	29	40	36	34	99	109	208
		Sibste Negasi	23	16	16	11	15	12	54	39	93

Sub-City	Woreda	Schools	Stage One		Stage Two		Stage Three		TOTAL		TOTAL
			M	F	M	F	M	F	M	F	
Nefas Silk-Lafto	9	Addis Amba	43	54	35	38	28	28	106	120	226
		Adey	17	17	18	11	6	14	41	42	83
		El-Bethel	54	47	48	61	62	63	164	171	335
		Falcon No.1	19	34	30	18	22	24	71	76	147
		Falcon No.2	27	21	34	30	18	20	79	71	150
		Falcon No.3	38	30	45	38	29	28	112	96	208
		School of Aygoda	20	23	13	13	8	9	41	45	86
		St. Kidanemihret	5	8	13	4	6	4	24	16	40
		Typify	30	18	12	17	11	11	53	46	99
	10	Abiyot Fana	58	48	47	68	52	45	157	161	318
		Eshakol	30	26	4	6	8	2	42	34	76
		Ethio- India	9	4	7	6	5	11	21	21	42
		Lesanco Hollins	18	18	17	8	10	9	45	35	80
		Nur Jemal	35	16	23	21	9	13	67	50	117
		Poc Rule Nasa	9	12	8	7	19	11	36	30	66
		Progress	28	22	27	23	18	19	73	64	137
		Promise Keepers	45	44	42	50	37	35	124	129	253
		Ruth	25	24	17	25	15	12	57	61	118
		sene 9	74	67	62	46	52	49	188	162	350
		Solomons	14	11	6	7	9	15	29	33	62
		TWS	25	30	20	35	7	8	52	73	125
		Yeneta Hahu	39	29	31	19	21	17	91	65	156
	11	Addis Hiwot	27	19	15	14	13	18	55	51	106
		Akilesiya	14	9	19	10	9	13	42	32	74
		Amen	13	11	13	16	10	10	36	37	73
		Ashkol	28	26	9	10	10	22	47	58	105
		Ashrok	42	40	26	24	19	16	87	80	167
		Efrata	12	21	19	10	18	19	49	50	99
		Ethio Genesis	14	19	17	17	10	9	41	45	86
		Ewuket Birhan	18	16	18	17	16	20	52	53	105
		Eyakebwehana	33	21	33	33	38	19	104	73	177
		Finote loza	42	41	34	28	23	27	99	96	195
		Genius	16	17	18	16	9	7	43	40	83
		Halet Comet	14	16	17	15	14	15	45	46	91
		Kotari	53	39	35	41	33	45	121	125	246
		Leule Mekonnen	22	18	20	15	22	15	64	48	112
Memory	14	11	15	14	17	11	46	36	82		
Metro	16	11	23	1	9	15	48	27	75		
Misale	17	15	14	11	12	13	43	39	82		



Sub-City	Woreda	Schools	Stage One		Stage Two		Stage Three		TOTAL		TOTAL	
			M	F	M	F	M	F	M	F		
Nefas Silk-Lafto	11	Rohobot vision	18	16	16	14	14	14	48	44	92	
		Saba Boru	15	7	15	12	10	12	40	31	71	
		Shalom	37	34	33	28	22	26	92	88	180	
		Sidon	43	45	36	24	32	32	111	101	212	
		Sinziro	33	36	17	22	25	21	75	79	154	
		Sweet Baby	7	8	5	6	5	3	17	17	34	
		Tseday	24	26	23	16	15	16	62	58	120	
		Yeabkal	14	16	18	20	14	15	46	51	97	
		Yerom	40	20	18	20	21	13	79	53	132	
	12	A.Y.B	14	5	11	6	10	5	35	16	51	
		Ab Info	32	27	29	26	40	41	101	94	195	
		Abune Paulos	35	38	25	22			60	60	120	
		Al Aldab No .2	14	18	11	5			25	23	48	
		Blue Nile	12	14	6	2	7	4	25	20	45	
		Elegant	7	8	3	3	3	1	13	12	25	
		Emanuel No.1	44	43	34	33	37	28	115	104	219	
		Emanuel No.2	52	36	36	32	28	21	116	89	205	
		Emyu	13	12	13	14	18	13	44	39	83	
		Future Generation										
		Hope no 2	35	31	33	37	42	36	110	104	214	
		Glow (M.L.W) No.1	17	13	13	14	14	7	44	34	78	
		Glow (M.L.W) No.2	14	18	11	5			25	23	48	
		Huluam	30	28	22	23	13	16	65	67	132	
		Joice	22	23	16	20	7	17	45	60	105	
		Lafto	38	34	28	29	24	29	90	92	182	
		Megabit 28	59	57	45	41	35	36	139	134	273	
		Ruth	17	16	16	14	11	13	44	43	87	
		South West	95	79	112	84	100	95	307	258	565	
	Sun Shine	15	10	13	8	11	8	39	26	65		
	Tsedal	42	34	23	35	29	31	94	100	194		
	13	Abune Gorgorios	90	75	77	61	75	60	242	196	438	
		Afomiya	22	16	25	25	16	22	63	63	126	
		Amba youth	20	22	5	5	5	5	30	32	62	
Apple		17	9	9	8	6	9	32	26	58		
Bi-Brest		17	13	17	19	19	16	53	48	101		
Daynamic		45	50	20	25	20	22	85	97	182		

Sub-City	Woreda	Schools	Stage One		Stage Two		Stage Three		TOTAL		TOTAL
			M	F	M	F	M	F	M	F	
Nefas Silk-Lafto	13	Dream	86	75	57	45	43	37	186	157	343
		Jemo	37	19	18	25	16	22	71	66	137
		Mark	93	114	58	59	48	55	199	228	427
		Miraf Teachers	32	12	21	18	17	16	70	46	116
		Nolawi	26	18	12	18	6	15	44	51	95
		Penel	52	47	31	18	25	20	108	85	193
		Rediet	35	45	39	41	41	39	115	125	240
		School of Indian	83	57	46	59	48	50	177	166	343
		Sefere Selam	24	14	18	13	8	10	50	37	87
		South West	116	145	141	146	137	131	394	422	816
		Sunny Land	20	15	10	13	10	24	40	52	92
		Super Star			8	18			8	18	26
		Unique	24	22	21	17	20	19	65	58	123
		Yanduaalem	37	33	14	8	21	14	72	55	127
<b>Total</b>			<b>5961</b>	<b>5594</b>	<b>5148</b>	<b>4908</b>	<b>4321</b>	<b>4307</b>	<b>15430</b>	<b>14809</b>	<b>30239</b>
Yeka	1	Akiya	14	10	14	8			28	18	46
		Atsnaf	21	18	8	18	16	24	45	60	105
		Emawayesh	24	26	34	25	16	19	74	70	144
		Genete Eyesus	11	17	16	14	1	3	28	34	62
		Habteselase Metasebiya	14	13	8	8	15	6	37	27	64
		Kidus Markos	61	72	34	29	38	30	133	131	264
		Miyaziya 23	27	28	34	14	21	20	82	62	144
		Montosoriyan	44	50	65	58	29	44	138	152	290
		Tigl lenetsanet			80	70	24	17	104	87	191
		2	Bridge For Life			4	8	4	5	8	13
	Brilliant		10	11	11	4	9	5	30	20	50
	Gurara Freedom		10	11	6	10	12	7	28	28	56
	Hirut Kale		29	33	14	17	26	13	69	63	132
	Hizbawiserawit		70	65	77	58	56	49	203	172	375
	Kidus Yared		11	12	15	7			26	19	45
	Lemlem		68	58	62	76	48	43	178	177	355
	Mekane Hiwot		16	15	16	13			32	28	60
	Miss Aki		28	23	19	20	20	16	67	59	126
	Nigst		12	17	13	15	16	3	41	35	76
	Rafidem		18	23	24	18	13	14	55	55	110
	Seble		11	10	23	22	21	15	55	47	102
	Yeha Science and Technology	30	43	37	27	18	18	85	88	173	



Sub-City	Woreda	Schools	Stage One		Stage Two		Stage Three		TOTAL		TOTAL
			M	F	M	F	M	F	M	F	
Yeka	3	Bella	47	26	47	42	40	31	134	99	233
		Birght child	11	16	10	8	9	12	30	36	66
		Characount	32	20	29	20	21	16	82	56	138
		Hibret Fire	37	36	26	23	26	25	89	84	173
		SeraMono	14	12	12	14	19	12	45	38	83
	4	Addis Berhan	11	20	15	22	16	13	42	55	97
		Andnet	26	37	15	19	10	17	51	73	124
		Karamara	25	36	43	47	58	47	126	130	256
		Kebena Adventist	20	12	20	11	23	15	63	38	101
	5	Bukaya	26	21	22	26	9	11	57	58	115
		Addis sew	18	7					18	7	25
		FA	42	37	24	17	27	18	93	72	165
		Kokebetsibah	15	12	14	17	14	23	43	52	95
		Yeka Primary	51	47	43	38	35	40	129	125	254
		Yeka Terara	49	46	31	32			80	78	158
	6	Birahn Guzo	16	21	13	4	7	13	36	38	74
		Crown Youth	16	19	20	24	17	19	53	62	115
		Ethiopia Andinet	36	48	39	34	43	34	118	116	234
		Flipper International	20	18	32	30	18	18	70	66	136
		Indian International	29	20	26	23	15	14	70	57	127
		kefa	22	18	13	15	17	13	52	46	98
		key kokeb	52	61	18	15	13	17	83	93	176
		Missford	34	54	34	36	32	51	100	141	241
		Nigat Kokeb	34	19	21	28	29	34	84	81	165
		Royal	12	9	8	9	9	9	29	27	56
		Temsalet 2000	13	18	11	15	9	11	33	44	77
		V-Nuvel	12	18	17	19	14	20	43	57	100
		Yetnebersh	16	14	8	11	13	7	37	32	69
	7	Adewa Ber	19	22	21	21	19	11	59	54	113
		Biruh	35	46	27	45	26	27	88	118	206
		Nobel	20	21	17	19	12	15	49	55	104
		St Mark	32	45	45	26	18	16	95	87	182
		Yeka Global	53	48			44	32	97	80	177
		Yeka Misrak Chora	26	27	37	36	33	25	96	88	184
	8	kebele 04	60	47	40	43	28	26	128	116	244
		Abiyot	28	23	26	21	20	19	74	63	137
		Bete-Egziabher	9	3	7	6	8	6	24	15	39
		Biruh Tesfa	36	33	21	32	29	30	86	95	181
		Blue Bird	28	36	83	60			111	96	207
		Goal	15	19	18	19	14	17	47	55	102
Magic Carpet		47	42	48	30	48	48	143	120	263	
Milkway		23	18	6	7	9	6	38	31	69	
Sarina		21	24	22	24	20	18	63	66	129	
School of Tomorrow		57	65	58	49	44	34	159	148	307	
St.Michael		24	24	34	51			58	75	133	

Sub-City	Woreda	Schools	Stage One		Stage Two		Stage Three		TOTAL		TOTAL
			M	F	M	F	M	F	M	F	
Yeka	9	Andinet International	79	81	61	42	53	46	193	169	362
		Bell Tower	16	19	11	10	5	8	32	37	69
		Cristolobe	14	15	9	9	6	6	29	30	59
		Deliverance	23	27	16	6	14	8	53	41	94
		Education for needy people ass	14	15	18	10	13	11	45	36	81
		Elbethel	30	21	28	32	29	26	87	79	166
		Ermoname	10	15	12	8	4	7	26	30	56
		Hill side	57	57	69	78	79	72	205	207	412
		Kotebe Adventist	20	18	19	13	13	15	52	46	98
		Kotebemekaneyesus	10	9	7	12	10	6	27	27	54
		Lucy			12	15	12	8	24	23	47
		Maramawit	9	7	8	10	3	3	20	20	40
		Mavis	20	19	15	12	21	18	56	49	105
		St.michael kotebe branch	25	23	34	27	28	18	87	68	155
		St.michael lamberet branch	23	31	17	23	12	18	52	72	124
		Worldwide orphans					34	38	34	38	72
		yeka kidanemihret	33	23	29	24	19	17	81	64	145
		Zehagere Gelila	20	13	3	6	9	4	32	23	55
	10	Alab No 1	19	13	10	9	6	11	35	33	68
		Alab No 2	41	33	21	11	11	10	73	54	127
		AMT	11	13	11	5	7	7	29	25	54
		Elmo	33	40	32	33	32	26	97	99	196
		Ethio Vision	27	18	16	15	20	14	63	47	110
		Eyor	53	48	38	25	27	27	118	100	218
		Fairway	21	22	32	13	14	16	67	51	118
		Flower	24	35					24	35	59
		Kidist Hana	27	34	21	21	17	17	65	72	137
		Salayish	95	99	129	132	95	77	319	308	627
Sello		22	23	22	34	34	28	78	85	163	
Sewite		12	13	12	12	17	21	41	46	87	
WK	22	20	29	26			51	46	97		
Yeametah	17	18	17	10	5	3	39	31	70		



## Education Statistics Annual Abstract 2008 E.C (2015/16 G.C)

Sub-City	Woreda	Schools	Stage One		Stage Two		Stage Three		TOTAL		TOTAL
			M	F	M	F	M	F	M	F	
Yeka	11	Macmillan	18	8	18	18	10	9	46	35	81
		Beza	12	14	12	6	14	5	38	25	63
		Birhan	7	1	5	6	7	4	19	11	30
		Deliverance	49	41	37	35	52	35	138	111	249
		Dja/wondrad	67	62	45	42	26	27	138	131	269
		Ecllecian Nuhamine	10	9	4	7	3	7	17	23	40
		Eden	15	12	11	13	8	14	34	39	73
		Edget Tajeb	33	18	16	11	24	17	73	46	119
		Elivent	14	20	13	12	9	13	36	45	81
		Excellency	12	14	18	11	12	10	42	35	77
		Fresh and Green	9	8	10	11	14	6	33	25	58
		Future Youth	18	17	10	13	12	15	40	45	85
		Hamer	6	18	15	14	17	7	38	39	77
		Happy Kids	12	12	10	10	7	4	29	26	55
		Helen	11	25	6	5	4	3	21	33	54
		Kotebe	17	12	14	9	12	11	43	32	75
		Magnet	120	94	120	98	140	101	380	293	673
		Marvel	20	20	14	19	17	20	51	59	110
		Meble teachers association	18	15	25	16	16	10	59	41	100
		Neway youth	28	28	13	14	21	11	62	53	115
		Rational	14	20	6	6	6	4	26	30	56
		Rigib	44	37	24	17	14	17	82	71	153
		Rohobot	16	10	16	9	14	18	46	37	83
		Selam children village			60	47	61	50	121	97	218
	Union	13	14	18	16	13	12	44	42	86	
	Universal	16	13	17	18	13	13	46	44	90	
	Wuleta	13	15	8	10	13	12	34	37	71	
	Yalemtehay Gebrehiwot	15	13	9	8	4	6	28	27	55	
	12	AB	5	12	11	12	5	9	21	33	54
		Abado	24	25	29	27	35	31	88	83	171
		Abiniki	8	8	12	7	5	7	25	22	47
		Ahayamiy Generation	8	3	12	12	10	12	30	27	57
		Borie	36	34					36	34	70
		Bright hope Family kids	44	33	26	26	33	33	103	92	195
Demeka		25	15					25	15	40	
Essayam		0	3					0	3	3	
Gebriel		27	19					27	19	46	
H/H One		22	23	5	11	6	7	33	41	74	
Happy Village Adiet		34	30	33	34	29	30	96	94	190	
Hiwot Tsion		22	18	11	7	9	8	42	33	75	
Kara Gabisa		12	11					12	11	23	
Karallo		51	32	37	36	26	26	114	94	208	
Kesatte Birhan	11	10	7	6	23	20	41	36	77		



# Education Statistics Annual Abstract 2008 E.C (2015/16 G.C)

Sub-City	Woreda	Schools	Stage One		Stage Two		Stage Three		TOTAL		TOTAL
			M	F	M	F	M	F	M	F	
Yeka	12	Kotebe Birhan Hiwot	71	82	65	69	87	86	223	237	460
		Kuliti	23	17					23	17	40
		Little Angles	6	7	3	1	2	5	11	13	24
		Mekilit No.2	28	19	13	15	50	43	91	77	168
		Meyora	17	17	23	21	1	3	41	41	82
		Michael	35	38					35	38	73
		Miraf	9	14	6	5	10	5	25	24	49
		Muse No.2	25	30	20	29	17	15	62	74	136
		New Sunlight	38	40	28	17	17	22	83	79	162
		Noele No 1	42	31	31	24	28	24	101	79	180
		Rakher	46	40	12	15	7	11	65	66	131
		Safe	8	11	6	12	12	9	26	32	58
		T S Rohobot	9	5			8	8	17	13	30
		Tsion	13	11	13	12	15	15	41	38	79
	13	Abune Gorgorios	75	55	57	38	47	30	179	123	302
		Argity Meri	19	19	29	23	19	25	67	67	134
		Barbi	18	23	20	16	10	11	48	50	98
		Betel	14	11	15	10	10	5	39	26	65
		Biruh	13	18			2	1	15	19	34
		BM twins	12	16	6	8	3	4	21	28	49
		Deliverance	24	28	31	46	33	39	88	113	201
		Eshcol	21	19	40	35	29	28	90	82	172
		Hana	33	26	23	21	18	21	74	68	142
		KAS	35	29	29	34	27	37	91	100	191
		Kipas	31	34	18	15	26	19	75	68	143
		Lina	22	20	13	10	17	20	52	50	102
		O-Zone	31	31	24	17	11	10	66	58	124
		School of Edmoro	25	20	11	10	13	8	49	38	87
		school of Tommorow	101	76	81	52	72	42	254	170	424
		St.Terza	24	26	29	52	20	26	73	104	177
		Three M	31	35	5	11	6	5	42	51	93
		Victory	3	3	4	4			7	7	14
Yeka Taffo	56	66	67	75	55	53	178	194	372		
<b>Total</b>		<b>4539</b>	<b>4405</b>	<b>3972</b>	<b>3686</b>	<b>3383</b>	<b>3081</b>	<b>11894</b>	<b>11172</b>	<b>23066</b>	
<b>Total Addis Ababa</b>		<b>32617</b>	<b>30832</b>	<b>27129</b>	<b>25835</b>	<b>24208</b>	<b>23451</b>	<b>83954</b>	<b>80118</b>	<b>164072</b>	





Enrollment by Primary Level All Regular & Evening (Government, Private And Other)

Sub-City	Woreda	SCHOOL	Grade 1		Grade 2		Grade 3		Grade 4		Grade 5		Grade 6		Grade 7		Grade 8		TOTAL			
			M	F	M	F	M	F	M	F	M	F	M	F	M	F	M	F	M	F	TOTAL	
			Grade 1		Grade 2		Grade 3		Grade 4		Grade 5		Grade 6		Grade 7		Grade 8		TOTAL			
1		Abadir No-1	15	10	10	15	4	13	9	12										38	50	88
			5	9	8	6	12	9	7	6	7	8	5	11	14	6	12	6	12	6	70	61
2		Britanica	40	33	53	32	38	25	23	23										154	123	277
			16	27	33	55	47	55	42	50	34	49	46	61	45	65	42	60	305	422	727	
3		Felege Hijwot	81	109	63	106	60	87	62	103	87	117	53	65	91	117	64	102	561	806	1367	
			8	10	5	2														13	12	25
4		Barak Youth	16	17	15	13	7	9	5	8	6	5	4	1						53	53	106
			26	82	40	70	32	49	50	80	61	86	37	59	62	81	68	106	376	613	989	
5		Birhanena Selam	67	108	105	123	99	115	128	133	84	118	96	158	116	133	120	129	815	1017	1832	
			15	15	8	8	11	10	6	10	8	10	9	4	7	11	9	7	73	75	148	
6		Honey Comb	26	24	28	26	20	30	26	25	20	30	20	21	30	41	31	212	216	428		
			50	33	54	67	47	59	48	81	69	86	48	66	86	86	71	90	473	568	1041	
7		Radical	8	25	16	15	13	23	16	9	0	65	0	37	0	35	0	35	53	244	297	
			28	64	46	84	41	61	49	68	40	47	39	47	48	49	32	51	323	471	794	
8		AL-Afa 18	39	51	32	30	30	25	24	19	22	22	20	19	29	21	11	14	207	201	408	
			41	44	22	34	31	56	55	51	53	66	59	64	76	89	76	82	413	486	899	
9		Mimoza Youth	50	49	55	63	63	52	67	58	64	71	82	85	95	83	74	100	550	561	1111	
			10	62	0	46	0	52	0	46	0	47	0	71	0	81	0	81	10	486	496	
10		Mirehay Ewuket	23	20	21	39	25	46	33	39	76	85	69	106	71	99	94	145	412	579	991	
			68	67	70	54	62	52	65	60	79	66	73	41	59	53	54	49	530	442	972	
11		Hibret Beljimet	33	41	26	24	22	36	39	46										120	147	267
			68	48	61	50	51	57	63	45	54	53	66	54	36	35	36	21	30	270	272	542
12		Phase Academy	21	32	29	20	31	48	55	66	30	48	21	49	52	55	39	44	278	362	640	
			40	65	47	44	42	71	55	67	44	53	30	64	79	79	35	55	372	498	870	
13		Felege Berhane	29	41	23	24	32	27	39	32	32	51	37	47	96	102	49	79	337	403	740	
			71	83	41	23	24	32	27	39	32	32	51	37	47	96	102	49	79	337	403	740
14		Bitwoded w/g/beshsh	134	186	86	138	78	114	69	94	116	125	88	112	66	79	71	85	708	933	1641	
			7	19	17	23	14	25	12	15									50	82	132	
15		Dagimawi Birhan	67	74	46	52	43	55	61	61	42	45	52	55	46	58	43	43	400	443	843	
			160	129	106	103	145	108	110	105	115	116	152	133	187	155	100	124	1075	973	2048	
16		Shawel Dema	8	7	6	7	8	4	7	7	10	9	8	7	2	13	8	11	57	68	125	
			13	15	12	11	19	30											44	56	100	
17		Yekaitit 23 liyu flagot	24	29	16	23	20	21	13	23	24	18	23	21	8	13	14	7	142	155	297	
			126	100	112	94	81	88	77	118	93	111	90	109	104	123	121	137	804	880	1684	
18		Dej/Geneme	69	137	70	120	73	111	97	133	146	193	112	165	145	173	143	168	855	1200	2055	
			35	53	33	43	28	43	34	43	33	33	32	59	37	55	49	62	281	391	672	
19		Keste Demena	6	7	6	7	5	7											17	21	38	
			6	7	6	7	5	7												17	21	38
20		Natanim	43	60	51	33	38	38	49	20	60	0	40	0	36	0	20	0	337	151	488	
			46	76	128	130	40	47	71	87									285	340	625	
21		Asere Hawariyat	60	54	79	90	61	75	79	98	136	123	120	108	145	156	110	165	790	869	1659	
			12	13	12	13	18	5	15	11	21	25	9	14					100	94	194	
<b>Total Addis Ketema</b>			<b>1704</b>	<b>2138</b>	<b>1691</b>	<b>1980</b>	<b>1579</b>	<b>1936</b>	<b>2104</b>	<b>1779</b>	<b>2123</b>	<b>1662</b>	<b>1996</b>	<b>1970</b>	<b>2255</b>	<b>1764</b>	<b>2257</b>	<b>13942</b>	<b>16789</b>	<b>30731</b>		



Sub-City	Woreda	SCHOOL	Grade 1		Grade 2		Grade 3		Grade 4		Grade 5		Grade 6		Grade 7		Grade 8		TOTAL			
			Grade 1		Grade 2		Grade 3		Grade 4		Grade 5		Grade 6		Grade 7		Grade 8		TOTAL			
			M	F	M	F	M	F	M	F	M	F	M	F	M	F	M	F	M	F	M	F
Akaki-Kaliti	Woreda	Akaki Adventist	48	57	50	48	34	37	49	52	72	60	64	68	88	111	103	96	508	529	1037	
		Akaki L'esperance Advent	8	21	25	14	18	16	21	28	30	28	30	28	25	26	34	33	32	183	193	376
		Akaki Menbere Hiwot	38	33	29	38	28	31	28	30	33	27	29	36	38	20	20	23	243	238	481	
		Akaki Mengist	179	150	58	77	55	103	64	92	91	91	91	97	92	106	128	164	764	880	1644	
		Alem Birhan	39	46	50	56	35	61	38	32	40	50	51	39	60	52	45	64	358	400	758	
		Beza	18	18	33	32	34	31	26	23	37	33	30	40	45	25	37	43	260	245	505	
		Biruh Tesfa	58	41	33	38	29	37	42	56	48	51	56	53	49	48	61	88	376	412	788	
		Fitawary Abayneh Metekia	106	127	62	78	64	82	81	94	88	121	115	98	75	101	105	119	706	820	1526	
		Andode	71	84	81	68	79	114	85	82	65	65	65	64	56	77	72	82	87	604	628	1232
		Beza	54	40	15	20	18	19	24	30										111	109	220
		Ethio- Japan Hidasie	53	53	62	77	53	57	56	69	55	88	40	57	47	47	48	33	44	399	493	892
		Atse Jewodros	106	166	106	117	97	117	117	140	114	106	123	113	127	129	129	131	156	921	1044	1965
		Ocean	36	60	59	48	38	36	31	23	24	23	26	22	22	19	19	13	12	246	243	489
		Selam Fre	44	89	52	72	56	61	71	73	72	116	63	87	53	71	52	50	463	619	1082	
		Abinzer No.1	25	52	36	29	28	19	25	27										114	127	241
Abinzer No.2																		94	121	215		
Altamira	18	17	14	12	14	12	11	12										57	53	110		
B.M.B./Enbutochu/	52	65	38	38	39	42	30	28	23	31	31	17	17	19	24	18	15	250	260	510		
Coliques No.1	29	21	25	31	15	27	20	17										89	96	185		
Coliques No.3																		54	62	116		
D.A.G.M	23	12	15	14	17	14	10	10										65	50	115		
Ethio National	168	142	124	149	136	124	100	127	133	115	593	109	109	87	118	78	84	1419	968	2387		
Gelan No.2	167	228	174	153	149	176	333	438						525	156	155	252	1630	1542	3172		
Ratey Yohannis	10	11	11	6	10	8	3	10										34	35	69		
Excellence	22	17	20	17	20	19	14	18	15	21	21	20	24	15	20	6	11	132	147	279		
Kality Bulbula	205	261	79	112	110	150	137	113	95	155	110	128	108	108	115	126	143	970	1177	2147		
Next Generation	11	7	7	13	7	10	8	5	4	3	4	4	10	4	10	3	6	48	64	112		
Tsedey No.1	23	18	20	19	19	11	8	14										70	62	132		
Tsedey No.2									16	7	7	8		6	10	11	5	40	30	70		
Ewiket Wegagen	22	35	24	37	17	34	25	31										88	137	225		
Hibret Chihbo	41	72	63	53	50	50	56	54	41	43	49	54	54	79	60	54	67	433	453	886		
Lesank Collins	21	17	20	10	13	12	16	11	16	13	17	10	17	10	17	6	12	126	97	223		
Mark Vision	28	26	11	30	16	16	20	11	17	21	14	20	22	10	12	9	140	143	283			
My Dream	11	17	9	15	6	13	9	11	9	15	12	7	7	12	9	13	19	81	106	187		
Scholar's Youth No.1	7	27	4	29	5	11	8	13	42	39	40	38	32	58	51	53	189	268	457			
Scholars Youth No.2	56	67	53	51	46	37	37	36										192	191	383		
school of Aygoda	21	39	24	27	23	17	36	22	33	38	38	64	29	45	33	52	41	298	246	544		
Tomti	13	12	17	16	7	18	9	18	7	14	7	5	11	11	11	6	9	75	109	184		



Sub-City	Woreda	SCHOOL	Grade 1		Grade 2		Grade 3		Grade 4		Grade 5		Grade 6		Grade 7		Grade 8		TOTAL						
			Grade 1		Grade 2		Grade 3		Grade 4		Grade 5		Grade 6		Grade 7		Grade 8		TOTAL						
			M	F	M	F	M	F	M	F	M	F	M	F	M	F	M	F	M	F	TOTAL				
7	A.A Maremiya	Biruk	24	18	12	10	18	14	10	11			51	22			13	5	38	33	102	60	162		
		Ethio Korea	164	160	79	87	86	65	92	90	133			135	133			83	63	37	53	676	651	1327	
		Furi	156	154	106	147	93	121	141	133	117	122	96	109	149	138	137	192	192	995	1116	2111			
		Gesem	16	5	10	11	5	8	8	6	9	4	4	6	6	3					58	43	101		
		Hasset	33	33	20	23	43	46													96	102	198		
		Kality	164	215	131	172	118	187	146	206	174	183	141	206	157	186	201	275	1232	1630	2862				
		Sina	16	16	14	8	9	15	14	10	18	9	16	19	16	17	16	13	119	107	226				
		Summer	20	13	11	18	21	18	10	12	23	14	14	19	5	12	7	9	111	115	226				
		T.L.	14	12	14	12	10	11	11	8											49	43	92		
		Dagim Lidet	13	7	11	6	9	10	5	5											38	28	66		
		Ethio Paradise	12	13	14	13	16	11	14	10	12	15	13	14	10	16	7	9	98	101	199				
8	Gelan No.1	Gelan No.1	104	201	109	176	116	173	121	188	139	152	144	185	213	221	187	260	1133	1556	2689				
		Hasset	21	16	16	16	19	14	15	13	31	41	32	21	32	25	17	21	183	167	350				
		Hibret	20	19	13	9	14	11	9	7										56	46	102			
		Nolawi	24	16	24	18	28	22	37	43	27	29	19	21	19	21	14	20	192	190	382				
		Papyrus No.1																							
		Papyrus No.2	14	13	16	9	14	25	17	16											61	63	124		
		School of England	19	9	11	12	6	10	4	5											40	36	76		
		School Of Indian No.1																							
		School Of Indian No.2	1	1	63	44	58	47	60	39	58	46	39	42	45	28	19	36	161	152	313				
		Seattle	33	37	27	27	24	23	22	18											106	105	211		
		Seattle																							
9	Sun Rise	Seattle																							
		Sun Rise	9	6	7	2	7	3																	
		Z.M	14	15	16	3	7	11	5	10															
		Kilinto	67	78	63	52	41	57	66	54	72	78	56	57	63	67	53	83	481	526	1007				
		Gelan Gura	10	27	33	25	37	54	34	41	36	43	28	30	36	29	52	49	289	298	587				
		Qersa	72	64	55	36	41	24	21	13															
		<b>Total Akaki-Kaliti</b>	<b>2894</b>	<b>3296</b>	<b>2378</b>	<b>2580</b>	<b>2225</b>	<b>2602</b>	<b>2506</b>	<b>2781</b>	<b>2221</b>	<b>2368</b>	<b>2556</b>	<b>2221</b>	<b>2709</b>	<b>2403</b>	<b>2278</b>	<b>2828</b>	<b>19767</b>	<b>21079</b>	<b>40846</b>				
		1	Africa Andenet No.1	Africa Andenet No.1	55	59	74	83	55	64	68	74	85	89	83	108	248	81	106	604	796	1400			
				Hibret	27	27	29	27	22	24	26	24	26	24	19	33	16	19	26	30	21	36	186	220	406
				John Of Kennedy	43	49	44	75	64	54	37	61	49	66	50	51	44	71	69	80	400	507	907		
				Lice G/Mariam	62	77	69	73	68	63	60	80	56	68	54	64	50	70	58	57	477	552	1029		
Lideta Catholic Cathedral	135			0	132	0	133	0	132	0	133	0	126	0	158	59	246	140	1195	199	1394				
Nativity Girls	0			198	0	198	0	191	0	186	0	188	0	175	0	182	0	162	0	1480	1480				
Dagnachew Fekadu	14			14	10	13	19	10	21	12											64	49	113		
Key kokeb	39			48	42	48	35	42	56	48	48	69	50	53	61	85	49	70	380	463	843				
Abebech Gobena	24			25	28	27	18	32	20	34	19	33	12	32	20	26	18	28	159	237	396				
Africa Andenet No.2	59			46	47	62	52	66	43	37	52	51	62	39	33	42	57	53	405	396	801				
Ali Ebanu Abutalib	15			16	18	15	16	12	9	9	4	4	11	9							73	65	138		
Najashi	62	79	52	60	59	42	49	36	45	35	41	31	27	26	27	22	362	331	693						
3	School Of Tomorrow	School Of Tomorrow	66	48	49	45	20	14	11	19	10	10								156	136	292			





Sub-City	Woreda	SCHOOL	Grade 1		Grade 2		Grade 3		Grade 4		Grade 5		Grade 6		Grade 7		Grade 8		TOTAL				
			M	F	M	F	M	F	M	F	M	F	M	F	M	F	M	F	M	F	M	F	TOTAL
Bole	1	Ayer Amba			60	55	47	61	37	36	36	57	48	46	37	65	84	110	349	430	779		
		Bole County	13	8	9	13	12	7	8	6									42	34	76		
		Bole Kale Heywet																					
		Character Hall Mark	13	22	30	24	19	14	29	18	21	25	31	30	33	47	46	42	41	140	151	291	
		Métes fère	57	81	47	51	42	28	50	55	55	56	57	55	60	44	64			351	396	747	
		promising	32	64	36	37	21	27	35	39	22	35	22	18	33	21	40	13	12	198	287	485	
		Alpha Mesmat Yetsanachew	0	4	4	5	4	3	5	3	3	9	7	8	7	8	8	11	12	49	49	98	
		Bright Future	16	17	20	18	17	19	19	17	15	11	24	26	15	26	21	24	13	157	142	299	
		Gibson Youth										79	59	64	64	63	64	51	56	257	243	500	
		8-Mar	50	69	42	74	29	75	40	61	44	66	53	63	73	118	89	140	420	666	1086		
		Prestigious Youth	24	28	22	26	29	23	28	25	24	26	28	29	31	34	28	31	214	222	436		
		School of Tomorrow	38	52	35	31	33	36	42	34	41	44	41	44	31	28	25	20	21	265	266	531	
		Berhanç Zare	50	114	41	77	61	102	59	85	49	82	53	70	63	98	59	125	435	753	1188		
		Bole Debrisaleme Medhanealme Ca	15	15	16	14	17	12	16	14										64	55	119	
		British International																					
Gibson	86	85	102	96	72	68	71	76										331	325	656			
Elon	72	72			26	14	19	24	13	13	13	22	22					12	164	148	312		
Hill Side	28	36	23	16	42	21	16	26	18	32	18	34	23	14	19	23	29	198	202	400			
Maria Rubaito	25	32	35	33	53	65	17	45	28	31				26	34			184	240	424			
Misirak Dil	37	55	67	85	47	75	51	96	55	85	55	59	83	64	87	65	101	445	667	1112			
Abaqira	11	9	6	4	8	2	4	10	3	7	8	10	5	5	3	0	48	47	95				
Addis Raey	53	126	50	92	30	90	40	88	44	90	47	85	50	82	69	113	383	766	1149				
Gateway International	10	12	13	9	10	12	10	10	7	11	10	8	5	10	7	5	72	77	149				
Glory	21	30	29	25	31	22	24	23	21	24	22	21	22	14	23	14	22	176	190	366			
Kidist Mariam	6	3	6	4	2	3	3	3	3	5	1	8	4	3	8	4	4	37	30	67			
Kidus Yared Primary	9	15	9	15	18	9	9	10	14	8	23	33						82	90	172			
Niura	18	12	14	8	7	14	11	4	8	3	5	4	5	10	3	3	3	71	58	129			
One planet International	25	21	23	24	18	24	14	11	11	20	6	10	17	15	5	6	119	131	250				
Yenegeew sew	20	30	17	14	6	12	14	11	10	12	12	10	15	7	14	9	108	105	213				
Ewket Chora	16	19	13	13	10	11	10	9	3	6	5	9	4	8	6	4	67	79	146				
Kidist Mariam	11	5	7	9	14	11	3	9	15	11	11	18	18	10	18	21	97	94	191				
Lion Heart	2	4																4	6	10			
Makdy	10	17	17	14	12	8	12	12	11	15	10	12	9	10	6	8	87	96	183				
Misirak Ber No.2	44	57	51	64	97	124	95	123	91	113	126	189	189	65	77	79	145	648	892	1540			
Pillar	15	16	17	15	11	12	10	14	11	8	12	10	10	10	11	13	9	99	95	194			
Vision	83	80	75	87	74	71	76	60	51	57	64	53	45	45	71	59	54	527	533	1060			
Alpha Unique	26	36	45	40	10	16	10	12										91	104	195			
Gedam Stawryan	65	100	67	91	72	107	143	196	24	38	107	106	98	128	151	155	727	921	1648				
Glow	8	16	7	9	14	12	9	12										38	49	87			
Haweton	34	32	19	23	24	18	24	29	24	21	21	24	18	13	13	21	177	181	358				
Maranata	12	8	16	12	17	15	14	13	21	11	17	15	13	12	8	13	118	99	217				
Mebi Teachers Union	13	10	14	13	2	7												29	30	59			
Merryland	19	21	19	16	12	12	17	11										67	60	127			



Sub-City	Woreda	SCHOOL	Grade 1		Grade 2		Grade 3		Grade 4		Grade 5		Grade 6		Grade 7		Grade 8		TOTAL				
			M	F	M	F	M	F	M	F	M	F	M	F	M	F	M	F	M	F	M	F	TOTAL
7		Meserak Ber No. 1	85	120	67	90	78	89	66	72	69	93	65	77	110	122	89	138	629	801	1430		
		My Future	26	12	11	9	4	16	6	10									47	47	94		
		Our Era	19	7	10	17	11	9	11	7	17	22	13	18	14	12	13	10	108	102	210		
		The Macmillan Jackcross Branch	21	21	21	20	18	8	15	11	7	26	17	16	12	23	16	26	28	166	133	299	
		Third millennium	11	11	6	11	6	7	8	6										31	35	66	
		Deborah	33	31	29	27	37	28	23	22	30	28	34	30	31	39	29	28	246	233	479		
		Eden	11	9	17	12	7	15	13	16	15	19	10	18	13	16	15	27	101	132	233		
		Nations New Hope	13	14	13	21	8	10	9	10	5	10	5	7	10	8	10	15	73	98	171		
		Philopatir Canadian Internatio	10	12			2	4	5	4	2	3								19	23	42	
		Phlipher International	9	11	6	4	2	4	5	4	2	3								24	26	50	
		Safari	143	138	130	140	129	125	105	102	122	97	97	118	129	129	85	108	940	957	1897		
		Trillium International	13	21	25	18	17	13	12	11	9	10	8	11	7	4	8	6	99	94	193		
		True Way Parent's	11	6	5	10	4	5	9	7									58	29	28	57	
		Y.R.S																		88	67	155	
8		Young Rout English									48	41	35	55					83	96	179		
		Bole Addis	241	277	132	179	154	250	139	188	177	205	160	180	177	233	115	198	1295	1710	3005		
		Bole Genet	25	27	19	15	11	13	4	15									59	70	129		
		Deliverance	30	25	33	28	33	13	30	31	42	35	40	31	38	42	28	33	274	238	512		
		EIshaday	48	59	31	36													79	95	174		
		Ethio Harvard	22	33	11	17	17	19	18	23	23	17	23	30	18	17	22	13	26	151	175	326	
		Ethio Youth	16	11	10	4	0	6												26	21	47	
		Goro	310	423	346	372	176	214	226	287	287	275	444	252	320	256	285	211	309	2052	2654	4706	
		Harmony Hills	18	17	15	21	23	10	14	13										70	61	131	
		Nisir New Generation	18	14	6	6	7	5	4	6										35	31	66	
		Pishon	12	16	5	11	4	3												21	30	51	
		Quest	9	13	10	7	3	2	11	7										33	29	62	
		Raey	20	21	20	20	19	20	19	13										78	74	152	
		Shibu Ejersa	42	37	29	26	19	26	18	20	18	28	18	28	58	56		37	31	221	224	445	
9		B B S	38	36	34	41	28	39	30	28	19	24	21	21	18	12	7	13	195	214	409		
		Beshale	38	29	24	22	11	12	8	7	4	3							85	73	158		
		Cheffee	209	267	145	139	100	159	105	147	112	154	90	117	109	162	76	136	946	1281	2227		
		Ethio- China Friendship	85	82	178	154	98	122	87	121	95	97	112	94	118	85	61	108	834	863	1697		
		Meri	153	156	121	121	93	107	69	115	85	90	64	97	87	107	95	124	767	917	1684		
		Safari	44	58	47	58	47	34	36	30	27	28	22	24					223	232	455		
		Yeka Bole	52	72	132	89	51	38	41	30	19	12	11	13					306	254	560		
		Al-Imran	10	14			16	20	4	7									30	41	71		
		Dani Cookies	7	9	1	5	2	3	4	4	4	2	4	5	6	4	7	9	4	36	40	76	
		Harmonious Life	43	47	42	50	43	42	28	29	22	21	19	23	12	8			209	220	429		
		Lenni	129	107	39	41	31	28	30	31	40	33	40	20	20	17	26	11	26	317	312	629	
		Netsebrak	6	5	7	5	5	2	5	2	5									30	20	50	
		Pediac	26	35	5	7	13	6	8	4	19	22	41	26	25	12				137	112	249	
		Queen Soliyana	8	9	12	8	12	7	12	10	10	19	15	12	11	17	20	14	6	106	86	192	



Sub-City	Woreda	SCHOOL	Grade 1		Grade 2		Grade 3		Grade 4		Grade 5		Grade 6		Grade 7		Grade 8		TOTAL		TOTAL				
			M	F	M	F	M	F	M	F	M	F	M	F	M	F	M	F	M	F		M	F		
																								TOTAL	
12		Auxilium Catholic	64	46	39	64	40	57	46	44	35	65	47	51							271	327	598		
		Bole Bulbula Medhanealem	20	24	16	25	19	18	9	11											64	78	142		
		Bole Woregegnu	66	90	85	97	61	71	102	91	89	88	83	98	73	82	39	48	598	665	126	113	239		
		Bright Brain	30	19	23	18	17	16	17	16	17	8	9	10	6	10	5	18	14	15	27	153	182	335	
		Emermuz	31	31	21	27	21	25	16	17	21	18	10	23							27	30	57		
		Getachew Sheri	11	8	4	8	7	5	5	9															
		School of Aygoda	22	13	21	20	21	15	18	11	14	12	12	18	13						14	18	128	102	230
		Yebulbula Raey	198	271	143	149	84	130	90	127	95	127	108	120	130	145	95	118	943	1187	2130			2130	
		Addis International	52	58	41	32	48	39	42	29	42	22	22	35	29	33	17	26	303	267	32	28	60		
		Atse zereyakob	10	10	10	7	7	3	5	8															
		Bole Community	48	37	66	74	45	69	19	30	97	97	88	90	109	119	141	164	613	680	1378	2096	3474		
		Bole Gerji	106	217	191	269	123	191	128	203	197	310	214	283	198	269	221	354	1378	2096	3474			3474	
		Dibora	13	10	12	14	11	15	9	10	10	8	9	14	10	19	18	15	92	105	183	176	359		
		Embuta	24	20	18	24	18	22	26	20	20	23	26	21	21	25	30	21	183	176	33	39	72		
Hany	16	12	12	15	3	6	2	6																	
Sophists	41	29	20	22	23	19	21	12	6	5															
Super International	25	26	26	19	24	23	19	18	19	24	19	24	19	15	15	12	165	152	111	87	198				
Tikuret	16	29	30	24	19	12	13	18	21	17	22	17	22	18	13	8	22	147	152	117	132	249			
X-Less Educational Empire	19	23	17	12	11	23	9	12	18	17	17	17	15	13	14	13	16	117	112	112	122	234			
British International council	40	30	24	26	16	27	22	26	10	13															
Counry	16	21	19	18	11	18	10	14	13	17	9	16	11	14	14	14	103	132	112	103	132	235			
Ethio Parent s'	37	33	37	25	29	21	18	24	41	20	27	17	17	19	10	15	216	174	216	174	390				
Excutive	94	83	90	91	72	67	78	79	84	74	74	90	80	98	92	95	696	661	64	70	134				
Hidase	28	26	19	21	11	18	6	5																	
Maya	75	131	85	144	55	133	98	140	85	175	111	168	92	179	337	235	938	1305	45	41	86				
Sheger Ville	6	10	7	8	4	3	5	4	4	4	4	6	2	5	6	7	4	4	45	41	86				
Super Holy Seviar	13	13	14	11	12	6	8	3	3	3	27	31	33	43	23	36	241	276	47	33	80				
Unity	26	32	31	32	18	33	33	40	36	27	31	33	33	43	23	36	241	276	47	33	80				
X-Less	17	18	21	21	24	27	13	10	11	8	11	6	6	8	6	3	8	108	104	108	104	212			
14		<b>Total Bole</b>	<b>4333</b>	<b>5127</b>	<b>4067</b>	<b>4439</b>	<b>3275</b>	<b>3914</b>	<b>3215</b>	<b>3828</b>	<b>3211</b>	<b>3884</b>	<b>3295</b>	<b>3755</b>	<b>3177</b>	<b>3759</b>	<b>3141</b>	<b>3986</b>	<b>27714</b>	<b>32692</b>	<b>60406</b>				
		Dill Betigil	92	185	101	141	109	158	132	114	142	163	217	169	214	167	206	1065	1395	1065	1395	2460			
		Entoto Mariam	43	34	22	34	17	9	2	3															
		London	27	43	11	15	9	17	2																
		Quskuam Taytu Bitul	72	66	88	96	107	107	144	119	121	103	83	84	151	152	85	93	851	820	851	820	1671		
		Addis Tesfa	49	37	35	50	50	59	61	62	48	63	19	32	30	27	56	63	348	393	348	393	741		
		Entoto Wongelawit	23	27	26	29	35	23	36	34	29	26	26	26	26	39	31	35	206	213	206	213	419		
		Miskaye Hizunan	106	94	117	94	96	98	120	94	96	136	131	136	158	166	193	252	1017	1070	1017	1070	2087		
		Prominence	6	10	9	10	10	8	4	2															
		Voice For Street Children									19	20	15	16	15	14	8	10	57	60	29	30	59		
		Atse Nakutoleab	12	28	14	20	18	16	23	34	21	24	22	34	20	28	35	30	165	214	165	214	379		
		Belatena	51	58	34	45	36	29	44	43	36	31	25	25	12	20	13	2	251	253	251	253	504		
		Jerusalem	65	110	115	87	120	132	118	153	118	132	109	263	137	138	99	169	881	1184	881	1184	2065		



Sub-City	Woreda	SCHOOL	Grade 1		Grade 2		Grade 3		Grade 4		Grade 5		Grade 6		Grade 7		Grade 8		TOTAL				
			M	F	M	F	M	F	M	F	M	F	M	F	M	F	M	F	M	F	TOTAL		
			TOTAL		TOTAL		TOTAL		TOTAL		TOTAL		TOTAL		TOTAL		TOTAL		TOTAL		TOTAL		
3		Miracle	13	19	9	7	4	4												26	30	56	
		Tsehay Chora	31	122	52	88	35	158	44	105	44	105	65	142	48	116	62	151	78	168	415	1050	1465
		Voice For Street Children	24	22	17	26	12	21	20	27											73	96	169
4		Aise Libne Dingil	22	33	34	50	17	52	27	55	50	91	32	65	44	93	63	128	289	567	856		
		Atse Teklegiorgis	41	41	40	27	37	37	43	28	35	42	33	27	41	57	41	57	12	34	282	293	575
		Elon	36	36	31	43	30	30	21	16	30	22	18	16	16	15	5	15	187	193	380		
5		Addis Birhan	132	122	98	95	88	116	120	132	126	112	120	124	124	181	149	157	957	1039	1996		
		Addis Zemen	113	114	96	101	101	107	140	133	98	150	71	122	82	106	121	160	822	993	1815		
		Tinsae	18	21	19	18	14	8	8	9									59	56	115		
6		Addis Tesfa Kokeb	20	10																20	10	30	
		Amigonian	83	73	70	55	69	57	72	54	80	46	76	55	72	49	48	46	570	435	1005		
		Elbethel	101	61	93	52	92	63	86	55	67	40	72	45	55	60	62	46	628	422	1050		
7		Ethiopian Hidasie	58	65	80	97	78	105	89	84	87	106	115	117	96	101	113	117	716	792	1508		
		Hamle 19/67	80	193	72	129	57	100	63	118	94	120	67	84	65	94	76	100	574	938	1512		
		Lazarist Catholic	41	11	67	50	45	27	56	43	79	66	89	61	100	54	87	105	564	417	981		
8		St Mary Catholic	0	101	0	143	0	148	0	142	0	98	0	135	0	147	0	98	0	1012	1012		
		Belay Zeleke	77	208	51	82	53	145	86	119	57	107	75	123	127	124	113	181	639	1089	1728		
		Birhane Hifina	94	154	136	129	87	127	88	112	104	120	107	128	94	115	87	139	797	1024	1821		
9		Focus	18	18	27	21	27	13	24	6									96	58	154		
		Hope Land	32	14	22	13	21	12	10	15									85	54	139		
		Rufael Holyaviour	37	46	35	25	33	21	21	22	18	30	26	16	28	24	21	23	219	207	426		
10		Siblings	10	12	17	10	5	6	4	4									36	32	68		
		Addis Ababa No.1	44	64	28	62	37	70	56	84	47	71	52	76	71	96	96	154	431	677	1108		
		Addis Ababa No.2	41	44	24	35	20	40	35	48	24	37	27	28	39	58	32	46	242	336	578		
9		Enat	28	18	33	22	27	31	27	25	18	27	29	22					162	145	307		
		Ethio-parent	38	40	51	43	51	33	42	41	44	39	45	38	47	55	44	24	362	313	675		
		Gullelie Holyaviour	27	31	40	37	28	28	17	27	49	27	40	13	24	27	44	22	269	212	481		
9		K/Azmach Andarge Woldegiorgis	65	44	54	43	42	44	44	31	36	43	40	41	41	31	46	34	368	311	679		
		Kelem Amba	24	43	18	48	23	51	29	39	33	34	37	47	29	44	47	53	240	359	599		
		Medhanealem	81	133	76	105	78	143	89	131	132	167	111	174	122	159	175	258	864	1270	2134		
9		Merewa	25	31	26	29	28	26	24	15	25	21	20	22	17	22	18	5	183	171	354		
		Phase	72	68	60	56													132	124	256		
		School Of Tomorrow	1	6			26	25	20	25	16	17	22	19	18	18	11	17	114	127	241		
9		Sumeiya	37	62	36	32	50	28	27	32	25	40	29	35	35	29	31	38	270	296	566		
		Three S	11	13	9	9	5	6	7	9									32	37	69		
		Enat														27	25	30	28	57	53	110	
10		Ezop	20	24	11	7	5	11	8	8	3	13							47	63	110		
		Fikir	24	18	30	24	31	24	27	20	20	28	23	15	20	24	17	25	192	178	370		
		Imperial																					
10		Mieraf	40	69	57	70	34	35	25	35	50	62	49	62	39	54	44	65	338	452	790		
		Wendim Gashe	14	16	15	14	12	14	12	12	9	9	10	11	13	10	14	17	99	103	202		
		Yenegew Fre	17	16	11	14	11	18	12	21	15	11	21	21	21	11	17	15	8	113	126	239	
		<b>Total Gullelie</b>	<b>2213</b>	<b>2901</b>	<b>2214</b>	<b>2550</b>	<b>2011</b>	<b>2646</b>	<b>2224</b>	<b>2547</b>	<b>2171</b>	<b>2638</b>	<b>2119</b>	<b>2711</b>	<b>2307</b>	<b>2865</b>	<b>2428</b>	<b>3210</b>	<b>17687</b>	<b>22048</b>	<b>39735</b>		





Sub-City	Woreda	SCHOOL	Grade 1		Grade 2		Grade 3		Grade 4		Grade 5		Grade 6		Grade 7		Grade 8		TOTAL			
			Grade 1		Grade 2		Grade 3		Grade 4		Grade 5		Grade 6		Grade 7		Grade 8		TOTAL			
			M	F	M	F	M	F	M	F	M	F	M	F	M	F	M	F	M	F	TOTAL	
Kirkos	1	Abiyot Ermija	20	42	22	35	13	23	25	25	21	33	26	36	22	45	35	59	184	298	482	
		Aste Tewodros	68	110	56	86	94	105	78	90	81	93	81	81	82	98	98	139	638	802	1440	
		Greek Community	36	42	48	36	44	36	40	42	46	39	36	44	40	42	44	39	334	320	654	
		Kids Paradise	16	14	22	17	15	12	20	14	15	12	14	15	12	17	14	16	16	133	114	247
		Urael	9	28	14	26	19	32	19	25	9	25	16	25	13	28	31	48	130	237	367	
		Assay Public	79	62	54	70	74	67	64	43	78	72	75	75	64	91	69	65	557	545	1102	
		Dandi Boru	123	103	99	80	75	96	98	91	86	69	71	87	74	80	74	90	700	696	1396	
		Hamle 1	4	17	12	13	6	5	18	14	13	14	15	7	16	21	18	16	102	107	209	
		Narod	12	7	5	5	7	9	9	6	7								30	28	58	
		Netsanet Birhan	56	113	68	108	65	125	68	140	88	145	84	162	90	170	83	179	602	1142	1744	
		School of Tomorrow	24	24	23	18	12	11												59	53	112
		Temenja Yazh	27	44	19	30	32	44	23	45	34	76	39	53	50	64	51	90	275	446	721	
		Adey Abeba	23	26	12	23	19	18	23	16	20	25	23	19	25	31	23	28	168	186	354	
		Choice	21	15	15	11	25	17	10	19	8	12	7	10	28	10	16	18	130	112	242	
		Future Talent	37	40	31	47	33	39	38	43	52	46	44	43	36	33	59	40	330	331	661	
Joy	17	16	21	12	13	16	8	8	7	8	9	3	3	2	6	8	84	73	157			
Mercy	8	6	15	14	9	7	4	7									36	34	70			
Yeteberut	51	76	28	56	20	55	26	55	41	52	32	62	48	70	98	105	344	531	875			
Birhan International	26	21	25	27	23	38	26	21	17	18	13	19	14	24	15	20	159	188	347			
Delight Youth	20	15	9	8	7	12	16	11	14	7	8	3	2	2	3	7	79	65	144			
Rafidem Youth	26	27	18	17	21	14	20	17	13	14	14	21	17	20	11	15	140	150	290			
Soliyna	49	41	49	43	23	29	25	27	22	22	48	32	29	18	40	26	285	238	523			
Tibeb Gebeya	19	21	14	21	18	13	22	28	19	22	25	26	19	31	15	19	151	181	332			
Werha Yekattit	35	46	26	44	25	59	34	56	38	46	42	56	38	70	39	65	277	442	719			
Yewket Fana	53	96	19	63	43	61	32	60	38	66	55	67	50	65	47	75	337	553	890			
Blue Bird No.3																	58	251	266	517		
Chabod	27	28	27	24	20	19	17	15	24	29	17	17	17	12	16	8	9	152	157	309		
Ewket Minch	58	117	27	105	72	105	60	92	54	89	54	98	90	132	92	140	507	878	1385			
Meserete Ethiopia	42	98	51	80	42	101	51	100	44	91	80	147	9	25	40	100	359	742	1101			
School of Tomorrow																	40	92	102	194		
Sunny Side	102	130	90	91	97	104	95	95	98	113	97	96	88	80	87	75	754	784	1538			
Agazian No.1	46	69	64	67	50	51	78	65	85	78	70	105	87	95	98	133	578	663	1241			
Nejashi Ethio Turkish	28	31	24	26	25	24	25	19	22	18	31	22	22	22	17	15	25	192	182	374		
Shimels Habre	24	62	12	31	22	42	26	44	49	63	41	52	49	66	47	85	270	445	715			
Yeneta	23	20	9	28	20	26	26	15	14	4	16	9	11	9	9	9	128	120	248			
Edget Behibret	15	27	28	22	23	30	30	31	28	25	42	38	29	45	33	57	228	275	503			
Brass Youth	26	33	18	23	15	15	21	17	13	16	10	13	12	9	5	6	120	132	252			
Tinsae Birhan	20	25	5	12	6	16	12	24	15	15	16	22	16	37	13	19	103	170	273			
Yelibe Fana	40	93	46	46	30	92	50	73	39	69	34	65	61	81	56	94	356	613	969			
Bihrawi	44	102	57	103	45	95	49	102	65	80	64	98	57	84	67	76	448	740	1188			
Elsaday	9	11	8	8	8	13	6	4	6	9	1	4	1	2	4	2	39	51	90			
New Grand	32	32	23	28	25	19	20	24	18	11	23	27	15	25	14	32	170	198	368			
St.Joseph	102	0	108	0	107	0	108	0	107	0	107	0	108	0	143	0	929	0	929			



Sub-City	Woreda	SCHOOL	Grade 1		Grade 2		Grade 3		Grade 4		Grade 5		Grade 6		Grade 7		Grade 8		TOTAL		TOTAL			
			M	F	M	F	M	F	M	F	M	F	M	F	M	F	M	F	M	F		M	F	
																								TOTAL
10		Blue Bird No.1	81	80	81	85	73	84	66	72										301	321	622		
		Felege Yordanos	70	170	44	97	59	106	58	130	65	159	75	135	74	125	123	198	14	568	1120	1688		
		New Life	10	9	9	21	10	9	8	8	8	16	17	7	9	18	18	14	97	103	200			
		Walia	34	54	31	45	41	43	47	52	108	41	52	48	44	40	25	35	382	358	740			
		Fre Genet	10	18	18	8	15	11	10	15										53	52	105		
		Wondamach	36	33	24	31	19	32	26	31	21	36	33	27	26	28	22	37	207	255	462			
		<b>Total Kirkos</b>	<b>1738</b>	<b>2294</b>	<b>1528</b>	<b>1891</b>	<b>1559</b>	<b>1980</b>	<b>1632</b>	<b>1933</b>	<b>262</b>	<b>1721</b>	<b>1961</b>	<b>2080</b>	<b>1733</b>	<b>2059</b>	<b>1882</b>	<b>2401</b>	<b>13548</b>	<b>16599</b>	<b>30147</b>			
		1		Abune Basilious	303	318	281	257	321	301	331	262	222	292	236	294	283	284	192	261	2169	2269	4438	
				Best	36	24	33	25	16	17	14	13									99	79	178	
				Beteseb	6	14																126	266	392
				Beza	39	31	26	29	15	29	15	13										95	102	197
Biruh Tesfa	123			157	99	123	75	105	110	100	92	114	100	113	115	145	74	110	788	967	1755			
Isahan	52			56	22	36	36	29	29	33	33	30	30	32	27	30	28	25	259	269	528			
Joint Vision	38			49	39	50	38	43	39	33	43	33	34	39	36	28	26	37	298	307	605			
Mar Youth	10			15	4	9														14	24	38		
Mount Olive																				8	10	18		
Tigat	60			61	52	59	51	54	41	47	48	64	64	87	103					38	757	1145		
Adream	21			25	30	24	20	20	15	20											86	89	175	
2		Beteseb	198	74	70	65	75	72	74	71	52	70	54	69						523	421	944		
		East Africa	7	15	15	12	14	13	9	7										45	47	92		
		Ethio Hopes	45	38	23	15	20	11	13	6										101	70	171		
		Hidase	109	137	77	99	119	147	103	98	89	77	88	118	124	114	59	77	768	867	1635			
		Meweda	56	65	66	55	43	66	48	54	59	45	29	74	33	79	36	66	370	504	874			
		Repi Abel	67	89	43	38	70	63	61	62	72	68	60	85	76	77	61	89	510	571	1081			
		Repi kalhiwot	23	18	24	18	17	22	13	28										77	86	163		
		Rohobot Tiruye	7	5	14	6	4	2	5	3										30	16	46		
		Alefeba	27	32	15	29	14	19	9	17										65	97	162		
		Amanuel	6	8	7	5	7	3	8	6	6	26	34	19	21	30	25	29	119	136	255			
		3		Andalus	44	47	35	24	20	26	23	23										122	120	242
Atlas	50			53	65	39	58	40	61	55	47	66	56	49	86	74	64	68	487	444	931			
Boaz	21			17	11	12	10	17	15	13										57	59	116		
Bright Hope	19			24	19	26	8	16	4	5										50	71	121		
Cherorched	11			17	11	11	8	4												30	32	62		
Future Generation Hope	17			17	22	14	31	23	42	27	51	62	48	54	34	29	42	45	287	271	558			
Hameza	15			20	30	16	17	18	26	40										113	122	235		
Kara Kore	241			274	226	215	144	240	194	203	240	213	215	210	210	204	198	213	1668	1772	3440			
Mesty key	16			11	5	9	13	6	4	9										38	35	73		
Mumetaz	39			32	24	19	21	29	17	9										101	89	190		
Muse	45			25	28	36	30	31	42	35	38	27	28	28	28	41	35	25	30	277	247	524		
Kofe-Keramo		Repi	219	246	125	237	168	180	424	214	234	283	250	307	322	362	260	332	2002	2161	4163			
		Repi Japan	233	263	140	182	133	169	126	165	133	167	136	191	143	186	101	119	1145	1442	2587			
		River Land	9	16	4	12	2	4											15	32	47			
		Testa Ber	15	14	5	8	5	6	8	2									33	30	63			



Sub-City	Woreda	SCHOOL	Grade 1		Grade 2		Grade 3		Grade 4		Grade 5		Grade 6		Grade 7		Grade 8		TOTAL			
			Grade 1		Grade 2		Grade 3		Grade 4		Grade 5		Grade 6		Grade 7		Grade 8		TOTAL			
			M	F	M	F	M	F	M	F	M	F	M	F	M	F	M	F	M	F	M	F
4		Alpha keranio	105	181	64	106	49	90	93	80	71	93	89	115	87	132	141	178	699	975	1674	
		Apple	19	19	16	11	12	16	6	8									53	54	107	
		Birliant	11	12	10	5	8	7	6											38	30	68
		Equilibrium	14	17	11	13	11	13	9	13	17	9	10	9	16	4	7	10	83	89	172	
		Iman	18	19	11	24	18	24	14	17	17	18	12	5	16	8	6	3	13	98	121	219
		Jemmo	335	501	283	366	159	305	248	327	263	263	285	214	314	235	305	228	353	1965	2756	4721
		Jemmo Shemachoche	19	16	18	23	18	22	17	17	17	21	21	9	12	13	8	14	14	127	131	258
		Lemna Negawo	17	32	14	19	11	23	17	25	23	34	34	6	17	8	16	14	15	110	181	291
		Rising Sun	27	28	26	27	21	27	23	20	20	17	18	22	18	13	7	12	12	161	157	318
		Sun Flower	15	68	11	48	25	39	30	39	27	48	26	56	29	31	20	39	183	368	551	
		Yehimdar	51	43	42	35	38	42	26	42	47	43	38	62	51	51	49	36	342	354	696	
		Yetiwled Tesfa	89	66	59	63	68	71	69	52	76	88	99	67	85	78	63	107	608	592	1200	
		Zeneas	22	17	16	22	19	15	19	17										76	71	147
		Addis Hiwot	76	140	70	123	74	111	69	122	61	97	55	80	80	65	98	35	74	505	845	1350
		Akaki Kalehiwot	67	104	49	60	44	85	56	74	64	77	100	118	14	40	61	89	455	647	1102	
Awoliya No.2	32	24	26	20	20	23	16	14	30	24	24	14	24	16	25	26	39	180	193	373		
Emebizuhan	25	90	18	61	23	41	20	34	26	45	26	27	27	19	37	22	58	179	393	572		
Merit	46	36	40	34	39	25	27	22	40	45	31	31	31	36	58	33	27	292	278	570		
Success	15	7	7	4	7	8	15	14										44	33	77		
Tesfa Dirjit	52	53	51	55	26	30	29	30	26	29	21	39	39	32	30	22	42	259	308	567		
Time International	70	77	10	10	77	80	45	46	43	61	26	38	70	89	124	148	148	465	549	1014		
Beteseb	41	46	44	36	28	33	22	21	32	20	12	16	16	13	10	12	12	192	182	374		
Fruits	29	32	24	30	21	31	25	30	26	24	34	26	25	25	35	35	35	214	232	446		
Olive	38	30	37	28	26	22	20	19	28	20	18	16	16	16	19	17	10	200	164	364		
Renaissance	53	60	75	54	66	37	63	50	45	39	52	50	50	51	42	40	37	445	369	814		
Woyra	117	251	105	216	114	163	126	197	122	185	137	193	193	191	228	131	206	1043	1639	2682		
Yemane Birhan	154	245	143	181	122	172	165	131	137	164	162	185	185	368	197	202	273	1453	1548	3001		
Abune Gorgorios	31	37	23	15	21	13	20	15										95	80	175		
Addis Tesfa	155	235	169	177	139	168	183	171	116	127	93	151	125	148	119	177	1099	1354	2453			
Al-Afiya	64	74	58	52	43	43	27	30										192	199	391		
Bikolos Nur	53	54	51	51	44	51	50	49	47	49	38	51	34	36	17	36	334	377	711			
Dahlia	24	24	32	26	24	34	32	17	20	18	14	17	15	19	18	6	179	161	340			
Omega	43	31	33	39	33	32	22	28	23	22	19	21	15	22	15	20	203	215	418			
Victory	50	51	34	37	39	39	87	75	50	32	50	47	26	39	31	35	367	355	722			
Eseke	34	50	25	37	26	33	17	22	20	21	11	10	10	6	10			139	183	322		
keraniyo Medhanealem	355	417	289	330	250	323	252	326	257	317	213	285	256	333	253	269	2125	2600	4725			
Preskela	15	17	11	7	7	7	6	5										39	36	75		
Yididiya	28	17	25	7	9	8	6	4										68	36	104		
Family (1-4)	52	49	40	43	42	51	42	41										176	184	360		
Family/5-12/																		196	213	409		
Kebron International/1-4/	9	14	7	6	8	7	5	12										54	54	108		
Kebron International/5-8/																		29	39	68		
Kummejer	15	6	7	6	10	2	2	6										34	20	54		



Sub-City	Woreda	SCHOOL	Grade 1		Grade 2		Grade 3		Grade 4		Grade 5		Grade 6		Grade 7		Grade 8		TOTAL		TOTAL		
			M	F	M	F	M	F	M	F	M	F	M	F	M	F	M	F	M	F		M	F
9		Meserete Ediget	126	207	123	199	121	171	159	149	149	173	149	167	161	175	151	169	1139	1410	2549		
		Moonlight International	36	35	32	22	20	23	20	25	20	14	14	15	13	12	13	3	8	151	148	299	
		Tinbite Ermas	26	31	29	28	31	34	21	45	29	43	36	29	54	65	99	68	325	343	668		
		Kolfe Hiwot	4	4	3	4	4	4	6	4	4								15	18	33		
		Little Star	36	45	27	23	20	35	15	16	16	10	10	9	10	6	5	3	5	132	149	281	
		Pyramid	20	16	24	18	10	14	16	16	13	10	5	16	4	11	10	10	10	102	111	213	
		Selam Ber	209	234	160	220	139	207	141	176	194	226	176	235	191	172	179	251	1389	1721	3110		
		Sewasew Birhan	38	37	29	17	29	20	25	11	11	19	7	13						139	117	256	
		Abem Youth	38	42	41	49	30	35	16	12										125	138	263	
		Noteredam	32	14	22	21	17	11	13	9	10	8	14	9	3	5	3	3	3	114	80	194	
11		Philips	90	108	99	121	91	88	111	117	146	173	112	123	165	179	214	276	1028	1185	2213		
		Sora Amba	217	295	187	104	212	218	204	195	67	113	42	77	70	84	67	95	1066	1181	2247		
		Yeabeboch Fire	147	194	135	182	123	176	97	126	107	134	107	915	131	144	85	97	932	1968	2900		
		Ewiket Wegene	66	79	120	109	70	72	44	49	80	57	41	58	73	79	39	71	533	574	1107		
		Kolfe Mekane Yesus	23	16	12	25	18	25	17	9									70	75	145		
		AL- Qalem	25	28	23	20	17	21	18	20	20	21	9	23	12	13	6	14	130	160	290		
		Ardi Youth	14	15	15	14													29	29	58		
		Asere Hawariat																					
		Asko Progress	41	49	50	46	60	45	46	39	50	40	51	34	59	64	37	53	394	370	764		
		Aster Bete Fikir	42	46	51	42	45	42	34	55	46	40	46	38	38	35	26	43	328	341	669		
13		Bashewam	63	79	54	57	53	65	40	54	83	71	68	56	59	74	80	59	500	515	1015		
		Biruh Racy	9	14	9	10	10	14	11	6									39	44	83		
		Bisrat	81	91	67	82	57	65	67	92	89	97	82	102	90	100	59	110	592	739	1331		
		Corner Stone	15	11	12	9	15	14	7	12	11	11	11	9	8	12	7	11	86	89	175		
		Dagmawi Birhan	26	29	15	15	9	15	4	20									54	79	133		
		Gibson Youth	36	31	45	23	30	32	38	24	19	25	30	28	29	16	9	9	236	188	424		
		Gulele Fana	65	128	40	57	47	70	39	84	46	71	43	67	38	94	39	92	357	663	1020		
		Ieon	39	33	33	25	16	20	9	15	14	6	7	10	6	5			124	114	238		
		Jerusalem Akato	8	10	11	5	2	6	8	5									29	26	55		
		Mikitiiland	47	129	50	103	37	73	42	85	43	79	57	87	57	86	52	78	385	720	1105		
14		Nechega	12	18	10	15	12	9	9	11	17	12	13	20	22	18	27	21	122	124	246		
		Addis Fana	175	233	155	229	177	202	168	177	147	203	138	147	139	168	113	173	1212	1532	2744		
		Fitawurari Habiegiorgis	255	376	257	305	194	267	313	299	241	316	240	279	301	312	291	294	2092	2448	4540		
		Geez	27	20	15	24	15	14	14	12	10	6	10	12	16	9	19	5	126	102	228		
		Hermolan	30	27	28	31	27	21	21	17	17	16	30	11	28	12	16	17	197	152	349		
		Kebede Michael	23	8	14	14	15	9	13	2									65	33	98		
		Mirror	23	24	8	24	17	21	14	18	7	13	18	16	12	13	6	12	105	141	246		
		Misheal	36	47	33	28	16	25	15	10	12	17											
		School of Mali	43	35	37	32	23	20	23	29	23	18	17	24	22	20	21	17	209	195	404		
		St.John	55	51	58	62	79	116	80	91	96	95	81	83	79	82	81	116	609	696	1305		
Wisdom	15	27	11	11	12	6	12	11	11	4	4	14	7	11	8	15	26	101	100	201			



Sub-City	Woreda	SCHOOL	Grade 1		Grade 2		Grade 3		Grade 4		Grade 5		Grade 6		Grade 7		Grade 8		TOTAL		
			Grade 1		Grade 2		Grade 3		Grade 4		Grade 5		Grade 6		Grade 7		Grade 8		TOTAL		
			M	F	M	F	M	F	M	F	M	F	M	F	M	F	M	F	M	F	M
			10	15	11	13	6	7	8	8	10	10	2	15	11	17	19	11	77	96	173
		Africa Dream	76	64	37	70	58	72	85	63	68	72			139	137	54	81	517	559	1076
15		Gulele Montosory	6	8															6	8	14
		Kale	82	153	84	90	89	83	89	85	106	110	87	102	99	98	129	139	765	860	1625
		Mishale	15	13	18	9	11	5	18	6	13	6	23	19	21	14	13	19	132	91	223
		<b>Total Kolfe-Keranio</b>	<b>7214</b>	<b>8766</b>	<b>6068</b>	<b>6928</b>	<b>5548</b>	<b>6670</b>	<b>6103</b>	<b>6237</b>	<b>5424</b>	<b>6191</b>	<b>5026</b>	<b>6886</b>	<b>5797</b>	<b>6454</b>	<b>5104</b>	<b>7266</b>	<b>46284</b>	<b>55398</b>	<b>101682</b>
		Lideta Selam	15	20	20	35	15	31	18	34	25	44	53	63	37	65	48	75	231	367	598
1		Limat Minch	28	44	26	52	21	39	30	48	27	30	23	21	34	25	15	31	204	290	494
		Meskerem 1	16	24	22	29	24	23	24	41	32	81	29	65	33	74	31	92	211	429	640
		Ethio Canada	114	91	74	76	67	71	62	74	76	67	82	61	48	58	47	48	570	546	1116
2		Haleluya	21	10	13	10	11	8	14	7	11	6	17	14	13	22	15	12	115	89	204
		Hiltops	27	24	25	23	16	22	12	15	11	6					8	13	99	103	202
		Mezgebe Birhan	25	30	19	26	21	26	29	30	33	35	19	23	30	34	36	34	212	238	450
3		Africa Birhan	35	28	28	51	38	49	34	54	22	37	27	31	25	28	33	43	242	321	563
		Metababer	16	33	25	27	28	40	42	44	51	56	46	45	50	58	46	46	314	355	669
		Omedla	26	26	13	30	15	27	26	24	15	25	32	24	20	26	10	25	157	207	364
		Addis Fire	26	48	18	32	12	14	7	13									63	107	170
		Brilliance	32	28	28	27	20	20	14	16									94	91	185
		Britannica 5-8									40	22	11	21	15	17			66	60	126
		Elhome Of Kids	32	37	36	29	23	28	29	13									120	107	227
4		Enat Ethiopia	26	34	19	25	25	21	24	18									94	98	192
		Karamara	124	152	125	133	94	100	153	142	180	208	131	175	173	229	153	186	1133	1325	2458
		Meserete Hiwot	24	28	29	29	24	23	40	43	26	21	29	41	29	38	25	22	226	245	471
		School of Americana Balcha com	56	55	40	56	36	43	30	38	112	104							274	296	570
		School of Americana Coca com.	17	14	31	26	31	27	38	33									117	100	217
		School of Americana Geja com.											76	94	82	83	46	61	204	238	442
5		Alemaya	126	123	91	104	83	101	84	97	109	101	146	120	121	147	116	133	876	926	1802
6		Ediget Besra	69	57	45	82	46	48	60	61	104	64	62	88	59	98	73	121	518	619	1137
		Abader	57	65	53	58	49	45	58	41	43	45	61	36	40	31	35	370	405	775	
		Deji/Zeray Deres	36	24	43	68	32	48	41	94	47	40	31	46	37	51	61	64	328	435	763
7		MEJ Hayelom Araya	44	87	41	58	50	54	49	63	53	87	50	91	86	106	36	72	409	618	1027
		Brilliance(5-8)																	103	86	189
		Lideta Limat	38	42	40	36	40	42	60	65	64	64	43	46	71	69	94	135	450	499	949
8		School of Americana	53	54	57	47	37	42	36	29									183	172	355
		Tesfa Kokeb	95	152	69	113	56	81	91	133	121	190	121	177	159	249	194	339	906	1434	2340
		Frehwot No.1	25	32	36	44	23	45	29	55	24	63	44	60	33	47	43	60	257	406	663
10		Millinia 1-4	56	52	52	49	38	37	35	32									181	170	351
		Millinia 5-8																	181	170	351
		Wetat Tehadiso	20	4	13	0	10	4	15	4	10	0	11	3	6	2	11	2	96	19	115
		<b>Total Lideta</b>	<b>1279</b>	<b>1418</b>	<b>1131</b>	<b>1375</b>	<b>985</b>	<b>1159</b>	<b>1192</b>	<b>1403</b>	<b>1289</b>	<b>1438</b>	<b>1205</b>	<b>1424</b>	<b>1228</b>	<b>1615</b>	<b>1216</b>	<b>1686</b>	<b>9525</b>	<b>11518</b>	<b>21043</b>



Sub-City	Woreda	SCHOOL	Grade 1		Grade 2		Grade 3		Grade 4		Grade 5		Grade 6		Grade 7		Grade 8		TOTAL		TOTAL			
			M	F	M	F	M	F	M	F	M	F	M	F	M	F	M	F	M	F		M	F	
1		Genious Zote	4	4	3	3	2	1	4	0											13	8	21	
		Hana	311	297	193	192	206	195	182	179	135	472	111	131	138	146	96	140	1372	1752	3124			
		Hawi Dandiboru	28	31	19	16	17	14	19	14	10	12	8	4	7	7	9	6	117	100	217			
		Hedase	151	211	109	137	124	156	159	175	234	133	103	142	116	157	76	173	1072	1284	2356			
		Jemo	34	61	22	46	35	36	30	41	41	43	31	51	32	34	22	45	247	357	604			
		Kale Male 1	17	18	16	14	14	12	8	8									55	52	107			
		Kale Male 2									9	8	13	7	7	1			29	16	45			
		Misrak	20	19	16	16	17	18	11	17	13	12	9	8	7	2			93	92	185			
		My Dreamland	10	15	10	8	3	7											23	30	53			
		Neway Challenge No 1									21	21	41	35	76	70	57	58	195	184	379			
		Neway Challenge No2.	141	140	125	133	111	120	116	95	104	79	72	58	49	41	31	27	749	693	1442			
		Penaale	2	7	7	4	4	6	2	1	3	5	2	2	5	4			25	29	54			
		Stanford Addis	45	43	32	34	35	43	17	30	17	26	23	13	9	13	14	17	192	219	411			
		Tsigereda	26	37	22	36	9	15	12	18	8	7	10	7					87	120	207			
		Wisdom Life	9	6	4	9	8	3	5	5									26	23	49			
Zoskales									4	7							3	9	10	16	20	36		
2		Alfa Blen International	14	4	9	3	7	11	10	11	9	9	18	13	6	14	18	24	91	89	180			
		Bule Nile	10	15	16	14	10	11	9	8									45	48	93			
		CSS	19	14	12	11	8	9	16	9	23	5	10	11	8	12	11	11	107	82	189			
		Donbosco Catholic	48	53	50	62	71	47	56	63	74	61	77	77	83	90	75	94	534	547	1081			
		Embracing Hope Ethiopia	6	18															6	18	24			
		Future Generation Hope No.1	82	91	71	79	89	87	99	91	98	85	87	87	130	108	161	164	817	792	1609			
		Gibson	30	30	52	35	38	37	51	70									171	172	343			
		Gibson Youth	13	16	8	5	9	6	5	2									35	29	64			
		Great Ethiopia Transformation	10	10	7	8	8	6	2	5									27	29	56			
		Herman	158	259	135	203	117	198	131	197	164	269	175	272	217	306	184	284	1281	1988	3269			
		Hiber	10	14	12	10	8	11	12	12														
		Hunde Gudina	17	9	7	6	3	10	6	7														
		Kids Viston	11	13	13	12	17	10	14	18	25	25	23	24	25	28	16	15	144	145	289			
		Kore Brihane Wongel	25	26	23	19	21	17	21	30	24	32	29	15	16	29	35	27	194	195	389			
		Liza	104	127	94	127	63	100	65	79	71	83	62	87	45	74	17	57	521	734	1255			
Mekanism G/Michael	24	19	16	44	21	43	23	50	31	45	37	47	33	44	36	59	221	351	572					
Mieraf	16	21	13	18	20	12	12	12	12	12	13	8	16	12	12	12	114	107	221					
Mount Olive	11	9	7	13	7	9	11	10	11	9	4	4	2	9			53	63	116					
Roman	9	14	10	12	13	9	20	6	8	12	7	7	13	10	9	19	89	89	178					
Sew Tsega	10	11	10	7	12	11	10	4	12	11	4	11	9	14	21	21	88	90	178					
Sipara	11	13	14	11	12	10	10	6									47	40	87					
Strong	27	26	13	21	21	13	17	27	21	25	18	15	21	22	18	17	156	166	322					
T W Trinity	41	39	39	32	35	36	26	23	34	31	29	41	36	30	30	40	270	274	544					
Bisrate Gebriel	256	247	223	208	222	220	243	192	213	198	227	234	203	229	175	196	1762	1724	3486					
Cruise	8	7	8	3	4	5	7	5									27	20	47					
Double	83	205	123	194	83	118	85	152	109	199	95	181	136	233	130	237	844	1519	2363					
Mekdela																								

Netas Siik-Latto



Sub-City	Woreda	SCHOOL	Grade 1		Grade 2		Grade 3		Grade 4		Grade 5		Grade 6		Grade 7		Grade 8		TOTAL				
			Grade 1		Grade 2		Grade 3		Grade 4		Grade 5		Grade 6		Grade 7		Grade 8		TOTAL				
			M	F	M	F	M	F	M	F	M	F	M	F	M	F	M	F	M	F	M	F	
3		Mekenisia Akababi	65	116	60	79	79	121	73	115	84	149	125	102	75	150	106	137	667	969	1636		
		Mekenisia Mekaneyesus	22	30	53	42	27	26	35	41	138	139	0	270	19	31	52	40	346	619	965		
		Mekenisia mesmat yetesanachew	14	12	16	16	19	16	11	12	15	12	17	18	14	15	17	19	17	124	124	248	
		Modern	18	16	12	13	13	13	11	12	14	12	13	19	15	14	15	48	51	148	148	296	
		New English	23	24	31	24	25	10	13	10	13	13	13	12	10	4	8	10	139	107	246		
		Omega	60	66	49	62	43	49	48	59	48	52	46	57	63	74	59	72	49	455	453	908	
		Ozone	7	4	6	4			4	1										17	9	26	
		Robest	25	19	24	22	21	12	14	11	17	11	11	9	12	7	8			117	95	212	
		School of Tomorrow	68	71	72	55	48	64	47	47										235	237	472	
		Spring of Knowledge	53	51	62	42	62	58	42	50	59	51	53	49	48	40	48	34	34	405	383	788	
		Gibson Youth	136	129	137	106	103	75	72	89										448	399	847	
		4		Mekenisia Abadir	35	39	39	33	32	35	30	43	34	38	38	41	42	48	37	40	287	317	604
School of Nation	24			13	17	22	18	29	22	26	16	14	17	12	14	14	10	16	138	146	284		
Tesfia	20			40	22	18	18	28	39	33	28	38	30	31	41	48	34	35	232	271	503		
Alexander	10			21	6	8	5	6											21	35	56		
Gofa	23			60	13	42	42	48	49	45	38	48	39	47	44	74	39	51	287	415	702		
Strivers	34			26	26	25	32	30	32	24	24	16	21	25	31	17	28	21	23	203	208	411	
Tinuwork																				87	95	182	
Veronica	18			9	10	9	11	11	7	9										46	38	84	
Warka	19			12	11	9	8	13	11	8	5	18	1	7		4	3			59	70	129	
Atse Zerayakob	133			187	72	164	70	134	82	133	115	170	88	129	120	165	119	209	799	1291	2090		
5				Cordova	33	33	24	36	39	19	17	19	19	22	13	20	10	17	5	7	160	173	333
				Destiny Future	24	27	29	24	22	18	21	25	25	17	23	20	23	19	15	21	182	171	353
		Eldera	41	39	29	34	31	29	18	21	14	20	14	14	14	9	9	3	7	159	173	332	
		Font	10	22	16	12	8	11	4	5									38	50	88		
		Fromsis	12	9	7	8	10	15	16	8	15	4	7	17	17	13	12	9	14	89	87	176	
		Hawariyaw petros	97	166	64	96	67	95	66	141	57	146	81	161	161	91	156	92	198	615	1159	1774	
		Hibret	10	10	14	15	5	13	5	2										34	40	74	
		Kids New Flower 1-4	54	52	51	32	47	38	42	31										194	153	347	
		Kids New Flower 5-8																		44	47	91	
		Nation Wide	26	26	17	15	18	8	15	13	15	10	17	10	13	8	12	10	133	100	233		
		6		Netsanet Chora	96	188	41	83	73	124	82	116	92	123	82	128	100	138	145	172	711	1072	1783
				Sun Youth	4	0	3	4	6	1	0	3									13	8	21
Suncoast	29			31	17	19	21	20	14	13	20	16	17	15	9	6	10	11	137	131	268		
Tinu Work	23			30	20	28	38	37	27	24	18	30							126	149	275		
Zikre Tewoflos	46			46	46	57	47	48	58	38	57	45	49	45	37	51	32	48	372	378	750		
BRS	10			11	13	8	15	10	9	11	8	8	4	5	11	12	11	14	81	79	160		
Darsy	15			20	22	15	15	16	18	27	12	11	14	13	9	16	13	12	118	130	248		
Sabedy	8			7	5	8	3	8	2	1									18	24	42		
Agazian No 2	51			94	27	58	19	45	29	41	57	75	52	74	74	58	80	52	80	345	547	892	
8				B T D	20	17	20	23	12	12	7	17	16	13	5	8	9	8	5	9	94	107	201
				Eddon	30	34	27	32	36	33	31	30	26	30	30	27	22	19	19	19	221	224	445
7				Mekrez	14	7	2	3	0	2											16	12	28



Sub-City	Woreda	SCHOOL	Grade 1		Grade 2		Grade 3		Grade 4		Grade 5		Grade 6		Grade 7		Grade 8		TOTAL			
			Grade 1		Grade 2		Grade 3		Grade 4		Grade 5		Grade 6		Grade 7		Grade 8		TOTAL			
			M	F	M	F	M	F	M	F	M	F	M	F	M	F	M	F	M	F	TOTAL	
8	Woreda	Musie	30	54	40	47	39	38	40	43										149	182	331
		Sebiste Nagasi	61	102	40	55	31	44	32	73	65	74	66	64	85	121	99	166	479	699	1178	
9	Woreda	Addis Amba	119	164	80	165	93	175	99	199	139	211	135	224	185	227	238	175	1088	1540	2628	
		El-Bethel	51	64	53	52	54	56	39	45	54	45	46	51	44	56	44	47	385	420	805	
10	Woreda	Falcon	70	97	102	71	77	65	69	62	102	76	67	51	73	72	54	70	614	564	1178	
		St.Kidanemihret	4	3	4	3	9	3	4	2									21	11	32	
11	Woreda	Typify	16	19	8	14	9	15	13	11	14	10	18	16	18	22	12	25	108	132	240	
		Ahiyot Fana	102	219	79	137	50	133	77	137	91	150	102	131	103	180	81	118	685	1205	1890	
12	Woreda	Ethio India	6	9	5	4	7	10	9	8	8	8	11	7	7	5	6	7	59	51	110	
		Misgana	15	13	14	14	8	5	9	4	6	7	2	4	3	4			57	51	108	
11	Woreda	Nur Jemal	32	27	17	22	20	15	19	9	14	11	5	8					107	92	199	
		Poc Rui Nasa	9	9	10	10	13	10	2	11	4	2	3	2	2	6			43	50	93	
12	Woreda	Progress	37	29	22	20	18	12	20	17	16	9	19	14	11	16	12	13	155	130	285	
		Promis Keepers	36	45	31	34	35	26	32	24	23	28	23	27	20	23	14	17	214	224	438	
11	Woreda	Sene 9	83	210	81	172	107	168	107	142	106	162	120	159	141	178	124	166	869	1357	2226	
		Solomons	8	10	9	5	3	1	0	5									20	21	41	
11	Woreda	Akilesiya	17	20	17	18	12	7	6	8	8	17	2	9	3	9			65	88	153	
		Ashirok					4	14	31	12	24	19	23	21	20	24	20	25	122	115	237	
11	Woreda	Asrok	23	18	25	15	23	20											71	53	124	
		Efrata	30	20	30	15	15	15	15	20	13	15	10	9	20	7	9	4	12	130	114	244
11	Woreda	Ewuket Birhan	17	21	15	24	16	11	13	10	13	11	13	10	8	7	6	6	101	100	201	
		Eyakem wehana	38	29	30	28	21	20	18	18	15	21	21	17	20	17	15	13	178	163	341	
11	Woreda	Finote Loza	46	31	37	49	24	35	30	34	46	35	31	32	32	39	44	35	290	290	580	
		Genius Kids	11	8	5	4													16	12	28	
11	Woreda	Kotari	196	253	110	114	121	143	143	179	122	155	126	170	160	153	100	150	1078	1317	2395	
		Metro	9	2	4	10	6	4	5	2	2			4	5	5	4	7	5	40	32	72
11	Woreda	Rohobot Vission	13	10	11	12	15	9	8	8	11	4	5	11	5	7	4	7	72	68	140	
		Shalom	46	28	16	29	21	17	15	14	19	12	7	8					124	108	232	
11	Woreda	Sidon	30	37	18	25	25	17	18	6	7	10	6	6	6	10			110	111	221	
		Sinziro	25	32	24	28	18	21	22	15	19	18	20	19	14	16	10	9	152	158	310	
11	Woreda	Yeabkal	15	12	10	17	14	14	8	7									47	50	97	
		Yerom	15	11	11	10	7	4	6	5									39	30	69	
12	Woreda	A.Y.B	5	10	11	6	8	7	7	7	10	7	9	8	6	8	6	14	62	67	129	
		Ab Info	37	47	27	37	33	34	35	23	32	34	29	23	25	32	24	45	242	275	517	
12	Woreda	Abune Paulos	20	26	22	12	11	10	10	6	3	4							66	58	124	
		Emanuel	47	35	39	42	21	42	29	32	19	18	16	28	21	9	13	24	205	230	435	
12	Woreda	Future Generation Hope No.2	39	33	36	31	48	33	28	31	36	38	33	32	32	31	25	34	277	263	540	
		Glow (M.L.W)	6	4	7	4	5	5	5	5	5	5							23	18	41	
12	Woreda	Huluam	28	24	19	14	13	11	6	15	4	7	3	4	5	5	3	6	81	86	167	
		Lafto	160	208	63	132	75	173	81	135	70	150	78	141	89	114	84	189	700	1242	1942	
12	Woreda	Megabit 28	89	130	94	104	78	112	106	115	145	146	120	154	166	192	110	179	908	1132	2040	
		South West	134	137	159	119	127	138	136	114	133	125	135	135	135	139	93	81	107	1044	968	2012
12	Woreda	Tehadiso	146	190	75	103	71	106	67	96	105	113	89	108	86	137	81	136	720	989	1709	
		Tsedal	33	31	29	31	24	13	19	15	18	21	17	11	19	23	9	17	168	162	330	





Sub-City	Woreda	SCHOOL	Grade 1		Grade 2		Grade 3		Grade 4		Grade 5		Grade 6		Grade 7		Grade 8		TOTAL		TOTAL		
			M	F	M	F	M	F	M	F	M	F	M	F	M	F	M	F	M	F		M	F
			TOTAL		TOTAL		TOTAL		TOTAL		TOTAL		TOTAL		TOTAL		TOTAL		TOTAL			TOTAL	
			209	321	112	168	84	133	89	130	74	121	79	108	82	118	60	112	789	1211	2000		
		Abay	47	54	30	36	32	27	19	11	16	14	17	14					161	156	317		
		Abune Gorgoritous	10	11	7	8	2	3	4	7									23	29	52		
		Bi-Brest	30	35	16	17	18	13	14	11	14	9	13	8	5	9			110	102	212		
		Dream	19	12	9	9	8	9											36	30	66		
		Dynamic	69	75	22	26	27	24	29	26	23	18	20	16	15	18	14	17	219	220	439		
		Mark	22	18	15	12	9	7	9	8									55	45	100		
		Penel	42	43	35	32	32	30	25	17	29	23	13	24	11	19	14	19	201	207	408		
		School of Indian	139	144	109	142	101	110	98	98	101	119	75	84	80	87	45	79	748	863	1611		
		South west	5852	7207	4689	5518	4454	5217	4380	5051	4568	5537	4106	5148	4324	5274	3909	5326	36282	44278	80560		
		<b>Total Nefas Silk-Lafto</b>	17	10	13	8	8	6	5	6									43	30	73		
		Atsmafe	20	24	23	18	19	7	12	8									74	57	131		
		Emawayesh	80	94	41	72	32	58	45	63	73	74	52	60	60	77	58	108	441	606	1047		
		Kidus Markos	71	241	59	122	84	146	97	143	78	128	85	129	127	170	110	217	711	1296	2007		
		Miyazya 23	48	61	52	45	59	39	34	46	44	51	37	34	26	27	28	20	328	323	651		
		Montosoriyan	36	56	40	63	54	62	63	73	61	78	83	67	76	86	62	72	475	557	1032		
		Tigle lenetsanet	9	9	11	10	3	8	5	1	2	2			7	4	5	5	42	39	81		
		Briliant	6	7	7	8	13	7	11	4									37	26	63		
		Gurara Rafidem	142	269	122	177	116	191	113	196	117	188	130	170	128	165	83	161	951	1517	2468		
		Hizbawi Serawit	38	47	53	45	54	41	60	43	39	42	50	48	47	49	30	45	371	360	731		
		Lemlem	31	59	32	76	33	55	48	50	56	76	27	33	56	74	34	64	317	487	804		
		Mekane Hiwot	19	22	18	18	13	13	12	14	16	11	6	12	12	10	9	11	105	111	216		
		Miss Aki	9	15	15	12	12	6	9	6	6	6	5	6	4	11	4	5	67	67	134		
		Rafidem	7	17	12	14	10	9	12	12	9	10	12	8	11	8	9	12	82	90	172		
		Rossa	28	21	19	16	17	19	18	25	13	18	12	9	15	15	5	7	127	130	257		
		Seble	25	37	16	19	16	19	10	14	10	11	9	11	10	17	23	19	119	147	266		
		Yeha Science and Technology	20	14	18	17	12	22	4	7									54	60	114		
		Characount	57	140	45	99	49	94	43	101	65	113	55	97	65	134	74	163	453	941	1394		
		Hibret Fire	17	13	13	19	13	17	16	15	7	13	8	6	8	10	7	6	89	99	188		
		Sera Mono	37	42	49	50	30	60	35	46	25	56	32	54	26	62	29	46	263	416	679		
		Addis Birhan	19	22	24	14	38	38	40	48	21	24	39	28	40	52	44	51	265	277	542		
		German	22	17	21	25	14	13	20	19	21	21	11	7	24	17	10	15	143	134	277		
		Jakaranda	30	34	30	48	38	43	31	27	28	29	28	21	26	30	22	20	233	252	485		
		Kebeba Adventist	93	69	84	66	67	55	54	56									298	246	544		
		Super Holly Savior	23	12	9	10	11	6	2	4									45	32	77		
		AFA	53	83	48	90	49	92	81	84	48	95	73	94	100	127	128	163	580	828	1408		
		Kokebetisbah	68	115	78	96	69	87	58	72	65	102	39	110	66	76	34	86	477	744	1221		
		Yeka	83	121	82	119	75	101	89	102	96	114	71	115	108	128	82	110	686	910	1596		
		Yeka Terara	12	20	18	25	13	26	19	38	24	42	26	57	45	69	41	88	198	375	573		
		Birhan Guzo	30	25	24	28	22	38	20	22	24	20	10	17	12	11	8	15	150	176	326		
		Crown Youth	63	108	74	80	64	80	65	104	94	113	84	126	74	100	90	134	608	845	1453		
		Ethiopia Andinet	52	109	58	57	51	69	64	72	59	44	57	80	56	97	58	55	455	583	1038		
		Miss Ford	36	40	44	115	38	109	43	102	73	121	43	43	57	88	59	91	393	709	1102		
		Nigat Kokeb	20	15	19	18	16	12	13	15	15	12	11	9	10	14	9	13	113	108	221		
		Temsalet 2000																					



Sub-City	Woreda	SCHOOL	Grade 1		Grade 2		Grade 3		Grade 4		Grade 5		Grade 6		Grade 7		Grade 8		TOTAL		
			Grade 1		Grade 2		Grade 3		Grade 4		Grade 5		Grade 6		Grade 7		Grade 8		TOTAL		
			M	F	M	F	M	F	M	F	M	F	M	F	M	F	M	F	M	F	TOTAL
7		Adewa Ber	15	23	8	17	14	21	23	15	8	19	10	22	12	26	3	29	93	172	265
		CHH	6	0	4	5	4	3	5	4	12	13			9	10	8	10	48	45	93
		Indian International	22	20	17	16	10	17	14	15	9	19	7	14	6	12	9	5	94	118	212
		Yeka Global	28	34	27	32	29	26	14	20	16	21	19	21	21	22	16	16	170	192	362
		Yika Misrak Chora	40	127	30	71	37	108	37	112	48	81	68	126	44	194	49	106	353	925	1278
		Abiyot	47	77	56	75	49	78	57	78	64	97	71	84	103	109	85	128	532	726	1258
		Biruh Tesfa	42	84	39	69	44	71	39	69	56	71	60	106	60	109	74	101	414	680	1094
		Blue Bird	52	30	33	32	34	30	28	29	31	33	24	32	31	27	19	26	252	239	491
		Goal	16	16	13	12	12	11	6	11									47	50	97
		Magic Carpet	59	61	59	41	58	47	62	43	53	46	55	54	57	75	69	66	472	433	905
8		Sarina	18	20	13	16	16	16	22	14	9	9	13	12	11	12	5	6	107	105	212
		School of Tomorrow	65	65	47	55	40	42	69	65			20	18	22	10	17	19	280	274	554
		St Michael	40	41	43	33	31	37	27	27	30	27	35	44	33	46	41	52	290	301	591
		Tesfa Birhan													28	40	130	218	158	258	416
		Wetoch Genet	55	112	74	96	68	104	42	94	57	102	63	75					359	583	942
		Academic For Excellency	7	13	15	13	7	8	7	6	9	8	6	6	3	7	7	6	61	67	128
		Andinet International	48	57	48	56	51	59	47	55	47	52	45	55	53	42	30	36	369	412	781
		Cristolobe	9	12	6	8	9	3											24	23	47
		EB No 1	40	33	26	40	37	36	39	43			29	27	44	45	45	61	160	190	350
		EB No 2																			
9		Elmo /1-3/	27	15	22	27	12	21											61	63	124
		Elmo /4-8/																			
		Fairway	15	16	21	19	20	21	27	19	21	16	13	11	19	15	16	17	152	134	286
		Kotebe Adventist	11	17	15	9	16	7	13	7									55	40	95
		Kotebe Mekaneyesus	11	8	4	7	14	7	5	7	6	14	7	11	7	10	7	10	54	64	118
		Lucy	10	19	6	6	6	11	7	6	13	9	5	15	13	19	13	15	73	100	173
		Mavis	22	18	11	10	8	10	15	11	14	7	13	5	5	8	7	8	95	77	172
		St.Michael kotebe Branch	20	28	35	34	22	19	26	20	20	14	22	18	14	18	24	26	183	177	360
		World Wide orphan foundation/1	40	32	39	33	43	31	34	38									156	134	290
		World Wide Orphans foundation/																			
10		Yeka Debre Mihret kidane Mihre	34	68	17	48	26	36	15	37	18	46	28	21	28	43	21	57	187	356	543
		Zehagere Gellila	9	12	8	6	5	5	5	11	1	5	7	8	4	1	3	4	42	52	94
		Alab No 2	14	16	8	14	12	11											34	41	75
		Belttower	10	3	13	6	8	6	7	0	10	4	4	2	4	7	7	6	63	34	97
		Ethio Wales Global	12	18	16	13	16	12	19	11	12	11	13	17	11	12	13	4	112	98	210
		Eve	14	27	11	18	5	5	6	5									36	55	91
		Eyor	14	13	12	12	10	17	6	10									42	52	94
		Flower	6	16	13	7	7	12	6	6									32	41	73
		Salaysh	234	346	188	288	164	265	166	292	189	255	208	248	228	326	187	302	1564	2322	3886
		Selo	33	30	23	26	18	17	20	19	13	17	10	20	16	15	6	4	139	148	287
Yeametah	7	10	4	5	8	8	8	5									27	28	55		



Sub-City	Woreda	SCHOOL	Grade 1		Grade 2		Grade 3		Grade 4		Grade 5		Grade 6		Grade 7		Grade 8		TOTAL		TOTAL			
			M	F	M	F	M	F	M	F	M	F	M	F	M	F	M	F	M	F		M	F	
																								TOTAL
11		Macmillan	11	8	7	8	8	5	10	6	6	7	8	11	13	10	70	63	133					
		Apple	8	9	5	7	1	2									14	18	32					
		Beza	7	7	5	2	3	3										15	12	27				
		Deliverance	20	33	41	43	35	33	29	19	33	29	31	24	22	23	19	230	216	446				
		Djar/Wondirad	149	201	91	126	98	181	136	223	194	395	214	306	247	305	268	1397	2175	3572				
		Ediget Tajej	20	19	7	11	9	5	8	9	6	6	3	4	9	1	6	68	59	127				
		Fresh and Green	9	6	10	12	8	10	10	8	6	10	10	11	14	5	4	71	67	138				
		Hamer	11	16	12	16	1	2	5	5								29	39	68				
		Hillside	86	79	90	83	75	85	113	91	78	91	96	72	97	94	103	738	697	1435				
		Kotebe	51	62	56	64	36	46	46	56	41	45	41	50	39	41	39	42	359	395	754			
		Liziyum	11	9	24	46	8	17	11	12	10	18	9	17	11	20	8	18	92	157	249			
Magnet	109	128	101	134	94	93	75	79	83	93	137	116		48	53	647	696	1343						
Marvel	20	22	12	18	14	9	9	13	11	17	10	10	5	11	8	9	89	109	198					
Meble Teachers Association	15	11	14	5	6	6	3	5	0	6	4	0				42	33	75						
Neway youth	22	53	15	30	11	20	8	11	13	13	7	14	10	17	13	18	99	176	275					
Rigbe	30	28	28	21	17	18	21	27	27	30	20	23	26	24	16	21	185	192	377					
Rohobot	12	7	8	7	3	6	7	6	6	6	7	7				30	26	56						
Roots Indian International			14	14	5	4	5	3	7	5	9	9	4	2	1	2	45	39	84					
School of Liboro	14	12	14	18	11	11	9	9	8	7	9	7				65	64	129						
Selam Children Village 1	105	103	95	104	98	99	101	93	89	90	93	107	99	466	132	167	812	1229	2041					
Selam Children Village 2	45	43	47	43	42	34	47	54	42	54	37	55	54	41	44	42	358	366	724					
Union	24	18	13	18	17	13	14	16	7	5	14	2	8	9	8	7	105	88	193					
Universal	16	7	10	7	3	3	2	1								31	18	49						
Abado	175	172	79	111	99	96	95	96	76	74	77	99	85	91	51	80	737	819	1556					
Abi	1	4	4	5	5	2										10	11	21						
Abniki	9	8	1	4	6	3	1	1								17	16	33						
Bright Hope	29	38	32	28	28	26	32	30	27	21	17	21	28	28	16	22	209	214	423					
Esayam	1	3	3	1	6	2	5	3								15	9	24						
Future Youth	8	12	7	7	6	4	11	6								32	29	61						
Hi/Hi/one	18	14	19	8	14	12	11	9	9	9	6	7	11	7	5	8	93	74	167					
Happy Village Adjet	23	16	18	17	24	22	21	24	20	20	33	31	30	25	19	82	188	237	425					
Karallo	242	255	162	264	180	241	238	293	218	315	181	246	339	441	341	448	1901	2503	4404					
Koteba Birhane Hiwot	98	121	111	114	98	116	70	68	84	72	57	82	73	61	60	71	651	705	1356					
Kotebe kiddane Mihret	35	81	11	48	22	41	15	42	15	47	19	50	27	49	32	62	176	420	596					
Mekilit No.2	4	10	10	7	4	4	6	3								24	24	48						
New Sunlight	29	40	27	28	17	21	23	19	15	11	9	9	8	7		128	135	263						
Noele No 2	39	41	29	39	38	38	36	42	43	47	33	44	35	45	26	44	279	340	619					
Rakher	7	13	5	5	3	5	5	3								20	20	46						
Safe	13	8	10	7	7	5	3	6								33	26	59						
Tsion	5	7	6	6	8	7	2	1	4	0	3	2				28	23	51						



Sub-City	Woreda	SCHOOL	Grade 1		Grade 2		Grade 3		Grade 4		Grade 5		Grade 6		Grade 7		Grade 8		TOTAL		
			M	F	M	F	M	F	M	F	M	F	M	F	M	F	M	F	M	F	TOTAL
		Abune-Gorgorionus	65	51	33	36	25	30	35	33	26	22	17	20					201	192	393
		Argiti Meri	31	20	14	21	9	19	5	6									59	66	125
		Deliverance	34	37	44	38	23	26	23	34	37	20	24	23	22	23	24	238	224	462	
		Eshcol	25	41	15	29	23	36	17	29	14	17	10	26	11	25	7	13	122	216	338
		Hana	21	21	16	20	14	14	21	15	10	10	12	13	11	12	5	8	110	113	223
		Kipas	18	21	16	12	18	11	12	9	13	7	17	11	5	16	9	18	108	105	213
		Meri Hidase	199	255	81	105	85	112	97	139	93	109	92	115	82	100	93	130	822	1065	1887
		School of Tomorrow	89	90	79	83	72	63	79	55	76	58	38	51	59	54	55	47	547	501	1048
		St.Tireza	18	26	28	16	20	20	18	15	12	19	14	17	14	20	11	14	135	147	282
		Vector Special Need	2	5			3	5	4	2	0	3	4	2	0	3			13	20	33
		Yeka Tafto	162	184	140	145	160	156	133	153	126	155	111	139	142	163	119	155	1093	1250	2343
	13	Zagol	34	35	18	23	21	17	23	14	14	13	9	12	7	11	12	8	138	133	271
		<b>Total Yeka</b>	<b>4702</b>	<b>6045</b>	<b>4032</b>	<b>5038</b>	<b>3822</b>	<b>4742</b>	<b>3911</b>	<b>4736</b>	<b>3638</b>	<b>4658</b>	<b>3559</b>	<b>4452</b>	<b>3879</b>	<b>5294</b>	<b>3719</b>	<b>5357</b>	<b>31262</b>	<b>40322</b>	<b>71584</b>
		<b>Total Addis Ababa</b>	<b>33690</b>	<b>41280</b>	<b>29887</b>	<b>34362</b>	<b>27120</b>	<b>32924</b>	<b>28679</b>	<b>32886</b>	<b>27783</b>	<b>32998</b>	<b>27005</b>	<b>32905</b>	<b>29063</b>	<b>34815</b>	<b>27616</b>	<b>37387</b>	<b>230843</b>	<b>279557</b>	<b>509900</b>



Enrollment by Secondary Level All Regular & Evening (Government, Private And Other)

Sub-City	WOREDA	SCHOOL	Grade 9		Grade 10		Grade 11		Grade 12		TOTAL		TOTAL
			M	F	M	F	M	F	M	F	M	F	
Addis Ketema	1	Yemen Community	3	5	8	4					11	9	20
	3	Dilachin	439	572	341	465					780	1037	1817
		Radical	46	39	41	59	23	26	47	48	157	172	329
	5	Abyssinia	447	524	202	351					649	875	1524
		Bethel Mekan Yesus	17	160	26	116	0	101	0	113	43	490	533
	7	Addis Ketema Mesenado					740	866	657	874	1397	1740	3137
	8	Debre Hail Kidus Raguel	203	147	163	131	113	119	102	121	581	518	1099
		Yekatit 23	716	705	494	535					1210	1240	2450
	10	Al-Afia Kunuz	29	50	12	30	8	20			49	100	149
		Bingham Academy	17	9	11	14	8	10	10	13	46	46	92
Efoyta		334	332	138	160					472	492	964	
<b>Addis Ketema Total</b>			<b>2251</b>	<b>2543</b>	<b>1436</b>	<b>1865</b>	<b>892</b>	<b>1142</b>	<b>816</b>	<b>1169</b>	<b>5395</b>	<b>6719</b>	<b>12114</b>
Akaki-Kaliti	1	Akaki Adventist	224	226	163	197	162	178	116	146	665	747	1412
		Akaki L'esperance	41	45	39	44	31	28	20	29	131	146	277
		Fitawrary Abayneh Metekia	310	330	233	249	111	117	104	127	758	823	1581
	2	Ethio Japan	273	349	214	242					487	591	1078
	4	ETHio National	60	118	63	94	69	99	68	59	260	370	630
	6	Bulbula	360	455	196	264	89	131	76	102	721	952	1673
		School Of Aygoda	88	108	108	91	107	85	82	106	385	390	775
	7	A.A Maremiya	38	61	51	38					89	99	188
		Kality	404	446	278	318					682	764	1446
	8	Beseka	425	463	303	361					728	824	1552
Derartu Tulu						307	381	240	328	547	709	1256	
School Of Indiana		17	34	14	25					31	59	90	
<b>Akaki-Kaliti Total</b>			<b>2240</b>	<b>2635</b>	<b>1662</b>	<b>1923</b>	<b>876</b>	<b>1019</b>	<b>706</b>	<b>897</b>	<b>5484</b>	<b>6474</b>	<b>11958</b>

Sub-City	WOREDA	SCHOOL	Grade 9		Grade 10		Grade 11		Grade 12		TOTAL		TOTAL	
			M	F	M	F	M	F	M	F	M	F		
Arada	1	Lideta Catholic Cathedral	410	318	241	183	219	210	255	179	1125	890	2015	
		Lycee Franco-Ethiopia	54	63	43	61	41	52	75	56	213	232	445	
		Nativity Girls	0	151	0	166	0	152	0	177	0	646	646	
		Tikur Anbesa	351	447	404	424					755	871	1626	
	2	Agazian No.3	207	219	76	118					283	337	620	
	3	Nejashi	8	12	14	11					22	23	45	
	4	Addis Ababa Luteran	33	23	22	18					55	41	96	
		Future Hopes	48	36	34	48					82	84	166	
		W/ro Kelemework	22	47	12	22	201	262	166	266	401	597	998	
	5	Bethlehem	326	568	184	264					510	832	1342	
		Italy Community	27	18	19	14	12	20	12	20	70	72	142	
		Jiva	30	19	20	10					50	29	79	
	6	Dej/Belay Zeleke	194	235	157	203					351	438	789	
		Mekane Eyesus	30	31	19	27					49	58	107	
		Nazereth	0	160	0	152	0	157	0	143	0	612	612	
		Radical	76	80	67	82	76	85	86	89	305	336	641	
	7	Abune Gorgorios	47	40	26	27	17	13	10	8	100	88	188	
		Kidane Miheret	25	48	23	20	19	13	15	23	82	104	186	
		Sanford International	24	29	33	23	22	34	46	53	125	139	264	
	8	Menbere Mengist Kidus Gebriel	68	73	55	49	39	42	57	37	219	201	420	
		Meskerem	183	280	219	273					402	553	955	
	9	Dagmawi Minilik	80	98	78	95	609	674	556	635	1323	1502	2825	
		Holly Trinity Cathedral	118	151	136	141	139	170	118	160	511	622	1133	
	10	Indian International	0	2	2	2					2	4	6	
		Yekatit 66	136	143	80	56					216	199	415	
	<b>Arada Total</b>			<b>2497</b>	<b>3291</b>	<b>1964</b>	<b>2489</b>	<b>1394</b>	<b>1884</b>	<b>1396</b>	<b>1846</b>	<b>7251</b>	<b>9510</b>	<b>16761</b>
	Bole	1	Ayer Amba	310	361	192	283					502	644	1146
			Bole Kalehiwot	64	71	45	58	56	43	54	65	219	237	456
			Character Hall Mark	28	22	16	20					44	42	86
		2	Gibson Youth	57	48	42	51					99	99	198
Prestigious youth			22	32	18	21	19	16	15	21	74	90	164	
School of Tomorrow			30	38	38	29	8	15			76	82	158	
3		Bole Preparatory	82	110	34	47	557	765	390	606	1063	1528	2591	
		British International	18	13	15	12	6	6	2	0	41	31	72	
4		Dr Hadis Alemayehu	140	209	125	188					265	397	662	
		Maria Rubatto	20	21	25	9					45	30	75	



Sub-City	WOREDA	SCHOOL	Grade 9		Grade 10		Grade 11		Grade 12		TOTAL		TOTAL	
			M	F	M	F	M	F	M	F	M	F		
Bole	5	Gateway International	11	5	9	5					20	10	30	
		One planet International	11	5	9	2					20	7	27	
		Yenegew Sew	13	10	16	18	17	19	7	10	53	57	110	
	6	Kidist Mariam	50	61	59	61	95	73	70	97	274	292	566	
		Macmillan	32	18	30	32	52	40	117	45	231	135	366	
		Vision	56	69	54	66	56	59	46	71	212	265	477	
	7	Gedame Citawyan	294	346	186	216	164	184	124	152	768	898	1666	
	8	Y.R.S	136	84	108	80					244	164	408	
		Beshale	506	568	362	460	180	331	149	295	1197	1654	2851	
		Debora	49	41	25	26	40	51	17	27	131	145	276	
		Eden	15	13	15	12					30	25	55	
		Fountain Of Knowledge	48	64	45	42	23	57	14	46	130	209	339	
		Safari	86	114	75	105	55	75	29	42	245	336	581	
	9	Deliverance	69	59	56	61	21	34	20	28	166	182	348	
		Ethio Harvard	27	24	13	14					40	38	78	
	12	Bright Future	16	12	13	19	19	19	27	30	75	80	155	
	13	Addis International	29	26	31	20	29	25	25	29	114	100	214	
		Bole Community	219	228	214	200					433	428	861	
		Dibora	22	12	11	11	27	17	24	7	84	47	131	
		Embute	23	36	23	31					46	67	113	
	14	Ethio Parent s'	118	129	92	119	102	104	81	110	393	462	855	
		Glory	21	35	17	30	12	20			50	85	135	
		Lem	542	793	414	558					956	1351	2307	
		Super Holy Seviour	55	47	34	44	48	43	37	52	174	186	360	
	<b>Bole Total</b>			<b>3219</b>	<b>3724</b>	<b>2461</b>	<b>2950</b>	<b>1586</b>	<b>1996</b>	<b>1248</b>	<b>1733</b>	<b>8514</b>	<b>10403</b>	<b>18917</b>
	Gullelie	1	Entoto Amba	567	761	424	519					991	1280	2271
			Entoto Wengelawit	26	26	25	35					51	61	112
		2	Miskaye Hizunane Medhaniyalem	179	183	191	230	67	84	80	76	517	573	1090
Yekatit 12							356	478	319	454	675	932	1607	
5		Kechene DebereSelam	290	335	195	228					485	563	1048	
7		Amigonian	38	41							38	41	79	
		Dil Ber	555	461	284	380					839	841	1680	
		Eal Betel	52	42	35	32					87	74	161	
		Lazarist	65	36	70	58	76	68	63	50	274	212	486	
		St. Merry	0	128	0	113	30	111	54	118	84	470	554	
8		Rufael Holiseviour	29	18	15	24	15	14			59	56	115	
9		Elshaday Holy Savior	89	62	94	64	57	45	47	50	287	221	508	
		Ethio-Parent	53	48	24	27	31	39	17	26	125	140	265	
		Ke.Azimach Andarge W/Giorgis	36	42	37	51	41	48	42	65	156	206	362	
		Medhanialem					496	601	634	796	1130	1397	2527	
		Merew International	14	16	14	13					28	29	57	
		School of Tomorrow	11	7	6	9					17	16	33	
		Sumeya	43	27	27	21	24	33	10	25	104	106	210	
10		Enat	58	58	45	38	49	49	69	34	221	179	400	
		Imperial	72	57	65	69	46	49	43	40	226	215	441	
		Mieraf	214	330	154	206					368	536	904	
<b>Gullelie Total</b>			<b>2391</b>	<b>2678</b>	<b>1705</b>	<b>2117</b>	<b>1288</b>	<b>1619</b>	<b>1378</b>	<b>1734</b>	<b>6762</b>	<b>8148</b>	<b>14910</b>	

# Education Statistics Annual Abstract 2008 E.C (2015/16 G.C)

Sub-City	WOREDA	SCHOOL	Grade 9		Grade 10		Grade 11		Grade 12		TOTAL		TOTAL
			M	F	M	F	M	F	M	F	M	F	
Kirkos	2	Assay	80	78	70	60	84	78	71	84	305	300	605
		Dandi Boru	90	52	85	87	93	75	69	82	337	296	633
		Temenja Yash	329	402	170	221					499	623	1122
	3	Adey Ababa	64	107	71	84	47	79	57	65	239	335	574
		Future Talent	37	46	46	32	36	38	15	19	134	135	269
		Yetebeberut	42	67	88	100					130	167	297
	4	Abyot Kirs	22	42	26	31	381	434	337	593	766	1100	1866
	5	Blue Bird No.8	49	51	38	50					87	101	188
		School of Tomorrow	26	21	19	23					45	44	89
		Sunny Side	72	83	79	52	57	50	56	38	264	223	487
	8	Misrak Goh	309	443	195	317					504	760	1264
9	St.Joseph	195	0	167	0	162	0	154	0	678	0	678	
11	Shimelis Habte	445	694	287	492					732	1186	1918	
<b>Kirkos Total</b>			<b>1760</b>	<b>2086</b>	<b>1341</b>	<b>1549</b>	<b>860</b>	<b>754</b>	<b>759</b>	<b>881</b>	<b>4720</b>	<b>5270</b>	<b>9990</b>
Kolfe-Keranio	1	Beteseb	57	62	38	53	32	45	31	55	158	215	373
		Joint Vision	21	28	23	15					44	43	87
		Mount Olive	18	9	17	23	25	25	18	19	78	76	154
		Tigat	21	18							21	18	39
	2	Meweda	41	69	30	56	16	44	23	32	110	201	311
		Repi Abel	44	58	31	55					75	113	188
	3	Atlas	90	100	55	82	84	97	85	98	314	377	691
		Repi	648	858	393	558					1041	1416	2457
	4	Alpha keranyo	88	97	85	88	48	50	70	88	291	323	614
		Ayertena	386	459	199	284	481	551	432	537	1498	1831	3329
		Yetiwled Tesfa	71	127	90	123	56	95	48	66	265	411	676
	5	Akaki Kalehiwot	49	92	29	41					78	133	211
		Awoliya no.2	35	53	36	39					71	92	163
		Ewket Lefre	369	543	149	223					518	766	1284
		Merit	56	52	51	55	17	31			124	138	262
		Tesfa Dirijit	29	31	29	49					58	80	138
		Time International	59	67	99	108	65	51	33	86	256	312	568
	6	Yehmedar	40	57	32	37	42	44	15	24	129	162	291
		Olive	12	14							12	14	26
		Renaissance International	24	37	7	13					31	50	81
	7	Yemane Birhane	312	486	113	150					425	636	1061
		Bikolos Nur	16	24	14	15	16	20	9	14	55	73	128
	8	Victory	16	24	17	15					33	39	72
		Keranyo Medhanealm	338	413	198	289	146	215	98	111	780	1028	1808
	9	ECS	30	54	25	48					55	102	157
		Family	61	54	44	36	30	28	26	24	161	142	303
	11	Kolfe	392	444	201	239					593	683	1276
	12	Millinum	462	483	293	317	376	340	181	259	1312	1399	2711
	13	Asko	673	729	301	352					974	1081	2055
		Asko progress	60	75	55	59	25	36	27	41	167	211	378
Bashewam		92	139	110	87	86	80	112	111	400	417	817	
Gibson Youth		13	15			9	11			22	26	48	
14	St. John	90	95	73	69	41	53	47	39	251	256	507	
15	Africa Dream	41	38	40	46	18	15	32	27	131	126	257	
	Awoliya	111	120	76	89	39	80	45	71	271	360	631	
<b>Kolfe-Keranio Total</b>			<b>4865</b>	<b>6024</b>	<b>2953</b>	<b>3713</b>	<b>1652</b>	<b>1911</b>	<b>1332</b>	<b>1702</b>	<b>10802</b>	<b>13350</b>	<b>24152</b>





Sub-City	WOREDA	SCHOOL	Grade 9		Grade 10		Grade 11		Grade 12		TOTAL		TOTAL
			M	F	M	F	M	F	M	F	M	F	
Lideta	4	Dej.Balcha Abanefso	392	447	315	362	228	341	167	318	1102	1468	2570
	9	Hidase Lideta	224	274	148	162					372	436	808
	10	Africa Hibret	269	284	154	209					423	493	916
<b>Lideta Total</b>			<b>885</b>	<b>1005</b>	<b>617</b>	<b>733</b>	<b>228</b>	<b>341</b>	<b>167</b>	<b>318</b>	<b>1897</b>	<b>2397</b>	<b>4294</b>
Nefas Silk-Lafto	1	Jemo	20	22	16	15					36	37	73
		Lebu	328	376	94	130					422	506	928
		Neway challenge	88	118	70	102	81	82	48	60	287	362	649
		Zoskales	20	13	19	13	18	12	13	24	70	62	132
	2	Alfa Blen	32	26	36	35					68	61	129
		Donbosco Catholic	77	97	72	105	93	78	85	81	327	361	688
		Fana	277	401	273	318					550	719	1269
		Future Generation Hope	196	174	217	208	175	194	131	189	719	765	1484
		Gibson youth	93	118	76	86	45	69	44	39	258	312	570
		Liza	31	45	38	40	33	50	27	40	129	175	304
	3	Mieraf	42	55	21	33					63	88	151
		Bisrate Gebriel	39	48	59	47	59	42	35	27	192	164	356
		Cruise	265	204	252	212	363	343	367	361	1247	1120	2367
		Ewuket Lehibret	401	545	294	383					695	928	1623
		Higher 23					380	452	308	447	688	899	1587
		New English	12	11	10	10	5	8	9	8	36	37	73
	4	Omega	148	131	149	158	137	140	132	141	566	570	1136
		Spring of Knowledge	39	34	20	30	13	8	14	15	86	87	173
		Mekanisa Abadir	30	38	47	36	33	49	45	45	155	168	323
	5	School of Nation	15	14	9	8	13	11			37	33	70
		Sedil Le Ethiopia	270	272	219	275					489	547	1036
		Strivers	20	28	13	31					33	59	92
	6	Tiruwork	26	24	26	40					52	64	116
		Fitawurari Lake Adgeh	247	342	141	209					388	551	939
		Fromseas	16	11	5	6					21	17	38
	8	Kids New Flower	64	79	77	104	81	89	67	62	289	334	623
		B.T.D	10	3	1	2					11	5	16
	9	El.Betel	48	114	41	50	37	68	34	71	160	303	463
		Falcon	131	159	79	117	84	103	70	67	364	446	810
		Frehiwot No.2	360	481	333	492	211	305	144	243	1048	1521	2569
		Typify Youth	33	39	30	36	14	20	17	34	94	129	223
	11	Finota Loza	14	26	18	18					32	44	76
		Senzero	14	10							14	10	24
	12	Abi Info	56	55	46	40	25	21	28	16	155	132	287
		Ginbot 20	147	193	113	165	210	298	175	259	645	915	1560
		Lafto	293	401	226	283					519	684	1203
Southwest		101	116	87	94	77	82	72	84	337	376	713	
13	Mark	17	18	10	14					27	32	59	
	School of Indian	16	18	17	9					33	27	60	
	South west	59	83	37	39	29	42	23	34	148	198	346	
<b>Nefas Silk-Lafto Total</b>			<b>4095</b>	<b>4942</b>	<b>3291</b>	<b>3993</b>	<b>2216</b>	<b>2566</b>	<b>1888</b>	<b>2347</b>	<b>11490</b>	<b>13848</b>	<b>25338</b>

Sub-City	WOREDA	SCHOOL	Grade 9		Grade 10		Grade 11		Grade 12		TOTAL		TOTAL	
			M	F	M	F	M	F	M	F	M	F		
Yeka	2	Higher-12	315	831	211	278					526	1109	1635	
		Lemlem	53	55	38	56	22	59	23	29	136	199	335	
		Yeha Science & Technology	18	19	24	26	10	10	23	14	75	69	144	
	4	Kebena Adventists	40	62	41	42					81	104	185	
	5	Kokebe Tsibeha	381	579	274	418	183	323	200	355	1038	1675	2713	
	6	Birhan Guzo	154	200	143	226					297	426	723	
	8	Magic Carpet	105	95	149	112	171	125	185	119	610	451	1061	
		St. Michael	53	69	51	56	36	51	49	46	189	222	411	
		Tesfa Birhan	306	445	184	250					490	695	1185	
	9	Andinet International	33	22	33	23	21	14	15	24	102	83	185	
		EB	130	157	122	122	41	58	32	60	325	397	722	
		Lucy	27	26	14	38	11	26	27	26	79	116	195	
	10	Milinium	401	459	238	352					639	811	1450	
	11	D/J wondrad	35	54	20	21	543	621	462	646	1060	1342	2402	
		Hillside	94	105	114	119	97	106	75	119	380	449	829	
		Magnet	44	63	24	32	62	80	13	58	143	233	376	
		Selam Childrens Village	123	167	105	150					228	317	545	
	12	Karallo	569	900	446	560					1015	1460	2475	
		Kotebe Kidanemihret	29	48	12	28					41	76	117	
	13	Edget Chora	239	383	120	147					359	530	889	
		School of Tomorrow	63	55	85	37	112	106	146	126	406	324	730	
	<b>Yeka Total</b>			<b>3212</b>	<b>4794</b>	<b>2448</b>	<b>3093</b>	<b>1309</b>	<b>1579</b>	<b>1250</b>	<b>1622</b>	<b>8219</b>	<b>11088</b>	<b>19307</b>
	<b>Addis Ababa Total</b>			<b>27415</b>	<b>33722</b>	<b>19878</b>	<b>24425</b>	<b>12301</b>	<b>14811</b>	<b>10940</b>	<b>14249</b>	<b>70534</b>	<b>87207</b>	<b>157741</b>



## Kindergarten Special Need Enrolment by Level

Sub-City	Disability	Stage One		Stage Two		Stage Three		TOTAL		TOTAL
		M	F	M	F	M	F	M	F	
Addis Ketema	Partial Vision Problem	11	8	7	8	6	2	24	18	42
	Partial Hearing Problem	1	2			4	0	5	2	7
	Severe Hearing Problem	7	1	3	2	0	1	10	4	14
	Partial Physical Impairment	5	3	7	1	5	3	17	7	24
	Severe Physical Impairment	3	0	2	0			5	0	5
	Partial Mental Difficulty	13	15	11	8	2	3	26	26	52
	Severe Mental Difficulty	2	1	1	2	5	4	8	7	15
	Partial Communication Difficul	20	11	10	7	16	7	46	25	71
	Severe Communication Difficult	1	0	3	2	3	3	7	5	12
	Partial Behavioral and Social	36	18	19	18	26	11	81	47	128
	Severe Behavioral and Social P	8	11	4	0	5	2	17	13	30
	Partial Learning Problem	57	43	21	28	33	16	111	87	198
	Severe Learning Problem	4	6	11	8	5	5	20	19	39
	Multi-Disability of Vision and					1	0	1	0	1
	Autism	4	1					4	1	5
Multi-Disability of Vision and			1	0			1	0	1	
Total Addis Ketema		172	120	100	84	111	57	383	261	644
Akaki-Kaliti	Partial Vision Problem	6	6	4	5	3	8	13	19	32
	Partial Hearing Problem	2	2	0	3	0	1	2	6	8
	Severe Hearing Problem	0	1	6	2			6	3	9
	Partial Physical Impairment	6	3	4	2	1	0	11	5	16
	Severe Physical Impairment	2	2	1	0	2	0	5	2	7
	Partial Mental Difficulty	4	6	7	10	3	1	14	17	31
	Severe Mental Difficulty	2	0	3	2			5	2	7
	Partial Communication Difficul	9	6	7	6	6	3	22	15	37
	Severe Communication Difficult	2	1					2	1	3
	Partial Behavioral and Social	7	8	12	8	5	2	24	18	42
	Severe Behavioral and Social P	7	4	3	2	2	3	12	9	21
	Partial Learning Problem	29	23	28	27	16	14	73	64	137
	Severe Learning Problem	1	0			2	3	3	3	6
	Multi-Disability of Vision and			2	1	4	0	6	1	7
Total Akaki-Kaliti		77	62	77	68	44	35	198	165	363

Sub-City	Disability	Stage One		Stage Two		Stage Three		TOTAL		TOTAL
		M	F	M	F	M	F	M	F	
Arada	Partial Vision Problem	6	2	3	1	5	6	14	9	23
	Severe Hearing Problem	2	1					2	1	3
	Partial Physical Impairment	2	1	4	1	1	0	7	2	9
	Severe Physical Impairment	4	0			0	2	4	2	6
	Partial Mental Difficulty	3	3	2	2	3	2	8	7	15
	Severe Mental Difficulty	0	2	1	0			1	2	3
	Partial Communication Difficul	3	1	0	3	1	0	4	4	8
	Severe Communication Difficult	0	1	1	0	3	0	4	1	5
	Partial Behavioral and Social	1	0	1	1			2	1	3
	Partial Learning Problem	5	0	10	2	7	4	22	6	28
	Severe Learning Problem	1	0					1	0	1
	Multi-Disability of Vision and	0	1	1	0	1	1	2	2	4
	Autism	1	0	1	1			2	1	3
	Multi-Disability of Vision and			1	0			1	0	1
	Multi-Disability of Hearing an	1	0					1	0	1
Total Arada		29	12	25	11	21	15	75	38	113
Bole	Partial Vision Problem	6	6	4	0	4	4	14	10	24
	Partial Hearing Problem	6	2	3	4	2	0	11	6	17
	Severe Hearing Problem	8	8	3	2			11	10	21
	Partial Physical Impairment	9	7	3	3	5	2	17	12	29
	Severe Physical Impairment	3	0	1	1	2	1	6	2	8
	Partial Mental Difficulty	9	6	6	5	4	3	19	14	33
	Severe Mental Difficulty	1	1	1	1	3	1	5	3	8
	Partial Communication Difficul	13	9	6	4	6	1	25	14	39
	Severe Communication Difficult	4	0	2	1	2	0	8	1	9
	Partial Behavioral and Social	8	2	3	5	3	3	14	10	24
	Severe Behavioral and Social P	1	0	1	0	2	0	4	0	4
	Partial Learning Problem	16	12	14	11	15	14	45	37	82
	Severe Learning Problem	1	2	0	1	3	1	4	4	8
	Multi-Disability of Vision and	7	3	11	13	6	16	24	32	56
	Autism	1	2	1	0	1	0	3	2	5
Multi-Disability of Vision and	0	1					0	1	1	
Total Bole		93	61	59	51	58	46	210	158	368



Sub-City	Disability	Stage One		Stage Two		Stage Three		TOTAL		TOTAL
		M	F	M	F	M	F	M	F	
Gullelie	Partial Vision Problem	7	11	10	5	5	6	22	22	44
	Partial Hearing Problem	4	4	0	1	1	2	5	7	12
	Severe Hearing Problem			2	1	2	0	4	1	5
	Partial Physical Impairment	3	4	3	5	1	3	7	12	19
	Severe Physical Impairment	0	1	0	1	1	0	1	2	3
	Partial Mental Difficulty	3	4	4	8	2	3	9	15	24
	Severe Mental Difficulty	1	0	1	1	3	0	5	1	6
	Partial Communication Difficul	11	4	7	3	3	3	21	10	31
	Severe Communication Difficult	1	0					1	0	1
	Partial Behavioral and Social	14	4	7	2	4	1	25	7	32
	Severe Behavioral and Social P	0	1	1	1	6	4	7	6	13
	Partial Learning Problem	4	1	11	13	6	6	21	20	41
	Severe Learning Problem			1	0	4	0	5	0	5
	Multi-Disability of Vision and					1	0	1	0	1
	Autism	2	4	0	2	0	1	2	7	9
Total Gullelie		50	38	47	43	39	29	136	110	246
Kirkos	Partial Vision Problem	3	6	0	1	3	6	6	13	19
	Severe Vision Problem					0	1	0	1	1
	Partial Hearing Problem	0	1					0	1	1
	Severe Hearing Problem	0	3					0	3	3
	Partial Physical Impairment	5	5			1	0	6	5	11
	Severe Physical Impairment	1	3	1	0			2	3	5
	Partial Mental Difficulty	2	2	0	2	1	1	3	5	8
	Severe Mental Difficulty	3	4			1	1	4	5	9
	Partial Communication Difficul	2	4			1	0	3	4	7
	Partial Behavioral and Social	10	3	0	1	4	2	14	6	20
	Severe Behavioral and Social P	2	0					2	0	2
	Partial Learning Problem	7	4	6	4	7	1	20	9	29
	Severe Learning Problem	2	1	4	1	4	6	10	8	18
	Multi-Disability of Vision and	0	1					0	1	1
	Autism	1	1					1	1	2
Multi-Disability of Vision and	0	1					0	1	1	
Total Kirkos		38	39	11	9	22	18	71	66	137

Sub-City	Disability	Stage One		Stage Two		Stage Three		TOTAL		TOTAL
		M	F	M	F	M	F	M	F	
Kolfe-Keranio	Partial Vision Problem	23	20	22	13	21	8	66	41	107
	Severe Vision Problem	1	1	2	1			3	2	5
	Partial Hearing Problem	8	3	1	1	1	0	10	4	14
	Severe Hearing Problem	1	1	3	1	1	2	5	4	9
	Partial Physical Impairment	16	7	6	8	2	4	24	19	43
	Severe Physical Impairment	2	4	1	4	1	1	4	9	13
	Partial Mental Difficulty	23	16	18	6	7	5	48	27	75
	Severe Mental Difficulty	8	5	3	5	3	1	14	11	25
	Partial Communication Difficul	32	15	19	10	10	7	61	32	93
	Severe Communication Difficult	4	3	3	4	0	2	7	9	16
	Partial Behavioral and Social	43	15	33	16	18	8	94	39	133
	Severe Behavioral and Social P	5	1	5	1	3	2	13	4	17
	Partial Learning Problem	95	66	106	70	45	40	246	176	422
	Severe Learning Problem	21	22	20	2	11	8	52	32	84
	Multi-Disability of Vision and	18	10	8	3	1	5	27	18	45
	Autism	5	1	1	2	5	2	11	5	16
	Multi-Disability of Vision and			2	1	6	5	8	6	14
Multi-Disability of Hearing an			1	0			1	0	1	
Total Kolfe-Keranio		305	190	254	148	135	100	694	438	1132
Lideta	Partial Vision Problem	2	6	5	2	8	1	15	9	24
	Partial Hearing Problem			1	0	0	3	1	3	4
	Severe Hearing Problem	1	0					1	0	1
	Partial Physical Impairment	6	2	4	3	3	2	13	7	20
	Severe Physical Impairment	1	1	1	1			2	2	4
	Partial Mental Difficulty	7	3	6	3	1	3	14	9	23
	Severe Mental Difficulty	1	1	2	0	0	1	3	2	5
	Partial Communication Difficul	10	6	5	0	6	3	21	9	30
	Severe Communication Difficult	1	1	3	2	1	0	5	3	8
	Partial Behavioral and Social	15	5	10	1	9	2	34	8	42
	Severe Behavioral and Social P	2	1	5	4			7	5	12
	Partial Learning Problem	14	5	21	11	23	13	58	29	87
	Severe Learning Problem	1	1	3	1			4	2	6
	Multi-Disability of Hearing an	0	1					0	1	1
Total Lideta		61	33	66	28	51	28	178	89	267



Sub-City	Disability	Stage One		Stage Two		Stage Three		TOTAL		TOTAL
		M	F	M	F	M	F	M	F	
Nefas Silk-Lafto	Partial Vision Problem	4	6	4	6	6	5	14	17	31
	Partial Hearing Problem	1	0	6	2	1	2	8	4	12
	Severe Hearing Problem	1	0			0	3	1	3	4
	Partial Physical Impairment	10	9	3	5	1	5	14	19	33
	Severe Physical Impairment	5	2	3	0	2	5	10	7	17
	Partial Mental Difficulty	6	15	8	12	8	10	22	37	59
	Severe Mental Difficulty	1	1	1	0	3	0	5	1	6
	Partial Communication Difficult	21	7	2	3	4	2	27	12	39
	Severe Communication Difficult	0	1	4	1	1	1	5	3	8
	Partial Behavioral and Social	4	3	9	1	5	3	18	7	25
	Severe Behavioral and Social P			10	6	5	6	15	12	27
	Partial Learning Problem	26	17	39	23	25	20	90	60	150
	Severe Learning Problem	2	0			6	6	8	6	14
	Multi-Disability of Vision and	1	1	4	1	1	1	6	3	9
	Autism	10	3	3	0	5	0	18	3	21
Multi-Disability of Vision and			0	1			0	1	1	
<b>Total Nefas Silk-Lafto</b>		92	65	96	61	73	69	261	195	456
Yeka	Partial Vision Problem	14	9	9	6	6	8	29	23	52
	Severe Vision Problem					1	0	1	0	1
	Partial Hearing Problem	6	6	1	0	3	0	10	6	16
	Severe Hearing Problem	4	4	0	2	1	0	5	6	11
	Partial Physical Impairment	10	8	14	5	8	2	32	15	47
	Severe Physical Impairment	5	3	2	2	5	3	12	8	20
	Partial Mental Difficulty	20	12	15	8	6	3	41	23	64
	Severe Mental Difficulty	3	2	1	0	0	1	4	3	7
	Partial Communication Difficult	13	11	8	3	5	2	26	16	42
	Severe Communication Difficult	6	2	0	1	3	0	9	3	12
	Partial Behavioral and Social	15	11	13	5	13	0	41	16	57
	Severe Behavioral and Social P	3	3	3	6	1	0	7	9	16
	Partial Learning Problem	28	35	14	14	22	8	64	57	121
	Severe Learning Problem	4	4	3	3	4	4	11	11	22
	Multi-Disability of Vision and	0	4	1	0	1	0	2	4	6
Autism	3	0			1	0	4	0	4	
Multi-Disability of Vision and	1	0			1	0	2	0	2	
<b>Total Yeka</b>		135	114	84	55	81	31	300	200	500
<b>Total Addis Ababa</b>		<b>1052</b>	<b>734</b>	<b>819</b>	<b>558</b>	<b>635</b>	<b>428</b>	<b>2506</b>	<b>1720</b>	<b>4226</b>

## Primary Special Needs Enrolment by Grade

Sub City	Disability	Grade 1		Grade 2		Grade 3		Grade 4		Grade 5		Grade 6		Grade 7		Grade 8		TOTAL		TOTAL	
		M	F	M	F	M	F	M	F	M	F	M	F	M	F	M	F	M	F		
Addis Ketema	Partial Vision Problem	40	47	41	37	33	32	28	38	31	44	37	51	57	42	31	46	298	337	635	
	Severe Vision Problem	21	27	19	7	9	13	17	15	10	7	6	19	13	12	15	12	110	112	222	
	Partial Hearing Problem	7	11	15	8	14	9	5	8	5	6	4	4	5	9	8	4	63	59	122	
	Severe Hearing Problem	2	2	4	3	1	2	5	4	4	5	7	6	5	12	5	9	35	43	78	
	Partial Physical Impairment	10	12	3	0	3	2	4	3	4	3	5	0	5	5	6	2	40	27	67	
	Severe Physical Impairment	0	1			0	1	3	0					1	0	1	0	5	2	7	
	Partial Mental Difficulty	13	17	13	7	14	13	16	17	3	5	2	4	6	4	4	4	71	71	142	
	Severe Mental Difficulty	0	1	1	0			7	1	1	0			1	0	0	1	10	3	13	
	Partial Communication Difficult	13	16	15	12	19	13	25	6	14	6	7	3	11	4	5	6	109	66	175	
	Severe Communication Difficult	1	3	2	4	3	2	4	1	1	1	1	1	0	2	0	2	1	16	12	28
	Partial Behavioral and Social	40	36	44	42	39	40	56	24	73	45	93	80	92	59	51	55	488	381	869	
	Severe Behavioral and Social P	21	16	18	10	11	7	10	5	3	2	12	5	9	6	19	8	103	59	162	
	Partial Learning Problem	95	109	90	103	85	75	92	57	47	48	67	55	57	67	36	36	569	550	1119	
	Severe Learning Problem	24	17	7	11	12	12	10	12	6	5	4	3	5	9	4	11	72	80	152	
	Multi-Disability of Vision and Autism	1	1	1	0	1	0	1	0	1	0			4	3	3	0	11	4	15	
Total Addis Ketema	288	316	273	244	244	221	283	194	207	177	245	230	273	232	190	195	2003	1809	3812		
Akaki-Kaliti	Partial Vision Problem	7	16	14	19	11	25	26	33	21	21	12	13	7	9	15	14	113	150	263	
	Severe Vision Problem			0	1		2	1	0	1						1	4	3	7	10	
	Partial Hearing Problem	11	7	14	10	8	19	12	22	8	4	8	7	3	4	3	5	67	78	145	
	Severe Hearing Problem	1	2	2	2	2	2	4	5	1	4	3	1	2	1	4	2	19	19	38	
	Partial Physical Impairment	6	0	9	2	1	4	7	7	6	1	1	1	1	0	4	1	35	16	51	
	Severe Physical Impairment			1	0		0	2										1	2	3	
	Partial Mental Difficulty	7	3	12	3	9	2	7	7	8	3	5	0	0	2	1	2	49	22	71	
	Severe Mental Difficulty	2	1			1	0											3	1	4	
	Partial Communication Difficult	1	1	3	5	6	1	5	4	0	1	3	1	1	4	1	1	22	14	36	
	Severe Communication Difficult			1	1	7	9	1	0	1	0	1	0					11	10	21	
	Partial Behavioral and Social	27	17	26	14	28	15	25	13	30	13	36	16	32	12	23	12	227	112	339	
	Severe Behavioral and Social P	5	3	3	3	1	1	13	10	4	3	9	4	7	1	14	8	56	33	89	
	Partial Learning Problem	65	82	59	37	49	32	62	48	21	32	18	10	20	21	9	14	303	276	579	
	Severe Learning Problem	4	4	4	5	2	2	8	10	16	9	2	3		1	2	37	35	72		
	Multi-Disability of Vision and Autism	2	1	2	2	2	4	1	1	2	0	3	2	1	0	3	2	16	12	28	
Total Akaki-Kaliti	141	139	152	107	129	119	177	163	121	95	102	59	75	52	85	70	982	804	1786		





Sub-City	Disability	Grade 1		Grade 2		Grade 3		Grade 4		Grade 5		Grade 6		Grade 7		Grade 8		TOTAL			
		M	F	M	F	M	F	M	F	M	F	M	F	M	F	M	F	M	F	TOTAL	
Arada	Partial Vision Problem	8	3	11	22	13	10	18	28	25	29	21	40	22	27	7	39	125	198	323	
	Severe Vision Problem					0	4	5	8	7	2	1	2	6	3	9	5	28	24	52	
	Partial Hearing Problem	5	8	2	12	1	1	5	10	1	4	3	2	3	2	2	4	22	43	65	
	Severe Hearing Problem			8	4	4	2	4	1	2	3			2	6	0	1	20	17	37	
	Partial Physical Impairment	1	2	2	3	2	0	2	4	4	2	3	1	4	0	3	2	21	14	35	
	Severe Physical Impairment	1	1	1	0			0	1	1	1	1	1	1	1	0		5	4	9	
	Partial Mental Difficulty	9	4	2	3	4	3	4	5	2	6	1	0	1	4	0		30	14	44	
	Severe Mental Difficulty			2	0			4	0				0	1				6	1	7	
	Partial Communication Difficult	3	1	2	1	2	2	2	4	3	8	3	2	0	2	1	2	3	25	14	39
	Severe Communication Difficult			0	1			0	1				1	0		0	1	1	1	3	4
	Partial Behavioral and Social	9	6	9	3	15	5	14	4	8	4	4	14	5	16	11	6	8	91	46	137
	Severe Behavioral and Social P			6	7	5	5	5	5	2	0	2	0	2	5	1	2	0	27	18	45
	Partial Learning Problem	34	19	10	11	15	9	37	17	32	15	11	12	2	1	4	2	145	86	231	
	Severe Learning Problem	1	0	0	1	0	2	0	1	0	1	0	1	0				1	6	7	
	Multi-Disability of Vision and Autism	6	2	1	1	6	2	5	3	9	1	1	5	3	2	1	4	2	6	4	10
	Multi-Disability of Vision and Total Arada	16	21	4	5	6	5	9	5	5	3	5	5	4				32	12	44	
	93	67	60	75	73	50	117	93	108	71	69	73	69	53	39	67	628	549	1177		
Partial Vision Problem	14	18	14	20	13	28	19	27	15	15	10	25	14	23	10	13	109	169	278		
Severe Vision Problem	0	1	1	0			0	1	2	0							3	2	5		
Partial Hearing Problem	5	5	6	7	5	8	3	5	4	5	3	3	3	3	2	1	1	30	36	66	
Severe Hearing Problem			1	0	0	1			2	1	0	1	0	1	3	1	1	7	5	12	
Partial Physical Impairment	7	4	2	1	7	1	6	5	3	3	3	8	3	3	1	1	2	37	20	57	
Severe Physical Impairment	0	1	0	3	2	1	3	2	0	1	0	1	0	1	0	2	1	8	10	18	
Partial Mental Difficulty	20	19	9	4	5	2	7	5	2	3	1	1	1				44	34	78		
Severe Mental Difficulty	9	3	1	0	1	2	2	0	1	2	1	1	1	2	0	1	0	18	8	26	
Partial Communication Difficult	3	0	8	8	13	9	7	3	4	3	6	2	5	2	4	2	50	29	79		
Severe Communication Difficult			0	1	5	9	1	1			1	1	1	1			8	13	21		
Partial Behavioral and Social	8	0	12	7	15	12	15	11	23	12	12	27	9	17	10	25	11	142	72	214	
Severe Behavioral and Social P					3	1	5	1	5	0	2	0	3	0			18	2	20		
Partial Learning Problem	14	14	16	16	15	12	33	19	18	15	16	13	7	8	6	7	125	104	229		
Severe Learning Problem			4	2	6	4	1	2	5	5	13	10					29	23	52		
Multi-Disability of Vision and Autism			1	3	5	4	5	6	4	0	0	3	1	5	2	0	18	21	39		
Multi-Disability of Vision and Autism			1	1	1	0	0	1	1	0	0	3	0	4			3	9	12		
Multi-Disability of Vision and Multi-Disability of Hearing an	7	5	5	8	9	7	13	12	2	2	2					0	1	36	35	71	
Total Bole	87	70	81	81	106	103	120	101	91	68	88	76	60	57	53	39	686	595	1281		



Sub-City	Disability	Grade 1		Grade 2		Grade 3		Grade 4		Grade 5		Grade 6		Grade 7		Grade 8		TOTAL		TOTAL	
		M	F	M	F	M	F	M	F	M	F	M	F	M	F	M	F	M	F		
Gulleie	Partial Vision Problem	14	30	13	19	16	22	16	32	16	22	19	35	12	25	19	35	125	220	345	
	Severe Vision Problem	1	0	0	1									0	3	1	2	2	6	8	
	Partial Hearing Problem	2	2	3	5	5	9	8	12	3	10	2	5	1	8	1	5	25	56	81	
	Severe Hearing Problem	1	0	1	2	1	0	1	0	3	0	3	3					8	5	13	
	Partial Physical Impairment	2	1	3	3	1	2	3	0	1	1	1	0	3	4	11	0	25	11	36	
	Severe Physical Impairment	5	2	0	2	2	1	0	1	1	1	0	1	0	1	0	1	0	10	7	17
	Partial Mental Difficulty	1	3	2	0	2	0	3	1	2	0				0	1		10	5	15	
	Severe Mental Difficulty	19	6	1	0	1	0											21	6	27	
	Partial Communication Difficult	11	13	1	0	2	4	4	3			1	1	1	0	1		19	22	41	
	Severe Communication Difficult	3	0	4	5	5	2	7	4	3	4	7	4	3	1	5	2	2	36	23	59
	Partial Behavioral and Social	2	3	2	0	4	3	6	5	2	0	4	2	0	4	2	1	0	21	13	34
	Severe Behavioral and Social P	7	13	8	10	11	6	15	15	15	17	9	17	15	12	11	12	91	102	193	
	Partial Learning Problem	23	30	30	28	59	28	14	12	28	24							154	122	276	
	Severe Learning Problem	5	6	6	2	1	2	2	0			4	1			10	5	28	16	44	
	Multi-Disability of Vision and Autism	1	0				0	1										0	1	1	
	Multi-Disability of Hearing an	1	0					1	0									1	3	2	5
	Total Gulleie	98	109	74	77	110	80	80	85	73	79	46	64	41	61	57	62	579	617	1196	
	Kirkos	Partial Vision Problem	6	5	11	8	11	9	15	10	17	7	9	2	15	14	19	9	103	64	167
		Severe Vision Problem					0	1											0	1	1
Partial Hearing Problem		2	0	4	4	1	2	3	2	4	2			1	0	0	2	15	12	27	
Severe Hearing Problem										1	0					1	0	2	0	2	
Partial Physical Impairment		1	1	0	1	3	1	1	1	6	4	1	2	1	0			13	10	23	
Severe Physical Impairment		0	2			1	2	0	1	1		1	1	1	1	1	0	3	6	9	
Partial Mental Difficulty		6	3	1	3	3	2	7	3	2	0	4	2	3	2	5	4	31	19	50	
Severe Mental Difficulty		0	1	1	0													1	1	2	
Partial Communication Difficult		0	1				0	2	2	1	2	0	2	1	0	3		6	8	14	
Severe Communication Difficult		0	1	2	1													2	2	4	
Partial Behavioral and Social		6	3	7	4	16	7	19	12	12	4	23	12	35	11	32	13	150	66	216	
Severe Behavioral and Social P		4	1	0	3	2	2	3	0	1	1	5	6	7	4	3	1	25	18	43	
Partial Learning Problem		26	57	27	29	37	32	27	33	2	0	2	1	2	3	2	1	125	156	281	
Severe Learning Problem		4	5	3	4	1	1	8	8	5	2	3	4	4	4	4	2	32	30	62	
Multi-Disability of Vision and Autism				5	0	3	0			2	2							10	2	12	
Multi-Disability of Hearing an				1	0														1	0	1
Total Kirkos		55	80	62	57	78	61	85	71	54	23	50	31	68	41	67	32	519	396	915	



Sub-City	Disability	Grade 1		Grade 2		Grade 3		Grade 4		Grade 5		Grade 6		Grade 7		Grade 8		TOTAL			
		M	F	M	F	M	F	M	F	M	F	M	F	M	F	M	F	M	F	TOTAL	
Kofe-Keranio	Partial Vision Problem	34	56	56	55	40	36	58	63	61	90	29	58	44	66	21	35	343	459	802	
	Severe Vision Problem					0	1	1	0	0	1			1	2			2	4	6	
	Partial Hearing Problem	23	22	12	8	13	10	25	14	14	15	14	12	4	9	2	5	107	95	202	
	Severe Hearing Problem	2	4	2	1	1	1	1	0			1	0					1	8	15	
	Partial Physical Impairment	10	9	9	8	7	8	9	5	9	4	2	4	2	6	17	4	6	56	61	117
	Severe Physical Impairment			1	4	1	1	2	1	4	2	2	2	1	3	1	1	0	14	10	24
	Partial Mental Difficulty	18	16	13	7	9	15	7	11	11	3	4	2	2	4	1	3	1	59	57	116
	Severe Mental Difficulty	2	2	0	2	1	1	1			9	1	3	3	4	3		19	12	31	
	Partial Communication Difficult	7	4	16	13	11	19	11	15	15	8	10	6	6	13	9	7	3	79	79	158
	Severe Communication Difficult	5	0	1	3			3	5	5	5	1	1	1	6	5	16	4	37	23	60
	Partial Behavioral and Social	27	15	31	20	23	14	40	21	26	17	24	19	23	10	16	10	210	126	336	
	Severe Behavioral and Social P	10	19	12	6	12	10	16	8	11	15	11	7	5	2	8	5	85	72	157	
	Partial Learning Problem	74	87	84	47	37	25	26	17	19	14	15	17	43	53	35	34	333	294	627	
	Severe Learning Problem	2	1	17	7	2	2	8	4					10	10	1	1	40	25	65	
	Multi-Disability of Vision and Autism	0	1	0	1													0	2	2	
	Multi-Disability of Vision and Autism	0	1	1	0	0	1											1	1	2	
	Multi-Disability of Vision and Autism	0	1	1	0													1	1	2	
	Total Kofe-Keranio		237	256	182	157	144	207	164	169	178	110	130	166	188	115	105	1394	1328	2722	
	Lideta	Partial Vision Problem	11	11	10	18	8	13	17	22	16	15	14	18	14	14	8	17	98	128	226
		Severe Vision Problem			2	0	2	1	0	1	0	1	1	1	1	0			6	4	10
Partial Hearing Problem		0	1	5	1	1	1	4	5	3	4	1	5	9	4	1	3	24	24	48	
Severe Hearing Problem		2	2									0	1					2	3	5	
Partial Physical Impairment		3	6	2	2	3	2	5	4	2	4	5	4	4	7	4	2	28	31	59	
Severe Physical Impairment		1	2	3	1	1	0	1	0	1	2	0	2			3	1	10	8	18	
Partial Mental Difficulty		11	2	6	2	3	4	6	4	3	0	0	2	1	1	1	0	31	15	46	
Severe Mental Difficulty						0	2			0	2	1	1					1	5	6	
Partial Communication Difficult		1	4	2	1	2	0	5	7	3	2	2	2	3	2	2	0	20	18	38	
Severe Communication Difficult						1	0							1	1			2	1	3	
Partial Behavioral and Social		28	17	34	17	24	12	27	19	19	6	15	7	12	4	14	14	173	96	269	
Severe Behavioral and Social P		9	0	6	3	6	0	13	0	8	1	13	2	5	0	8	0	68	6	74	
Partial Learning Problem		30	23	26	17	24	13	30	20	14	6	26	11	10	9	21	11	181	110	291	
Severe Learning Problem		30	6	17	3	9	7	13	14	5	6	6	2	5	3	0	1	85	42	127	
Multi-Disability of Vision and Autism		0	1	0	1			0	1			4	0	3	0			7	3	10	
Multi-Disability of Vision and Autism												2	0	0	1	1	0	3	1	4	
Multi-Disability of Hearing an		7	12	4	4	4	4	7	6	1	1	0	4	1	0			24	31	55	
Multi-Disability of Hearing an		1	1											0	1			1	2	3	
Total Lideta		134	88	117	70	88	59	128	103	75	50	90	62	69	47	63	49	764	528	1292	



Sub-City	Disability	Grade 1		Grade 2		Grade 3		Grade 4		Grade 5		Grade 6		Grade 7		Grade 8		TOTAL		TOTAL	
		M	F	M	F	M	F	M	F	M	F	M	F	M	F	M	F	M	F		
Nefas Silk-Lafto	Partial Vision Problem	16	27	29	32	24	46	24	54	27	29	26	39	20	21	18	20	184	268	452	
	Severe Vision Problem			2	0	0	3	0	1							1	1	3	5	8	
	Partial Hearing Problem	9	15	7	6	7	10	8	10	5	7	8	5	8	3	1	3	53	59	112	
	Severe Hearing Problem	18	13	10	6	6	11	14	10	6	9	9	13	9	8	9	7	81	77	158	
	Partial Physical Impairment	4	10	4	2	4	1	5	5	7	8	0	5	3	3	1	5	28	39	67	
	Severe Physical Impairment	1	0	1	0	1	0	0	3	5	0	2	0	2	0	2	0	12	3	15	
	Partial Mental Difficulty	13	10	5	6	5	7	7	9	4	3	1	1	1	1	1	0	2	36	39	75
	Severe Mental Difficulty	2	2	3	1	2	1	1	1	1	1	0						9	5	14	
	Partial Communication Difficult	6	7	4	4	4	9	5	8	5	11	7	4	4	2	5	1	0	45	37	82
	Severe Communication Difficult	1	1	2	0	1	2	3	1							1	0	8	4	12	
	Partial Behavioral and Social	19	7	18	8	20	8	26	8	10	0	15	2	2	14	4	17	6	139	43	182
	Severe Behavioral and Social P	7	4	8	2	8	4	11	4	21	1	4	4	4	3	6	5	2	67	27	94
	Partial Learning Problem	47	61	41	30	41	32	62	53	15	9	7	17	6	7	10	10	229	219	448	
	Severe Learning Problem	40	34	8	7	7	8	14	18	4	2	1	0					74	69	143	
	Multi-Disability of Vision and Autism																		14	9	23
	Multi-Disability of Vision and Multi-Disability of Hearing an	5	1																6	1	7
				5	4	3	2	4	4	2	0	1	0						15	10	25
				5	8	7	5											12	13	25	
Total Nefas Silk-Lafto	188	192	148	108	146	152	197	196	124	75	78	90	68	58	66	56	5	927	1942		
Yeka	Partial Vision Problem	55	51	41	47	41	67	43	49	57	69	45	69	26	34	31	62	339	448	787	
	Severe Vision Problem	2	0	1	2	1	1	2	2	1	2	0	1	1	3	0	2	6	12	14	26
	Partial Hearing Problem	14	14	12	10	15	13	11	15	13	12	10	13	8	8	8	12	91	97	188	
	Severe Hearing Problem	3	7			3	6	5	2	1	4	5	2	0	3	0	1	17	25	42	
	Partial Physical Impairment	5	6	4	7	10	9	10	9	2	3	1	5	2	7	6	3	40	49	89	
	Severe Physical Impairment	10	1	8	3	2	3	6	4	4	0	1	0	3	2	2	0	36	13	49	
	Partial Mental Difficulty	11	12	11	5	8	7	11	13	5	5	9	19	2	2	2	1	2	58	65	123
	Severe Mental Difficulty	4	6	3	3	3	3	4	6	6	1	3	2	0	1	2	4	25	26	51	
	Partial Communication Difficult	4	6	6	4	7	4	3	3	3	2	2	1	1	5	3	1	29	26	55	
	Severe Communication Difficult	4	0	0	3	1	0											8	3	11	
	Partial Behavioral and Social	4	2	18	3	21	11	8	7	16	6	18	11	11	27	22	29	14	141	76	217
	Severe Behavioral and Social P	0	1	0	1					3	1	1	2	5	1	1	0	10	6	16	
	Partial Learning Problem	137	181	29	26	43	49	66	64	55	40	41	40	22	20	33	38	426	458	884	
	Severe Learning Problem	7	8	21	29	4	3	1	1					0	1	0	2	33	44	77	
	Multi-Disability of Vision and Autism	1	2							1	1	1	0	1	0	0	1	4	5	9	
	Multi-Disability of Vision and Multi-Disability of Hearing an	3	0															4	0	4	
		5	2	3	2	7	7	2	2									17	13	30	
Total Yeka	269	300	157	145	166	183	174	178	166	146	138	165	102	106	118	146	1290	1369	2659		



## Secondary Special Needs Enrolment by Grade

Sub-City	Disability	Grade 9		Grade 10		Grade 11		Grade 12		TOTAL		TOTAL	
		M	F	M	F	M	F	M	F	M	F		
Addis Ketema	Partial Vision Problem	7	10	10	17	3	6	1	2	21	35	56	
	Severe Vision Problem	0	0	0	2	0	0	0	2	0	4	4	
	Partial Hearing Problem	2	1	2	1	0	2	0	0	4	4	8	
	Severe Hearing Problem	0	0	0	0	0	1	0	0	0	1	1	
	Partial Physical Impairment	1	1	0	1	0	0	0	1	1	3	4	
	Severe Physical Impairment	3	0	1	2	2	0	2	1	8	3	11	
	Partial Mental Difficulty	1	0	1	0	0	0	0	0	2	0	2	
	Partial Communication Difficult	15	11	11	15	0	0	1	0	27	26	53	
	Severe Communication Difficult	2	2	4	6	0	0	0	1	6	9	15	
	Partial Behavioral and Social	65	44	8	9	3	9	7	5	83	67	150	
	Severe Behavioral and Social P	19	24	10	5	0	0	10	0	39	29	68	
	Partial Learning Problem	50	49	2	10	0	4	0	2	52	65	117	
	Severe Learning Problem	9	13	0	0	0	0	0	0	9	13	22	
	Multi-Disability of Vision and	4	3	3	2	0	0	0	0	7	5	12	
	Total Addis Ketema	178	158	52	70	8	22	21	14	259	264	523	
	Akaki-Kaliti	Partial Vision Problem	16	12	14	9	4	2	2	0	36	23	59
		Partial Hearing Problem	0	0	2	2	0	1	0	0	2	3	5
Severe Hearing Problem		0	1	0	0	0	0	0	0	0	1	1	
Partial Physical Impairment		3	4	5	3	0	1	0	0	8	8	16	
Partial Communication Difficult		2	1	1	1	0	0	0	0	3	2	5	
Partial Behavioral and Social		39	16	38	13	3	0	2	0	82	29	111	
Severe Behavioral and Social P		0	0	16	8	0	0	0	0	16	8	24	
Partial Learning Problem		33	19	44	38	0	0	0	0	77	57	134	
Total Akaki-Kaliti		93	53	120	74	7	4	4	0	224	131	355	

Sub-City	Disability	Grade 9		Grade 10		Grade 11		Grade 12		TOTAL		TOTAL
		M	F	M	F	M	F	M	F	M	F	
Arada	Partial Vision Problem	3	2	2	3	8	3	6	3	19	11	30
	Severe Vision Problem	2	7	5	1	11	15	3	3	21	26	47
	Partial Hearing Problem	7	0	0	0	0	0	0	0	7	0	7
	Severe Hearing Problem	18	32	42	19	40	37	16	9	116	97	213
	Partial Physical Impairment	2	1	0	0	0	1	0	0	2	2	4
	Severe Physical Impairment	0	2	0	0	0	1	0	0	0	3	3
	Partial Mental Difficulty	1	0	0	0	0	0	0	0	1	0	1
	Severe Mental Difficulty	1	0	0	0	0	0	0	0	1	0	1
	Partial Communication Difficult	1	0	0	0	0	0	0	0	1	0	1
	Severe Communication Difficult	5	2	0	0	0	0	0	0	5	2	7
	Multi-Disability of Vision and	0	0	0	0	0	1	0	0	0	1	1
	Total Arada	40	46	49	23	59	58	25	15	173	142	315
Bole	Partial Vision Problem	11	14	9	12	1	1	1	1	22	28	50
	Partial Hearing Problem	0	2	1	0	0	0	0	0	1	2	3
	Severe Hearing Problem	0	0	0	1	0	0	0	0	0	1	1
	Partial Physical Impairment	0	0	1	1	1	0	0	0	2	1	3
	Severe Physical Impairment	3	0	0	0	1	0	1	0	5	0	5
	Partial Mental Difficulty	0	1	0	1	1	0	0	0	1	2	3
	Partial Communication Difficult	3	8	4	1	1	0	2	0	10	9	19
	Partial Behavioral and Social	18	11	25	2	5	1	5	3	53	17	70
	Severe Behavioral and Social P	1	1	0	0	0	0	5	2	6	3	9
	Partial Learning Problem	15	28	9	15	0	0	0	0	24	43	67
	Severe Learning Problem	2	0	0	0	0	0	0	0	2	0	2
	Multi-Disability of Vision and	1	0	0	0	1	1	1	1	3	1	4
Total Bole	54	65	49	33	11	3	15	6	129	107	236	



Sub-City	Disability	Grade 9		Grade 10		Grade 11		Grade 12		TOTAL		TOTAL
		M	F	M	F	M	F	M	F	M	F	
Gullelie	Partial Vision Problem	4	13	13	11	1	0	0	0	18	24	42
	Severe Vision Problem	3	4	2	1	0	0	0	0	5	5	10
	Partial Hearing Problem	1	0	0	2	0	0	0	0	1	2	3
	Partial Physical Impairment	8	3	3	2	1	0	0	0	12	5	17
	Severe Physical Impairment	2	1	1	2	0	0	0	0	3	3	6
	Partial Mental Difficulty	7	0	1	1	0	0	0	0	8	1	9
	Partial Communication Difficul	3	0	1	6	0	0	0	0	4	6	10
	Partial Behavioral and Social	4	0	3	3	0	0	0	0	7	3	10
	Severe Behavioral and Social P	0	0	2	0	0	0	0	0	2	0	2
	Multi-Disability of Vision and	0	0	0	0	1	0	0	0	1	0	1
Total Gullelie	32	21	26	28	3	0	0	0	61	49	110	
Kirkos	Severe Vision Problem	1	1	0	0	0	0	0	0	1	1	2
	Partial Physical Impairment	0	0	0	1	0	0	0	0	0	1	1
	Partial Mental Difficulty	0	1	0	0	0	0	1	0	1	1	2
Total Kirkos	1	2	0	1	0	0	1	0	2	3	5	

Sub-City	Disability	Grade 9		Grade 10		Grade 11		Grade 12		TOTAL		TOTAL
		M	F	M	F	M	F	M	F	M	F	
Kolfe-Keranio	Partial Vision Problem	6	7	3	4	0	1	0	0	9	12	21
	Severe Vision Problem	0	2	0	1	0	0	1	0	1	3	4
	Partial Hearing Problem	3	2	1	2	0	0	0	0	4	4	8
	Partial Physical Impairment	1	3	7	2	2	2	1	0	11	7	18
	Severe Physical Impairment	0	2	0	0	0	0	1	0	1	2	3
	Partial Mental Difficulty	0	0	1	0	0	0	0	0	1	0	1
	Severe Mental Difficulty	0	1	0	0	0	0	0	0	0	1	1
	Partial Communication Difficult	0	1	3	0	0	1	0	0	3	2	5
	Severe Communication Difficult	0	1	0	0	0	0	0	0	0	1	1
	Partial Behavioral and Social	1	0	4	0	0	0	0	0	5	0	5
	Severe Behavioral and Social P	0	1	0	0	0	0	0	0	0	1	1
	Severe Learning Problem	0	0	0	1	0	0	0	0	0	1	1
	Total Kolfe-Keranio	11	20	19	10	2	4	3	0	35	34	69
Lideta	Severe Hearing Problem	0	0	1	0	0	0	0	1	0	1	1
	Severe Physical Impairment	0	1	1	1	1	0	1	1	1	4	5
	Severe Behavioral and Social P	20	0	13	2	0	0	0	33	2	35	35
Total Lideta	20	1	15	3	0	1	0	1	35	6	41	





Sub-City	Disability	Grade 9		Grade 10		Grade 11		Grade 12		TOTAL		TOTAL
		M	F	M	F	M	F	M	F	M	F	
Nefas Silk-Lafto	Partial Vision Problem	2	1	0	2	2	0	0	0	4	3	7
	Severe Vision Problem	0	0	1	0	0	1	0	0	1	1	2
	Partial Hearing Problem	1	1	0	0	0	0	0	0	1	1	2
	Severe Hearing Problem	0	0	0	1	0	0	0	0	0	1	1
	Partial Physical Impairment	5	2	0	4	1	0	0	0	6	6	12
	Severe Physical Impairment	0	3	0	1	0	0	0	0	0	4	4
	Partial Mental Difficulty	0	0	0	2	0	0	0	0	0	2	2
	Partial Communication Difficult	1	0	0	0	0	0	0	0	1	0	1
	Partial Behavioral and Social	4	0	6	0	0	0	0	0	10	0	10
	Severe Behavioral and Social P	0	0	0	1	0	0	0	0	0	1	1
	Multi-Disability of Vision and	3	2	0	3	0	0	0	0	3	5	8
	Autism	0	0	2	0	0	0	0	0	2	0	2
	Total Nefas Silk-Lafto	16	9	9	14	3	1	0	0	28	24	52
	Yeka	Partial Vision Problem	8	9	4	12	7	1	5	1	24	23
Severe Vision Problem		0	0	0	0	0	1	0	0	0	1	1
Partial Hearing Problem		0	0	0	0	0	0	0	1	0	1	1
Partial Physical Impairment		3	0	5	3	0	0	0	0	8	3	11
Severe Physical Impairment		2	3	1	0	0	0	0	0	3	3	6
Partial Mental Difficulty		3	0	1	1	1	1	0	0	5	2	7
Severe Mental Difficulty		0	1	0	0	1	1	2	0	3	2	5
Partial Communication Difficult		1	5	0	2	3	3	1	2	5	12	17
Partial Behavioral and Social		7	8	5	9	5	6	5	3	22	26	48
Severe Behavioral and Social P		1	1	0	0	0	0	5	1	6	2	8
Severe Learning Problem		0	0	0	0	0	0	1	0	1	0	1
Total Yeka		25	27	16	27	17	13	19	8	77	75	152

Subcity	Preprimary	School Name	Ownership	Telephone		Po Box	E-mail	Location
				Office	Mobile			
Woreda	1	01/18 Shemachoch	Public	112132691	910454765	-	-	
	2	Gellia	Government	112787602	911421485			Abinet
Addis Ketema		Unique	Private	112771789	913271620			Sebategna
		Deja.hailu Tesfaye	Government	112768717	910284053	2880		Near AmanuealHospital/church
		Tsehay Gibat	Government	112769520	912631088	-		Near AmanuealHospital/church
		Radical	Private	118704640	911686727	-	rdcl@gmail.com	Near AmanuealHospital/church
		Tsion Mariam	Private	112755965	946611948	-		Near AmanuealHospital/church
		Bethlehem youth	Private	112766066	911732093	5070	bethlehem_ya@y	Near AmanuealHospital/church
		Messi	Private	--	911445196			Near AmanuealHospital/church
		Barak Youth	Private	--	911077390			Near AmanuealHospital/church
		Honey Comb	Private	118592153	911866096		<a href="mailto:E.mai_honeycomb@yahoo.com">E.mai_honeycomb@yahoo.com</a>	Near AmanuealHospital/church
		Kebede Yirga	Private	112138966	911768433	181095		Near AmanuealHospital/church
	Sefere Selam	Government	112136221	911112727	24851		Sefere selam	
	Hamile19.No.2	Government	112791718	911952725	-----		18 mazoria	
	Mimoza Youth	Private	112135686	911621890	13104		Sefere selam	
	Little Star	Private	112796986	911610225	7479	-	18 mazoria	
	Biruh Tesfa	Association	112139291	913419079	8856		Near main gate of AmanuealHospital	
	Propravid	NGO	112782991	923768843	-----			
	Haleluya	Government	112130437	910584079	160226		Adisu michael	
	Abyssinia	Government	112770953	910508697	160248		Kuasmeda	
	Tsion Hahu	Private	-----	911883942	160188		Kuasmeda	
	Phase	Private	113777412	911667536	7279		Medhaniyalem	
	Sumeya	Private	112755380	911008635	183886		Kuasmeda	
	Bethel Mekane Yesus	Mission	112752327	913063027	1111		Paster	
	Dil betegel	Other	---	910182082	--		Medhaniyalem	
	Yeweket Amba	Government	112782863	912189412	58175	--	Chew Berenda	
	Gulele Betel	Mission	112752375	912189675	4913	--	Gullele Bethel Church	
	Woreda 6 kebele 31	Ye shemach	112130114	940300584	--	--	paster square	
	Sam Family	Private	---	911534637	101450	--	Michael church	
	Bitwoded W/G/Besha	Government	112752581	912045592	2195/1000		Awutobis tera	
	Yelem Liyunet	Private	116541081	913157404	-----	-----	Chaka meda	



Subcity	Woreda	School Name	Ownership	Telephone		Po Box	E-mail	Location
				Office	Mobile			
		Dagmawi Birhan	Government	112132037	911708811	50288	<a href="mailto:DagmawiBirhan1964@yahoo.com">DagmawiBirhan1964@yahoo.com</a>	Mesalemiya
	8	Shawel Dema	Government	112763658	913031198	50024	-	Shaweldema
		Yekait 23 liyu flagot	Government	112759196	911612502	513	-	Mesalemiya
		Brilliance	Private	-	912657526	-	-	Shaweldema
		Univers Youth	Private	-	911544048	-	-	Shaweldema
		Eshet	Government	112594950	911882663	57666	-	Shewatsega Hintsa
		Keste Demena	Government	112137606	913160296	21911	-	Mesalemiya
		Dejach Geneme	Government	112137357	929119467	23196	-	Nebar kebele 28
	9	Asina	Private	112130605	910605969	--	--	Sefere Selam
		Natanium	Private	112134438	911307840	--	--	Sanba Nekersa
		Newlight	Private	112136572	913481022	--	--	Nebar kebele 28
		Woreda7 kebele-18	Board	112778093	911692143	--	--	Sanba Nekersa
		Bingham	International	0112791780/81	911195531	4937	office@bingamacademy.net	Atena tera
	10	Kale	Private	-	912875184	-	-	Taiwan
		Birhan Ber	Government	112792458	911113536	16481	-	Atena tera
		Esra Meit	Private	-	0913492246/09 13149181	-	-	Around Bejing Hospital
		Planbo	Private	114340178	911047921	-	-	Sabian (korkoro)
		Yeabsira	Private	114345512	911565091	-	-	-
		Abogida	Private	114347777	911982676	-	-	Keste Demena
		Tinsae	Private	114342573	910304857	-	-	Keste Demena
		Hiwot	Private	-	911036836	-	-	-
		Lewi International	Private	118405566	911685832	-	-	Keste Demena
	1	Amanueal	NGO	114390913	913643947	-	-	Wiha Limat
		Alem Birhan	Government	114716013	-	-	-	Alem Bank
		Akaki Biruh Tesfa	Government	114343096	-	-	-	Woreda 2 Administration Office
		Akaki Mengist	Government	114340180	-	-	-	Akaki Kenema No 6
		Fitawrary Abayneh	-	-	-	-	-	-
		Metekiya	Government	114340995	-	-	-	Keste Demena
		Akaki Adventist	Mission	114340006	913276339	25	-	Akaki Health Center
		Akaki L'esperance	NGO	114340284	-	100713	-	Kilinto Maremiya
		Akaki Menbere Hiwot Medhanealem	Religious	114347220	-	117	-	Akaki menbere hiwot Medhanealem Church

Akaki Kality



## Preprimary

Subcity	Woreda	School Name	Ownership	Office	Telephone		Po Box	E-mail	Location
					Mobile				
2		Andode	Government	114352069	911697294				
		Ethio Japan	Government	114348269	912719505				Tulu Dimtu
		Beza	Private	114344665	911633230	70217	www.mybeza.com		
		Twins	Private	114344943	911886821				
		Abigiya	Private	114341808	913734309				
		Emmanuel	NGO	114345323	913778002				
		Selam Fre	Government	114341913	911397876	716			
		Atse Tewodros	Government	114340241	911472254	66			
		Kebron No.1	Private	114341285	911360344				
		Kebron No.2	Private	114347703	911360344				
3		Abene	Private		911038929				
		Bright	Private		913565338				
		Harmony	Private		911061756				
		Ocean	Private	114341287	911467819				
		Bethel	Private	114341125	913172099				
		Altamira	Private	118404996					
		Amass	Private		933200632				
		Shawel	Private		912161657				
		Atronos	Private	118405499	.....				
		Gelan No.2	Government	114341882	913535310	665			
4		Ethio National	Private	114342093	911487774	3059			Kality Total
		Abenezer No. 1	Private		911455967	123464			
		Abenezer No. 2	Private		911455967	123464			
		Colicees	Private		0912046641/0913567847				
		Raey Yohannis	Private		0911443204/0911357606				
		B.M.B	Private		910148524				
		B.M.B NO. 2	Private		911359568				
		Beza Hiwot	Private		913068912				
		Real Vision	Private		911381348	110016			
		Base Of Life	Private		114347266				
Addis Hiwot	Private	114342425	911856176						



Preprimary

Subcity	Woreda	School Name	Ownership	Office	Telephone		Po Box	E-mail	Location
					Mobile				
	5	Kids Care	Private		0911749669/0114347840				
		Keradion	Private		913284625				
		Kality Bulbula	Government	0114 – 39 00 92					
		Next Generation	Private	0114 – 39 31 58		09 11 66 17 97			
		Excellence	Private	0114 – 39 30 50		09 38 96 95 95			
		Tsedey	Private	0114 – 39 44 64		09 12 10 23 04	14218		
		Orent	Private	-		09 13 18 68 99			
		Tiret	Private	-		09 13 43 16 09			
		Simret	Private	-		09 11 35 76 06			
		Abenezer	Private	-		09 11 16 54 22			
		Bilen	Private	0114 – 39 40 66		09 12 17 67 14			
		Britanika	Private	0116- 52 56 34		09 10 49 36 71			
		Amen	Private	-		09 13 28 40 56			
		Hibret Chibo	Government	114431698		932082025	122318		
			6	Ewket Wegagen	Government	114407155		928408040	
Yeroson	Private			114404185		913153384			
Birana	Private			114403501		931563716			
Adonay	Private			114409327		913045882			
Tomi	Private			114407011		911973321	100558		
Scholars	Private			114420573		911548990	120526		
Mark Vision	Private			114421211		920289942	183035		
School Of Aygoda	Private			114404379		911717099			
My Dream	Private			114407314		911790224			
Hasset No.2	Private			114391441		0911604788/0929905550	101647		
Hasset No.1	Private					911604788			
Gessem	Private			0114392975/0111		910352767	61		
Sina	Private			8495496					
Summer	Private			114390523		0911931450/0912719138	112		
T.L	Private			118966094		912005656			
				0911198699/0913493120					



Subcity	Woreda	School Name	Ownership	Office	Telephone		Po Box	E-mail	Location
					Mobile				
		Biruk No.1	Private			912128865			
		Biruk No.2	Private			911835328			
		Friends	Private			912063380			
		New Vision	Private			911174314			
		Bersabeh	Private			0911200425/0913891414			
		Bitanya	Private			911141433			
		Effort	Private			913046702	17667		
		Markonal	Private			922015607			
		Unique Ye Fiddel Gebeta	Private			0913930675/0912898861			
	7	Siyatel	Private	114396358		911642112			
		School Of Indian	Private			911248477	121875		
		Abay	Private	114393213		911864525			
		Kidus Gebriel	Private	114392073		913157472			
		Hasset No.3	Private			913779302	101647		
		Kaliti	Government	0114395674/0					
		Furi	Government	114394704		913144522	125		
		Ethio Korea	Government	114395728		913145328	718		
		Ase	Private	118898541					
		Nolawi	Private	114343018					
		Dagim Lidet	Private			930099543			
		Hibret	Private			911305556			
		Z.M.	Private	114349623		913564391			
		England	Private			911970019			
		Papyrus	Private	114341956		911962769			
		Birhan	Private			911833124			
		08 Ediroch Hibret	Private	114348125					
		Sunrise	Private			911349576			
		New Vision	Private			912446396			
		Siyatle	Private	114342900					
		Fimot	Private			913149199			
		Addis	Private			922469025			
		Addis Hiwot	NGO	114345493					
		Gelan No.1	Government			913099274			



Subcity	Worda	School Name	Ownership	Office	Telephone		Po Box	E-mail	Location
					Mobile				
Arada	9	Kilinto	Government	0118290174/75	911115930				
		Shalom	Private		0928402590/09111610101				
		Hawi Boru	Private						
		Wow	Private						
		Ratsun (Koye)	NGO			913419312			
		Ratsun (Fenta)	NGO			911092766			
		Ratsun (Tulu muta)	NGO			911092766			
		Ratsun (Feche )	NGO			911092766			
		Gelan Gura	Government		118402528	913009748			
	Kersa	Government			917838526				
	1	Africa Andinet No.1	Government	111570296	-	-	-	-	Around Atkilt tera
	Hibret	Government	111114099	-	-	-	-	Gojeb dental clinic	
	John F. Kennedy	Government	111116009	-	-	2291	--	Around woreda 01 wetat Meakel	
	Kebele 17	Shemachoch	115547950	-	-	21834	-		
	Kids Paradise	Private	011552 9729	-	-	9680	-		
	LYCEE FRANCO-ETHIOPIA	Others	011155 2173	-	-	1496	-	Around Tikur Ambesa	
	St. Francis	NGO	111577119	-	-	-	-		
	Adonay	Private	01111137 91	-	-	10737	-		
	NATIVITY GIRLS	Mission	011156 2565	-	-	-	-		
2	Key Kokebe	Government	111115603		911173621	21395		Arat menta	
	Dagnachew Fekadu Bas	Private	111555227		911992210	57492		Arat menta	
	Alturas	Private	-		911224505			Arat menta	
3	Africa Andinet No.2	Government	01115725 91		09-13-35-53-51	21688		Aysha mosque	
	Abebech Gobena	Others	01111144 68		09-11-11-94-57	24998		Aysha mosque	
	Yididiya	private	111530535		09-11-74-96-96	24843		Aysha mosque	
	Ali Ebunu Abutalib	Others	111201090		09-11-22-45-05	10121		Enkulal Fabrika	
	School of Tomorrow	Others					schooloftomorrow.aa@edu.et	Ras desta	
4	Future Hopes	Private	118681789		09-11-94-89-50	29605		Sarem Hotel	
	Mamil Academy	Private	111112718		923056493	-		Shola	
	School Of Paragon	Private	-		911362412	-		Shola	
			111567204		913457559	-			

Subcity	Woreda	School Name	Ownership	Telephone		Po Box	E-mail	Location		
				Office	Mobile					
4		Focus Academy	Private	111271312	911163853	-	-	Shola		
		Dagim Birhan	Others	111550464	911990615	-	-	Sarem Hotel		
		Kidist Kilara	Church	-	912444406	-	-	Shola		
		Meserete Kiristos	Church	118965140	911489986	12778	-	Semen Hotel		
		Ethiopia Tikdem	Government	-	920294589	-	-	Shola		
		Arbegnoch	Government	-	913446553	-	-	Ras Desta Hospital		
		Aise Fasil	Government	-	910598947	-	-	Semen Hotel		
		Ras Abebe Aregay	Government	011112064	0912053548	20217	-	Dejach Wube		
		Jiva	Private	0111552580	0911017214	25414	-	Dejach Wube		
		Laura No.1	Private	0932289815	0911452379	1812	-	Dakson		
		Laura No.2	Private	0973408425	0911452379	1812	-	Sostegna Police Station		
		Woreda 1 kebele 03	Shemachoch	0927357796	0927357796	-	-	St. Yohannes		
5		Blue Sky	Share Company	0111110647	0913732069	-	-	Sostegna Police Station		
		Italy Community	Community	111551396	934497892	970	-	Semen hotel		
		Genet	Government	0111232357	912028560	-	-	Around Anbesa Gibi		
		Radical Academy	Private	947800202	910201191	-	-	Around 5 killo		
		My Little Angeles	Private	0111119284	911422657	-	-	Around belay zeleke		
		Super Holly Savior	Private	111232603	911566345	-	-	Around jal meda		
		Kaver Of Armenian	Church	111112346	933225192	-	-	Around Belay zeleke		
		Hitsan Alem	Public	111116592	911336250	-	-	Around Ras mekonnen		
		Bata International	Private	111234497	911245915	-	-	Around 5 killo		
		5 Kilo Children	Public	111114647	912078715	-	-	Around 5 killo		
		Nazerath	Mission	111112625	913032511	30220	-	Around seba dereja		
		6		Sanford International	International	0111233726/7	-	30056MA	-	Mimilik Hospital
Hani	Private			118106402	911478079	28573	-	Gimfle		
Abune Gorgorios	Private			118100946	911989479	-	-	Keberna Medihanialem		
Behere Ethiopia	Government			111260512	913350472	-	-	Keberna Adebabay		
Super Little Flower	Share Company			111238456	920717378	33046	-	Keberna Adebabay		
Fromseas	Private			118677698	912373262	4311	-	Beiler		
Nahomi	Share Company			111234153	913135859	32725	-	Mimilik Hospital		
Jacaranda	Private			932245884	911213078	-	-	Mimilik Hospital		
Keberna	Government			111244890	911865395	30165	-	Keberna Adebabay		
7				Focus Academy	Private	111271312	911163853	-	-	Shola
				Dagim Birhan	Others	111550464	911990615	-	-	Sarem Hotel
				Kidist Kilara	Church	-	912444406	-	-	Shola
		Meserete Kiristos	Church	118965140	911489986	12778	-	Semen Hotel		
		Ethiopia Tikdem	Government	-	920294589	-	-	Shola		
		Arbegnoch	Government	-	913446553	-	-	Ras Desta Hospital		
		Aise Fasil	Government	-	910598947	-	-	Semen Hotel		
		Ras Abebe Aregay	Government	011112064	0912053548	20217	-	Dejach Wube		
		Jiva	Private	0111552580	0911017214	25414	-	Dejach Wube		
		Laura No.1	Private	0932289815	0911452379	1812	-	Dakson		
		Laura No.2	Private	0973408425	0911452379	1812	-	Sostegna Police Station		
		Woreda 1 kebele 03	Shemachoch	0927357796	0927357796	-	-	St. Yohannes		
Blue Sky	Share Company	0111110647	0913732069	-	-	Sostegna Police Station				
Italy Community	Community	111551396	934497892	970	-	Semen hotel				
8		Genet	Government	0111232357	912028560	-	-	Around Anbesa Gibi		
		Radical Academy	Private	947800202	910201191	-	-	Around 5 killo		
		My Little Angeles	Private	0111119284	911422657	-	-	Around belay zeleke		
		Super Holly Savior	Private	111232603	911566345	-	-	Around jal meda		
		Kaver Of Armenian	Church	111112346	933225192	-	-	Around Belay zeleke		
		Hitsan Alem	Public	111116592	911336250	-	-	Around Ras mekonnen		
		Bata International	Private	111234497	911245915	-	-	Around 5 killo		
		5 Kilo Children	Public	111114647	912078715	-	-	Around 5 killo		
		Nazerath	Mission	111112625	913032511	30220	-	Around seba dereja		
		Sanford International	International	0111233726/7	-	30056MA	-	Mimilik Hospital		
		Hani	Private	118106402	911478079	28573	-	Gimfle		
		Abune Gorgorios	Private	118100946	911989479	-	-	Keberna Medihanialem		
Behere Ethiopia	Government	111260512	913350472	-	-	Keberna Adebabay				
Super Little Flower	Share Company	111238456	920717378	33046	-	Keberna Adebabay				
Fromseas	Private	118677698	912373262	4311	-	Beiler				
Nahomi	Share Company	111234153	913135859	32725	-	Mimilik Hospital				
Jacaranda	Private	932245884	911213078	-	-	Mimilik Hospital				
Keberna	Government	111244890	911865395	30165	-	Keberna Adebabay				





Subity	Woreda	School Name	Ownership	Telephone		Po Box	E-mail	Location
				Office	Mobile			
Bole	8	St. Gebriel	Church	111223419		31674	-	Near Bata church
		Meskerem	Government	118591475		-		Near Bata health Center
	9	Dagmawi Menilik	Government	0118703810/11	911166183	31925	-	Beside NEAEA
		H.T.C KG SCH.	Church	111233799	911109190	81026	-	Behind parliament
	10	Melkam Ermejachin	Government	111111012	929136605	28109.A.A	-	Piasa
		Mamallika	Private	111116280	911244134	25392.A.A	-	Piasa
		Indian International	Community	111117066	-	21499.A.A	Inds.addisababa@mail.c om	Piasa
		Mustaqbal Youth	Private	118640795	911641728			Bole Michael
		Ayer Amba	Government	111626281	915957025			Ayer Amba
		Amesal	Private		913410532			110 ketena
1	Meklitte	Private	116261154	911689302	62525			Bole Michael
	Alpha Unique No 1	Private		911169671				Bole Michael
	Alpha Unique No 2	Private		911169671				Bole Michael
	Cherry	Private		911644152	7376			110 ketena
	Charcter HallMark	Private	118604519	911123332				Bole Michael
2	Bole County	Private	116262116	912751597	14300			bole Michael
	Alpha Mesmat Yetesanachew	Government	116183496	911000284	31908			
	8-Mar	Government	118960468/118 962580	921373949				Near japans embassy
	Daughters of St anna	Church	116180807	920254670	3383			Bole Rwanda near tihimar building
	Prestigious	Private	116639980	911697879				Bole Ruanda
	School of tomorrow	Private	116625839	911621466	29605			Infront of airport gumruk
	Bright future	Private	116620662	911221749				Near bole mini&desalech kitfo
	Berhaneh Zare	Government	011-6-18-81-00	912639568	170036			Behind Awaris Hotel
	Gibson	Private	011-6-18-54-07	911877996	15564			Behind Bole Medhanealem Church
	Macmilan	Private	0116-62-02-71	920471803	26486			Around 22
3	Askuala	Private		911337650	102110			Around Shala Park
	Plael	Private		913241031				Behind 17/17 Health Center
	Maria Rubatto	private	116634035	910283664	8850		Maria Rubatto @gmail .com	Be Yohaniskitifo bet gebabilo
4	Elon	private		931390407	3193 cod 1250		Elon school @gmail.com	Be Elisa restorantgebabilo
	School of tomorrow	private	1161855481	910174355	29605		<a href="mailto:Schom.aa@ethio.net.et">Schom.aa@ethio.net.et</a>	Next to st.Gebreael hospital



Subcity	Woreda	School Name	Ownership	Telephone		Po Box	E-mail	Location
				Office	Mobile			
4		Makmilan Lem Branch	private	116634775	911811411	26486 cod 1000	<a href="mailto:Macahievers@yahoo.com">Macahievers@yahoo.com</a>	At the back of Lem train station
		Reta	private		911910937	14541		At the back of Lem train station
		Abakira	private	118688828	911446940		<a href="mailto:etioAakira@gmail.com">etioAakira@gmail.com</a>	Around Kokeb building to Lem
		Gateway International	private		911653618	3061	<a href="mailto:Gateway school 2012@yahoo.com">Gateway school 2012@yahoo.com</a>	Around Kokeb building to Lem hotel
5		Misirak Dil	Government	116623983	912041030		<a href="mailto:Misirak dil.school.com">Misirak dil.school.com</a>	At the back of GetahunBeshah building
		Addis raey	Government	118638431	913662239			24 kebele
		Yenegeew sew	Private	116610233	910531940		<a href="mailto:Yen.ed@ethionet.et">Yen.ed@ethionet.et</a>	Beside woreda 5
		Nura	Private		923769384		<a href="mailto:www.nuracadeemygg@yahoo.com">www.nuracadeemygg@yahoo.com</a>	64 bus mazoria
		Maya	Private		922876616			24 Kebele
		Kidist Mariam	Private		911895342		<a href="mailto:kmsps@smuc.edu.et">kmsps@smuc.edu.et</a>	Behind gumuruk
		Glory	Private	116614555	913403552		<a href="mailto:yoditmekete@gmail.com">yoditmekete@gmail.com</a>	Behind gumuruk
		One planet International	Private		910990765			Behind gumuruk
		MisirakBer No.2	Government	0116- 45 62 76		33922		Megenagna
		Philia	Private	0116- 46 31 42				Megenagna
6		House of Kiddan Ethiopia	Private		0911- 41 68 41			MebratHayle
		Makdyal Academy	Private		0911- 10 73 94			Egziharab
		Pillar	Private	0116- 46 20 65		4999		Megenagna
		Finot	Private		0911- 82 73 49			MebratHayle
		Ewket chora	Private	0116- 45 49 42				Egziharab
		Haweten	Private	118389656	930098390	-		jackrose
		Mesalemya	Private	116457006	911798100	100764		kwase mada
		Merryland	Private	911416044	922786672	-		denbez
		Scalitemehret	Private	116450492	911158002	29570		emeneberede
		Lool	Private	911854616	912200505	31257		-guredshola
7		Ursoline Sisters Congregation	Church	118678042	920010630	21901		Sefere genet
		Pediac	Private	911059770	911059770			yerere
		My Future	Private	947185885	947185885			yerere
		Glow	Private	913421033	913421033	32815		yerere
		Abenezzer	Private	116450121	911948028			yerere
		Eureka	Private	912400500	912400500			Sefere genete
		Mebl	Private	911651843	911651843			Sefere genete
		Maleda	Private	911866362	911866362	30253		Sefere genete



## Preprimary

Subcity	Woreda	School Name	Ownership	Telephone		Po Box	E-mail	Location
				Office	Mobile			
8		Deborah	Private	113693261	911203825	33024	<a href="mailto:info@deborahschool.com">info@deborahschool.com</a>	deborah semit
		Safari	Private	116607203	911469878			Semit
		Trilliyim International	Private	118688777	912087336			Semit
		Nations New Hope	Private	116458209		32152	Gevta.3 balcha at Email.com	sheger
		Young Rout English	Private		911641186	110	young rout @ yahoo.com	Semit
		Olive	Private	116454690	920752776		<a href="mailto:Abeyavehu@yahoo.com">Abeyavehu@yahoo.com</a>	Aletad
		Tsinat	Private	118672602	911618682			Aletad
		Nejashi Ethio-Turkish International	Private	116463616	911453645			Civil Service
		Quest	Private	116454635	919103838	190396	Quest Educational institute @Email.com	Aletad
		Philpher International	Private	116678627	911161126	6139		Semit
		Fountain Of Knowledge	Private	118389657	911100110	2571110		Aletad
		True Way Parent's	Other	116604252	912041644			Semit
		Tinetota	Private	116678069	911360826			Semit
		Ethio Youth	private		09 24 91 39 14			Goro
Siyane	private		09 11 01 46 30			Sumit		
Sifen Youth	private		09 11 69 36 17			Goro		
Abenezzer	private		09 11 92 75 69			Shibu ejersa		
Nisir	private		09 11 48 35 84			Sumit		
Deliverance	private		09 11 25 90 25			Figha		
Rose Mountain	private		09 11 96 33 22			Figa		
Shebu Ejersa	private	118631764	09 11 16 62 27			Shebu ejersa		
Bole Addis	Government	116478262	09 13 07 38 38			Figa		
Enafra	private		09 13 90 17 03			Sefera		
Eden	private		09 11 22 76 86			Figa		
St. Gebreal	private		09 11 74 46 85			Sefera		
Tseday Joy	private		09 46 68 71 04			Figa		
Elishaday	private		09 11 98 06 19			Figa		
Goro	Government	116453589	09 12 88 66 80			Goro		
Pishon	private		09 13 09 38 39			Sumit		
Alimran	private		09 11 67 43 46			Sefera		
Harmony hills	private		09 11 20 20 59			Filintstone homes		
9								



Subcity	Woreda	School Name	Ownership	Telephone		Po Box	E-mail	Location
				Office	Mobile			
9		Yemsirach	private		09 11 18 19 58			Sefera
		Raey	private		09 11 18 19 61			sefera
		Bole Genet	private		09 45 44 69 61			sefera
10		Zagol	private		911103281	6669	Admin@zagolacadamy.com	Meri
		Children Eden	private		922565283	30207	sofiavirdaw@yahoo.com	Meri
		FA	private		911942597	-	fakg@gmail.com	Endode
		Beshale	private	118631818	911173797	-		Beshale
		B.B.S No 1	private	118389677	911809734	246/1035		Around Abbo Church
		B.B.S No 2	private	118389677	948163966	264/1035		Around Meri primary school
		Selam	private		911140886	62020		Endode
		Yegna	private	118409109	910088618	-	salihbirhanu@gmail.com	Around Meri primary school
		Deliverance	private		913124973	-		Endode
		Tree Hill	private		911016799	1800/1250	Trihillacademy@hostgmail.com	Around semmit
11		Safari	private		911469878			Around semmit condominium
		Netese Brak	Private		09 11 67 66 43			Gorotaxi makomia
		Vision	Private				Vision Academy	Meskid fit left
		Dan cookies	Private		09 11 21 23 29			SeferaAdebabay
		Nasa	Private	118106017	09 12 86 30 31			Seferakexena 2
		Queen Soliyana	Private		09 11 66 01 44			Farismekakelegna clinic
		Hohe	Private		09 11 92 38 01			Seferamekakelegna cline
		Harmonious Life	Private		09 11 66 01 45			Seferakexena 2
		Rich in knowledge	Private		09 23 97 98 56	1221251	Tamiratrahel @yahoo.com	Sefera Postabete
		Ethio Harbard	Private	0116464699	09 20 22 99 54			Nitsu mender
		Lemi	Government	1118688972	09 10 83 40 83			Lemi Addis sefer
12		Bole Woregenu	Government	116519017	910535946			woregenu
		Yebulbula Raey	Government	118606254	923319003			mekeakaya
		School of Aygoda	Private		913008531			shemachoch
		Hope of Kids	Private		911898538			shemachoch
		Bright Brain	Private		923521300			abashame
		Ememuz	Private	114714396	911035766			shemachoch
		A squer	Private		911822232			woregenu
		Auxilium Catholic	Church		913628780			medhanealem
		Rohobot	Private		924357024			woregenu



Subcity	Woreda	School Name	Ownership	Telephone		Po Box	E-mail	Location
				Office	Mobile			
12		Bole Bulbula Medhanealem	Church		911191829			medhanealem
		Activate	Private		919198869			woregenu
		Getachew Sheri	Other		911781271			abashame
		Bemnet	Private		913478620			woregenu
		Cherry	Private		913478620			shemachoch
		super kids	Private		910314342			refenti
		elshaday	Private		911194112			woregenu
		Gerji	private		911368965			
		Hany	private		910316305			Abeshero Hinsta
		Atse Zereyakob	private		913573684			Wedecha Sefer
		Sophists	private		916160109			Range Madebalekiya Sefer
		Tikuret	private		92366822			Tewekayoch Mekerbet
13		X-Less Educational Empire	private	116290352	912499116			Tewekayoch Mekerbet
		Super International	private	116291138	911723959			Mobile Ategeb
		Embut	PLC	116293799	912084073	90007	Embut.school@yahoo.com	Korea Hospital
		Dibora	private	116294081	924351228	33024	Diborahschool.edu.et@yahoo.com	Mariam Akababi
		Macmillan	private	116292283	911689730			Emperial Akababi
		Addis International	private	116626686	913226526	62737		Ethio Airport
		Bole Gerji	Government	116290323	911309934			Kidus Georgis Akababi
		Bole Community	Government	116180043	913180649	33531		Bole Homes Akababi
		Tom And Jerry	Private	116291001				Ethio Guarage Akababi
		Sheger Ville	Private	-	911828964	9774AA	Shervill school /@gmail.co	Anbesa - Guarage
		Super Holy Savior	Private	116298976	-	40182	Super hol @tecome .net.et	Unity - University
		Ethio Parent s'	Share	116293473	911214314	25278code 1000	Ethio parentes'gur@ethionet.et	Unity - University
Focus	private	116296870	913914790			Mebrathayl		
Vision	private	116296793	911171497	27177	Vision acadamy Ethiopia @gmail.co	Mebrathayl		
14		British International	private	116298601	930003989	5583		Unity - University
		Council	private	116296677	911551515	9835	Council acadamiy @yaho.com	Mebrathayl Condomniem
		County	private	116296524	911993013		Abebe fasil @yahoo.com	Mebrathayl
		Hidase	Government		913082262	462009	-	- Unity -University
		Unity	private	116290806	937633909	6722	Uuinto @ethionet.et	Unity - University
		X-less	private	116290708	911137613	120066	Ameneyu chris@yahoo.com	Kadisko-Hospital



Subcity	Woreda	School Name	Ownership	Telephone		Po Box	E-mail	Location
				Office	Mobile			
1	London	London	Private		911919824			Shiromedasilase
		Cherihom	Private		913356839			Shiromedasilase
		Connected in Hope	NGO's		912343833			Shiromedasilase
2	Dill Betigil	Yekatit 12	Government		906101336			shromeda
		Miskaye Hizunane Medhaniyalem	Church	111238758	911784123			Menen
		Bitania	private					Menen
3	B.K.S Foundation	Kebele 01/02	Shemachoch					Wolega sefer
		Entoto wongelawit	Mission					shromeda
		Miracle	Private					Wolega sefer
4	M.Y	Atise Nakutoleab	Government					Menen
		Jerusalem	Government	910534377				Menen
		B.K.S Foundation	Government	913649403				Dj. Metaferya
5	Elon Academy No.1	Bethlehem	Private	913709013				Jerusalem
		Prince	Private	913770598				Arround 6 Kilo
		M.Y	Private	924384114				Arround 6 Kilo
6	Tanti	Atise Libene Dingle	Government	01111123 95	0912040726			Kechene Medhaniyalem
		Kechene DebereSelam Vision	Private	011156 96 98	0911891459			Kechene Medhaniyalem
		Kibebe Tsehay	Government	0111 11 12 13	091324 51 55			Kechene Medhaniyalem
7	Addis Birhan	Atise Tekle Giorgis	Church	0111 55 25 60	0913 04 23 42	28	<a href="mailto:atschool@ethionet.et">atschool@ethionet.et</a>	Kechene Medhaniyalem
		Elon Academy No.1	Government		09 13 73 03 36	301cod1029		Kechene
		Elon Academy No.2	Private	011-869 41 14	09 12 14 12 46	3193code120		Kechene
8	Eyerusalem	Eyerusalem	Private	011-111 73 96	09 38 06 04 08	3193code120	elonschool@gmail.cm	Kechene
		Tanti	Private	09 13 65 48 64	09 13 34 07 13	54212	academyeyerusalem@gmail.com	Kechene
		Tinsae	Private	0111-56 84 29	09 11 68 59 59		Tanti2005@yahoo.com	Kechene
9	Fikere Lsera	Tinsae	Private		911478499	9 code No 1061		Shiromeda
		Entoto Freedom	Government	111115666	912322444			Meketeya
		Bright Future	Mission		911167861	80759		Shiromeda
10	Entoto Hope for Children	Voice for street children	NGO		913203474			Meketeya
		Prominence	NGO		912603192			Shiromeda
		Entoto Hope for Children	Private		910155889			Shiromeda
11	Entoto Hope for Children	Entoto Hope for Children	NGO		911086586			Meketeya



Subcity	Woreda	School Name	Ownership	Telephone		Po Box	E-mail	Location	
				Office	Mobile				
Gullele	7	Hamle 19/67	Government	0111-27-08-96				Addisu Gebeya	
		Addis Raey	Government		09 11 34 64 78			Addisu Gebeya	
		Addis Tesfa Kokeb	Government					Addisu Gebeya	
		Lazarist	Mission	011257-60-53				Semen mazingaja	
		St. Mary	Mission	0111-56-59-08				Semen mazingaja	
		EB	Private	0111-11-08-82				Semen mazingaja	
		Agatos	Private	0111-27-09-50				Semen mazingaja	
	8		Dr.fish	Private					Semen mazingaja
			Meseret	Private	913890005				Semen mazingaja
			Addis Berhu Tesfa	Association	0111-11-64-92				Semen mazingaja
			Belay Zeleke	Government	111270985	912001047			Tsion hotel
			Gullele Adey Abeba	Government	111270985	911459603			Tsion hotel
			Berhane Hilina	Government	111270755	911788498			Addisu Gebeya
			Kezen	Private		922871286			Tsion hotel
9		Sentinitious	Private		911815181			Addisu Gebeya	
		Sibilings	Private		911199387				
		Rufael Holysavior	Private	111268021	911671943	80282			
		Hope Land	Private	118123406	911151174	29792			
		Focus	Private	116522306	911163853				
		Amigonian	Private	111567533	913651009	25485 cod 1000			
		Addis Ababa No.2	Government	112593704	911573092	26404			
9		Dil Amba	Government	112591468	913476994	-			
		Nejashi	Private	118696354	930105628	-			
		Merewa	Private	112595518	947484862	-			
		Meleket	Private	118677787	911651652	50311			
		Enat	Private	112593507	912280433	16068			
		Gullele Hollisavior	Private	112595562	913199375	80282			
		k/Azmach Andarge W/Giyorgis	Private	112776398	911484994	1295			
		Ethio-Parent	Private	112594911	911427865	25278			
		Amigonian	Private	112136429	912196334	25495			



Subcity	Woreda	School Name	Ownership	Telephone		Po Box	E-mail	Location
				Office	Mobile			
Gullele	10	Fikir	Private	112590429	913232200			Shegole
		Mieraf	Government	918037604	921771439			Shegole
		Azop	Private	913027502	911754198			Shegole
		Wendim Gashe	Private	112591910	911624323			Shegole
		Yenegew Fre	Private	112591188	913011350			Shegole
		Melkte	Private		911664804			Shegole
		Almaz Ashne	NGO	112590147				Shegole
		Abiyot Ermija	Government	115511765	911124034	1011		Olompia
		Aise Tewodros	Government	115521330	911103243	2528		Urael
		Menen Bez	Private	115519219				Getu Commercial
Kirkos	1	Piter Pan	Private	115522049	911547396	5949		Debel
		Urael	Government	118685311	913950070	5649		Atlas
		Greek Community	Community	115515870	911656892	598	<a href="mailto:gcs@ethionet.et">gcs@ethionet.et</a>	Olompia
		Netsanet Birhan	Government	114166514	911460881	5123		Drimilner hotel
		Temenja Yazh	Government	114661301	933728110	100768		Wotatoche seferre
		Hamble 1	Government	116162569	911441666	1150		Bole printing press
		Dandii Boru	Private	115529982	937672918	699	<a href="mailto:dandiiBORU@ethionet.et">dandiiBORU@ethionet.et</a>	Wolo seferre
		Narod	Private		912976234			Wetate meakele
		School of Tomorrow	private	116555343	913460484	29605	<a href="mailto:schotom@ethionet.et">schotom@ethionet.et</a>	
		Melkam ejoch	private	115542363		90513		
Kirkos	2	New Grand	private	114653343	911419856			Meskerem mazorya
		Kidun	private		911689311			
		Wake up Baby	private	114161424				
		Y eteaberut Memihran	Government	114166143	910493409			
		Joy	NGO	114654520	911420109			
		Future Talent	NGO	116637043				
		Choice	NGO	114163755				
		Gubae Egziabher/Mercy/	Mission	114165504				
		Adey Abeba	NGO	114166013				
		Fliper	International	114700788				
Kirkos	3	Amesos Family	Private	114163642	-			Lancha
		Berana play	Private	114896342		29800		Lancha
		Birhan International	private	114886680	930173993			Lancha
		Delight Youth	private	115503954	911557117			Kera
		Divine providence sisters AC.	Mission	-	919221844			Lancha





Subcity	Woreda	School Name	Ownership	Telephone			Po Box	E-mail	Location
				Office	Mobile				
Kirkos	4	Rafidom youth	Private	114666866	941566144	10265	-	Lancha	
		Soliana	Private	114664259	911165563	12237	<a href="mailto:Soliana_academy@gmail.com">Soliana_academy@gmail.com</a>	Lancha	
		Tibeb Gebeya	Government	114165542	926811294	-	-	Riche	
		Worha Yekattit	Governments	114163563	911145528	9125	-	Kera	
	5	Yewket Fana	Governments	114161169	913008143	8022	-	Lancha	
		Soliana	private	114664299	911856188	-	-	Bulgarya	
		Sunny Side	private	114160495	911181358	201121	<a href="mailto:Info_sunmysideeducation">Info_sunmysideeducation</a>	Bulgarya	
		Chabod	private	118495355	911540565	20843/1000	<a href="mailto:Chabodschoolgmil.com">Chabodschoolgmil.com</a>	Bulgarya	
		Meserete Ethiopia	government	113725839	911640765	-	<a href="mailto:Mesereteethiopiagmil.com">Mesereteethiopiagmil.com</a>	Sarbet	
		Ewket Minch	government	114166823	917076824	-	-	Bulgarya	
6	Agazian No 1	Government	115504778	911362251	41800	<a href="mailto:Agazian@fhionet.et">Agazian@fhionet.et</a>	Mexico		
	Himudika Kazanchis	Other	910533594	-	-	-	Kasanschis		
	Tinsae Birhan	GOV	1155119373	919414176	62056	-	Kasanschis		
	Brass Youth	Private	115156713	--	-	-	Kasanschis		
8	Kazanchis Mekaneyesus	Other	115152536	-	62335	-	Kasanschis		
	Bihirawi	Government	115150200	913892982	100887	-	Near to Egizibition		
	Nexus Youth	Private	115531139	911884682	577 cod 1110	-	Near to Dembel		
	EIshaday	Private	114655448	911887756	2889 cod 1250	-	Meshalokiya Tena Tabiya		
9	Felege Yordanos	government	11416470	913980082	4555	-	kirkos		
	Walia	government	114651652	911986062	-	-	kirkos		
	Blue Bird No.4	privet	114651665	910157887	8547	-	kirkos		
	wondmamach	Government	114652597	911102996	-	-	-		
	Vikas	Privite	114163754	911553520	-	-	-		
	Blue Bird No.2	Privite	114674393	912021182	-	-	-		
10	New Life	Privite	114161491	937886990	-	-	-		
	B.T.M	Privite	111238659	913249692	-	-	-		
	Fre Genet	NGO	114166876	911637677	-	-	-		
	AbuneBasilios	Government	113211495	912198597	70055	-	Alert Hospital		
11	Biruhe Tesfa	Government	113211394	910634648	70482	-	Alert Hospital		
	Mar Youth	private	113481365	911194274	719/1033	-	Alert Hospital		
	Bemnet	private	113214529	922117600	-	-	Alert Hospital		
	MedihnMahiberawi	private	113212262	911315634	70435	-	Alert Hospital		
Kofe									

Subcity	Woreda	School Name	Ownership	Telephone		Po Box	E-mail	Location	
				Office	Mobile				
Kofe	1	Joint Vision	private	113481743		-	-	Ayer Tena	
		Tigat	private	1134800611		-	-	Ayer Tena	
		Isahan	private	11340638		-	-	Ayer Tena	
	2	3	Beza No.3	private	113480532		7021	-	Ayer Tena
			Ychmidar	private	11693024	920122660	70435	-	Ayer Tena
		Beteseb	private	113481365	942146776	-	-	Ayer Tena	
		Repiabel	private	911217733	912052234	<b>20756</b>	-	Reppi	
		Meweda	private	912052234	923461806			Kara kore	
		Repi kale hiwot	Church	923461806	911636272			Reppi	
		Ethio hopes no 1	private	911636272	913003451			Kara kore	
		Ethio hopes no 2	private	913003451	9120457			Kara kore	
		Kiya	private	9120457	911111782			Kara kore	
		Sun rise	private	911111782	911868477			Kara kore	
		Haset	private	911868477				Kara kore	
		Adteam	private	113483716				Kara kore	
3	4	Hassen	private	113488252	913192189			Kara kore	
		Zewidneshtilaye	private	113488252				Kara kore	
		One stop	private		937943253			Kara kore	
		Muse	private	113470782				Kara kore	
		Alifeba	private		929197819			Kara kore gerare	
		Atlas	private		911566922			siltesebarekara kore	
		Admasberehan	private		911332994			Kara kore	
		Amedulues	private		911477062			Kara kore Siltesafares	
		Beteseb	private		911360619			Kara kore	
3	5	Future Generation	private	118685914				Gerarekara kore	
		Megefira	private					Silted sefare	
		Sarem	private		912947186			Silted sefare	
		Kara kore	private		911052872			Kara kore	
		Boaze	private	113693285				Kara kore	
		Gm	private	118310481	912092465			Wateadere sefarekara kore	
3	6	Novel	private		932875691			Kara watadere sefere	
		Bright hope	private		930070874			Kara watadere sefere	
			private		911691385			Kara watadere sefere	
			923275088				Kara siltesefare		



Subcity	Woreda	School Name	Ownership	Telephone		Po Box	E-mail	Location
				Office	Mobile			
Kofe	3	ElmenureNo 1	private		911374353			Kara siltesefare
		Oketve	private		930012151			Kara siltesefare
		MT	private		913620717			Kara kore
		Cheri or card	private		913638942			Kara kore
		Prince	private		911703204			kara kore
		Loza	private		913551036			Kara kore
		Robobot	private		920150395			Kara kore wataderesfare
		TesfaBer	private		911671575			Alem bank
		Mesty key	private	113480713				Kara kore gear
		Mumetaz	private		912163422			Kara koregerar
		Reverland	private		913706603			Siltesefarekara kore
		Sweet kids	private		911669124			Karesiltesefere
		East Africa	private	113480655				Kara kore greare
	Elmenure No.2	private		946647067			Kara koresiltesefar	
	Nigat	private		911062344			Karakoresiltesefar	
	Wimal	private		911154493			Kara koresiltesefar	
	Fere	private		911121925			Kara kore watedrsfare	
	Nejat	private		916298455			Kara koresiltesefare	
	Apple	private		113483695		-	Ayer tena toAlem bank road Mosque	
	Sun flower	Share		113482070		-	Ayer tena toAlem bank road Mosque	
	yehemdar	private		113484199		-	Arroud kidane mihret church/ Alem bank	
	Alfa keranio	Share		1134		-	Ayer tenaAlem bank	
	Jemo	Government		113471013		-	Ayer tenaAlem bank	
	Iman	private		113486203		160144	Ayer tenaAlem bank	
	Rising sun	private		11345795			Ayer tenaAlem bank	
	Jemoshemachoche	Association		113482442		10331485	Ayer tenaAlem bank	
Brilliant	private		113487851		57521	Alembank Debreabay		
Equilibrium	private			911052831	10809	Arroud kidane mihret church/ Alem bank		
Lemma negawo						Ayer tenaAlem bank Debre abay		
zeneas	private		118684766		-	Ayer tena Alem bank Debre abay		
Yetw/ldTesfa	private			911205003		Ayer tena Alem bank		
Embizuhan	Church		0113719087		---	Alem bank road Near to mariyamchurcu		
AkakikalHiwot	Church		0113492895		---	Infront of woreda 05		
	4							

Subcity	Woreda	School Name	Ownership	Telephone		Po Box	E-mail	Location
				Office	Mobile			
Kofe	4	Merit	private	0113482151	911131528	---	--	Ayertena square
		Tesfadirjitt	N.G.O	0113482-53-4	910335899	-----	--	Ayertena square
		Addishiwot	Private	-	911100259	-----	---	Betel road abve woreda 05
		Bilen	Private	-	09-2273-0929	---	--	Betel road abve woreda 05
		Awoliya no2	Mission	01134-96-110	913297836	---	--	Betel road abve woreda 05
		Addisalem	Private			---	--	Betel road abve woreda 05
	Matilida	Private			---	--	Betel road abve woreda 05	
	Shalom	Private		0911-06-06-52	---	--	Betel road abve woreda 05	
	Hiwotbirhan				---	---	Betel road abve woreda 05	
	Successes				---	---	Betel road abve woreda 05	
	kestedemena	Private			---	---	Betel road abve woreda 05	
	Sweetbaby	Private		09-11-3542-92	---	---	Betel road abve woreda 05	
	BikolosNur	Private		920751616			Bethel	
	Bigberg	Private		911462258			Mandis	
	Olive	Private		113490419			Woyra Bethel	
	M.E.S.T	Private		113490735			Woyra	
	Fruit	Private		911988299			Giorgis	
	Tsinat	Private		913010735			Bethel	
Beteseb	Government		113495451			Bethel		
YemaneBirhane	Government		912947590			Woyra		
weyra	Private		912758001			Woyra Bethel		
Renaissance	Private		113495462			Bethel		
KidusGiorgis	Private		910146881			Giorgis		
Birket	Private		911890052			Bethel		
Omega	Private		113495943			Bethel		
Addis Tesfa	Government		011 3499459	913210972				
Victory	Private		01 13494868	09 34971122	-			
AbuneGorgoriyos	Share		-	09 13318899	-			
Daliya	Private		01 13497765	09 13000206	8222			
Birhan	Private		-	09 13922183	-			
AI -Afuya No -1	Share		01 13696504	929189991	-			
AI -AfuyaAcadamy No -2	Share		01 18299644	09 13824308	-			
Beteseb	Private		09 35409612	935409611	-			



Subcity	Woreda	School Name	Ownership	Telephone			Po Box	E-mail	Location
				Office	Mobile				
6		Bat-sheba	Private	01 18374203	09 22778832		-		
		SefaAcadamy No -1 and No-2	Private	-	0921 420903	24566			
		priskila	Private	-	0911 488953	-			
7		Kerniyo Medhanealem	Government					K/ medhanialem Church	
		Yididya No 1	Private		0911 46 47 71			Yeshedebele	
		Preskela	Private		0911 40 94 03			K/ medhanialem Church	
		Eseke	Private		0913 45 36 32			K/ medhanialem Church	
		Cheri	Private		0911 71 90 59			K/ medahanylem Church	
8		EM	Private		0911 16 96 40			Yeshedebele	
		Helina	Private		0911 19 91 13			Yeshedebele	
		MesereteEdiget	Government	112792332	911809195	180064	-	Mebrat Haile	
		yohatsion	Private	--	912070802	-	-	Mebrat hail	
		Family	Private	-	911442054	3255	-	Torhailoch	
		Moonlight	Private	118305020	912054424	-	-	Torhailoch	
		Sam	Private	-	911857737	-	-	China Embassy	
		Omega	Private	113711550	911485281	-	-	Torhailoch	
		kebron	Private	113710764	938957026	-	-	Total	
		cruise	Private	113724400	911466936	-	-	Total	
9		Kumneger	Private	113201599	911891620	-	-	Total	
		Selamber	Government	112791468	-	50913	-	Likuanda	
10		SewasewBirhan	Church	112738044	-	-	-	Likuanda	
		Noterdam	Private	-	911617014	30502	-	Likuanda	
		Yididya	Private	-	911464771	-	-	18 Mazoriya	
		Piramid	Private	112803751	-	-	-	Mebrat hail	
		Addis Youth	Private	118205167	0911-72-86-76	--	--	SORAMBA	
		Abem Youth	Private	0112738822	--	--	--	Around Lukanda	
		Fire	Private	--	0911-44-20-54	--	--	Around Lukanda	
		Abbay	Cooperative		0911-06-77-10	--	--	Around Philipos Church	
		Readymade	Private	0112808448	0911-61-21-80	--	--	Lomi Meda	
		AI-Afia No1	share	1112791298	-	-	-	Atenatera	
11		AI-AfiaNo2	share	1127911957	922160431	-	-	Atenatera	
		Kolfemekenyesus	Mission	1112738924	910043904	-	-	18 mazoriya	

Subcity	Woreda	School Name	Ownership	Telephone			Po Box	E-mail	Location
				Office	Mobile				
Kofe	12	Al-Emhat	Private	-	911167204	-	-	18 mazoriya	
		Gibson youth	private	011 270 46 15				Traffic sefer	
		GH	private	011 820 59 62				Terosilassie	
		Biruh Ray	private		0911 81 08 74			Ghion Berekina&teromesgid	
		Umehat	private		0941 30 94 81			Lomimeda	
		DagmawiBirhan	Government	011 270 40 96				Birichiko	
		Fares	private		0911 44 10 93			Birichiko	
		Ardi Youth	private	011 896 63 63				Birichiko	
		Icon	private	011 829 95 77				Birichiko	
		Corner stone	private		0937 44 37 78			Birichiko	
		Aster BeteFikir	private	011 279 89 75				wingate	
		Bashewam	private	011 280 39 34				Teroaratmenta	
13	13	Teri	private	011 830 98 78				Lomimeda	
		Hilina Top	private		0913 02 88 68			Birichiko	
		3A	private	011 279 38 17				Terosilassie	
		Newlife	private		0912 06 32 35			Teroaratmenta	
		Lemonland	private	011 279 45 26				Lomimeda	
		Asko Progress	private	011 868 9092				EyasuTsebel&Chereta	
		EyusalemAkato	private		0911 10 87 81			Terosilassie	
		Askokalehiwot	Church	1125705343		20756		Sansusi	
		D.A	Private		922840708			Adis sefer	
		Selamawit	Private		911776110			Asko	
		Addis Fana	Government	112702267		28752		Addis sefer	
		Fitawurari	Government	112701787		57782		Asko	
14	14	Kebede Michael	Private	112702899		33368		Asko	
		Geez	Private		911216808			Liz sefer	
		Wizdom	Private	118200438				Asko	
		Mishel	Private	911930592				Asko	
		School of Mali 1	Private		911611796			Asko	
		School of Mali 2	Private		911611796			Addis Sefer	
		Mirror	Private	118685410				Liz sefer	
		St.John	Private		923254057			Asko	
		Ekram	Private		911036882		17102011	Awolia	
		Nedi	Private	112700870				Above k.o.j.j	
		Alqelem	Private		911124893			k.o.j.j	



Subcity	Woreda	School Name	Ownership	Telephone		Po Box	E-mail	Location
				Office	Mobile			
Kofe		Kale	Government	112703227	913703227			Eyasutsebel
		Gulemontosory	Private		913838388			Asco bus station
		Awolia	Private	112708176				Awolia
		Africa dream	Private					Awolia
		Hermolan	Private		913558587			Awolia
		Amen	Private		913872951			Abunahabetemariam
		<i>Aster salaysh</i>	Private		911122845			Asco bus station
		Kiku kids	Private					Above k.o.j.j
		Abay Minch	Community	113691316				
		Meskerem 1	Government	115151392				
		Intelligent Millimiya	Private		911479546			
		Tsinat	Private	118391415				
		Mezegebe Birhan	Government	113710357		403		
		Ethio Canada	Private		911872677	102		
		Hiltops	Private	113201748		70538		
Ousman	Private	112797959		25				
Selam	Private	113714748		15952				
Bright	Private		913686706					
El-home of kids	Private							
Lideta		Britanica	Private	112765426				
		Kebele 04/06	<b>Public</b>	118299571				
		Bilal	Private		911106656			
		Karamara	Government	112133282				
		Enat Ethiopia	Government	112134514				
		Birlance	Private		910995061			
		Kebele 29	Other	112139409				
		Kebele 37	Government	112763908				
		School of Americana(geja)	Private		910995061			
		School of America(coca)	Private	111213362				
		Kebele 30	Public		910818257			
		Kebele 41	Other		913671470			
		Kebele 42	Other		911300196			
		Edeget Besera	Government	115157055		2406		

Subcity	Woreda	School Name	Ownership	Telephone		Po Box	E-mail	Location
				Office	Mobile			
Lideta	7	Gola Birhan	Government	11112956				
		Abadir	Public	11113931				
		Ruhama	Private		911864819			
	8	Alsawole	Private		911755293			
		School of Americana	Private	0115512190				
		Tesfa kokeb	Government	0118591107				
		St.George	Government	0115152944				
10	LidetaWongelawit	Church	115516755					
	Frehiwot No.1	Government	115157818		4466			
	Lideta	Other		911430486				
	True Hope	Private	115512362					
	Liza	Private	115158241					
Nefas silk	1	Good Neighbours	Private	118957483				
		B.S.C.	Private	--	911678739			Lebu Gara
		Kasech	Private		911118583			Haile Garment
		Hana	Government	118956780				Hanna Sefera
		Tsegereda No.1	Private		911879711			Varnero
		Tsegereda No.2	Private		911879711			Varnero
		Hawi Dandiboru	Private		911691978			Airtu Mojo
		Neway Challenge No.1	Private	114712023	911554515			Mebrat Haile
		Neway Challenge No.2	Private	114712023	911554515			Varnero
		Brilliant Youth	Private		911112935			Mebrat Haile
		Kale Male	Private		911546848			Hana Sefera
		Mount Olive	Private	116533372	911130755			Varnero
		Frehohte Berhan	Private					Hanna dula Mariam
Stanford Addis	Private	118829462	911633168			Varnero		
Wisdom life	Private		923461537			Hanna Sefera		
Air to Mojo	Government		910360401			Airtu Mojo		
Furi Mariam	Private		913271269			Dula Mariam		
My Dream Land	Private		940327023			Mango Sefera		
Rohama	Private		911703491			Hanna Sefera		
Biyanbone	Private		911837422			Mango Sefera		
New Fortune	Private		913916020			Lebu Kebele		





Subcity	Woreda	School Name	Ownership	Telephone			Po Box	E-mail	Location
				Office	Mobile				
Nefas silk	1	Hebron	Private		911049055			Oromia Condominium	
		Beal Perasim	Private		913554920			Varniero	
		Beteseb	Private		935409621			Varniero	
		Boliam	Private		911866366			Varniero	
		Geez	Private		923939522			Mango sefer	
		Genus Zone	Private		92455954			Hana sefe	
		Gohe	Private		910341442			Oromia kondominiem	
		HB	Private		913226183			Hana sefera	
		Kebwa Rose	Private		911451660			Hana sefera	
		Maruf	Private		913146021			Hana sefra	
		Meserak	Private		912779313			Haile Garment	
		pinnacle	Private		916594669			Oromia kondominiem	
		Rebirth	Private		912933646			Hana sefera	
	2	Hunde Gudina	Private					Mechael Adabay	
		Addis Hiwot	Private	113698052					
		Strong Hearts	Private		911726537				
		Hermon	Private		912051770				
		Roman	Private		911947357			Near to mechael Adebabay	
		Kore Birhan Wongel	church		910545391			kore	
		Maleda	Private		911306244				
		Champion	Private		947721515				
		Limat	Private	113210373					
		Peer Paulo	church		913128106				
		Vital	Private		911377335				
		Sew Tsega	Private	113210939					
		Hiber No.2	Government	113211577				Mekanisa Michael church	
Pride	Private	113212175							
Nigat	Private	113214541							
St.Mery	church	113210148							
Mekanisa K/Michael	church	113698051							
Impressing Hope	NGO		929191285						
School of Excellence	Private	113214181							
Addis Tesfa	Private		912058244						
T.W Trinity	Private		911372702						
Yeamde	Private	113211733							

Subcity	Woreda	School Name	Ownership	Telephone		Po Box	E-mail	Location
				Office	Mobile			
Nefas silk		Doliphen	Share Company	116534954				
		Defrom	Private		911383370			
	2	Abyot Fre New Hope	Edir		113215246			
		C.S.S	Private	118391531				
	Great Ethiopia Transformation	Share Company	118961904					
	Alpha Blen	Share Company	113698021				Mechael Adabay	
	Future Generation	Share Company	113211588					
	Kids Vision	Private		911906193			Around woreda 02	
	Origen of knowledge	Private		913519958				
	Mekdela	Government		911714769			Around Higher23	
	Mekanisa Akababi	Government		910511861			Abo Mazoria	
	Everest	Private	113727272				Around Abo	
	Modern	Private		911676761			Around Besrate Gebriel	
	Double	Private		912323183			Around Abo	
Robost	Private		942169116			Around Abo		
3	Bisrate Gebriel Inernational	Private	113727841				Around Besrate Gebriel	
	Cruise	Private		911170662			Around Total	
	Roben	Private		911769015			Abo Mazoria	
	School of Tomorrow	Private		912370502			Around Besrate Gebriel satcon Ategeb	
	Yeneta	Private		911192287			Around South African Embassi	
	Ozone International	Private	113728508/09				Around Abo	
	Spring of Knowledge	Private	113717660				Around Vatican Embassi	
	New English	Private		911856389			Carl Adebabay	
	Captun Danagil	Private		912026346			Ethio Medihanit febrica Ategeb	
	Mekanisa Mekaneyesus	Private	113712558				Abo Mazoria	
	Light House	Private	113715617				Around Mekanisa	
	SOS	Private	113204222				Around Besrate Gebriel	
Sara	Private		937900404			Around Besrate Gebriel		
ICS	Private	113711544				Samit Jerba		
Mekdela	Government		911714769			Around Higher23		



Subity	Woreda	School Name	Ownership	Telephone		Po Box	E-mail	Location
				Office	Mobile			
4	Tesfa	Gibson youth	Government	113200356	910080765			
		School of Nation	Private	113728141	911081345	15564	GYA SCHOOL @HOT MAIL.COM	sar beat Akababi
		Mekansisa Abadir	Private	113729752	923003535	41189	School of Nation@gmail.com	sar beat Akababi
		F.M	private	113202134	911232342	12693	Info. At Abadir ms	sar beat Akababi
5	M.T	Warka	private	114660428	911059349			Around W 05 office
		Veronica	private	114164984	911905822	40020		Around kidane mihiret church
		Alexander	private	913491377	913491377			Around mesekel ketefo
		Strivers	private	911719174	911719174	3544	Natsam2005@gmail.com	Around gofa center
6	Nefas silk	Sun Coat	private	114660777	911397216			Around kidane mihiret church
		Ahadu Beteseb	private	912777904	912777904			Around W05 health center
		Zikire Teophilos	Church	911433528	911433528			
		Nation Wide	private	114163686	911470130	182718		Gofa Gebriel
		Netsanet Chora	Government	114664154	911648975	5242		Gofa
		Tiruwork	private	114160118	911346206	40953	truah@ethionet.et	Kera
		Cordova	private	114160471	911684290	181889	contactmuctar@yahoo.com	Gofa
		Destiny Future	private	118698289	930175849	121235	haregl@yahoo.com	Kera
		Atse Zereyakob	Government	114160107	911649507	7404		Kera
		Nure Jemal	private	114167440	911111608		Nurjemal2014@gmail.com	Kera
		Hibret	Church	118685831	911035033			Kera
		New Vission	private	114664286	912461247			Kera
7	Hawariyaw Petros	Salem	Government	1184057001	913518786		Newvision2006@yahoo.co.uk	Kera
		Font	private	114163332	922407028			Gofa
		Eldra	private	118518876	913263541	17854		Gofa Mebrat
		Kids New Flower	private	118688588	911066032			Gofa camp
8	Agazian No.2	Sun youth	private	114669166	911458937			Kera Akebabi
		Salem	private	114669632	941368945			gofa Gebriel adebabay
		Sabedy	private	114423544	911159632	6008	sabedvinteracademy@gm-ail.com	Saris wereda7 Akababi
		Darsy	private	114401512	911380097	120935		Saris wereda7 Akababi
8	Sibste Negasi	B.R.S	private	114409297	930034724	8583	Solomonge95@yahoo.cfom	Saris wereda7 Akababi
		Agazian No.2	Government	114404569	911896436			Nifas silk Yesef ategebe
			Government	114428051	912116082			Gotera meshoalekiya akebabi

Subcity	Woreda	School Name	Ownership	Telephone		Po Box	E-mail	Location
				Office	Mobile			
8		B.T.D	private	114708000	912096582			Gotera meshoalekiya akebab
		Eddon	private	114404928	911917173			Gotera meshoalekiya akebab
		Lemlem	private	-	922848695			Gotera meshoalekiya akebab
		Mekere	private	-	911887305			Gotera meshoalekiya akebab
		Addis Amba	Government	114420441	913293815	120112	--	Saris Addis Sefer
		St. Kidanemihret	Church	114432175	911940300	--	--	Saris Addis Sefer
		El-Bethel	private	114426708	911643875	181660	--	Saris Addis Sefer
		Falcon No.1	private	114402053	911483380	8840	Falconacademy ethio net.et	Saris Addis Sefer
9		Falcon No.2	private	114425353	911483380	8840	Falconacademy ethio net.et	Saris Addis Sefer
		Falcon No.3	private	114421971	911483380	8840	Falconacademy ethio net.et	Saris Addis Sefer
		Adey	private	114406273	911433842	32838		Saris Addis Sefer
		School of Aygoda	private	114404217	911462195	--		Saris Addis Sefer
		TYPIFY	private	114403508	911244850	--	Fax0114707618	Saris Addis Sefer
		Sene 9	Government	114425226	912059804	1201		ketena 05 around Roto plc
		Abiyot Fana	Government	114425667	911422154	120153		ketena 01 around Abissinia leather Factory
		Promise Keepers	private	114422475	919361200	121201		ketena 02 around Dama Hotel
10	Nefas silk	Ethio- India	private	114402100		32363	<a href="mailto:pc5636@gmail.com">pc5636@gmail.com</a>	ketena 02 around N/S paint factory
		Progress	private	114422246				ketena 05 around Ethiopian red cross society
		Nur Jemal	private		911035033			ketena 04 around Behera Tsege Mariam church
		Poc Rule Nasa	private	114707082	921403559			ketena 05 around Ethiopian red cross society
		Solomons	private	114427901	913397232	121707	Infosolomonsacademic.com	ketena 06 around N/S paint factory
		TWS	private		913151499			ketena 05 around Roto plc
		Ruth	private		911005393	121073		ketena 01 around key Afer
		Eshakol	private		911717368			ketena 05 around Roto plc
		Yeneta Hahu	private	114421763	913045933			ketena 02 around police community
		Lesanco Hollins	private	118290060				ketena 02 around police community
11		kotari	Government	118690281				Hana Akababi ketena 2
		Ewuket Birhan	private		947742060			Hana Akababi ketena 2
		Simziro	private	114197323	911449969			Hana Akababi ketena 2
		Asrok	private		921611985			Hana Akababi ketena 2
		Genius	private		911771959			Hana Akababi ketena 2
		Misale	private		911691324			Hana Akababi ketena 2
		Leule Mekonnen	private		910567034			Hana Akababi ketena 2



Subcity	Woreda	School Name	Ownership	Telephone		Po Box	E-mail	Location
				Office	Mobile			
Nefas silk	11	Efrata	private	114194289	913503934			Hana Akababi ketena 3
		Akilesiya	private		911883345			Hana Akababi ketena 3
		Ashkol	private		911632669			Hana Akababi ketena 3
		Halet Comet	private		913288065			Hana Akababi ketena 3
		Rohobot Vision	private		911316912			Hana Akababi ketena 4
		Yerom	private		913399934			Hana Akababi ketena 4
		Sweet Baby	private	114194403	911649538			Hana Akababi ketena 4
		Memory	private		911768175			Hana Akababi ketena 4
		Eyakebwehana	private	114192193	911764001			Hana Akababi ketena 5
		Metro	private		911130151			Hana Akababi ketena 5
		Amen	private		911412861			Hana Akababi ketena 5
	Yeabkal	private		912192619			Hana Akababi ketena 7	
	Addis Hiwot	private		913776604			Hana Akababi ketena 7	
	Tseday	private		911309113			Hana Akababi ketena 7	
	Shalom	private		912138081			Hana Akababi ketena 8	
	Sidon	private		911873386			Hana Akababi ketena 8	
	Ethio Genesis	private		912718878			Hana Akababi ketena 8	
	Saba boru	private		913325729			Hana Akababi ketena 8	
	Finote Loza	private		910545871			Hana Akababi ketena 8	
	12		South West	private	114196591	911481338	50010	<a href="mailto:sewa@ethionet.et">sewa@ethionet.et</a>
		Ab Info	private	114193082	912064466	31563	<a href="mailto:abiinfo-acadamy@yahoo.com">abiinfo-acadamy@yahoo.com</a>	Lafto Awash Bank Akababi
		Emanuel No.1	private	114196688	911178545			Around Lafto Mekael
		Emanuel No.2	private	114196688	912147451			Around Lafto Mekael
		Huluam	private	114191929	911868198	124010	<a href="mailto:haluam@gmail.com">haluam@gmail.com</a>	Around 58
		Abune Paulos	private	114196172	921406024			Around Lafto Mekael
		Tsedal	private	114191603	912076128			Around 58
		Future Generation Hope no2	private	114193532	911910590	40298		Around Lafto Mekael
		A.Y.B	private	114194815	913407587		<a href="mailto:avbacadamy1@gmail.com">avbacadamy1@gmail.com</a>	Lafto Awash Bank Akababi
		Elegant	private	114194144	911699231			Around Lafto view Hotel
		Blue Nile	private	114192153	913591229	14515		Around Lafto Meskelegna
		Emyu	private	114198022	911654218			Around 58
		Joice	private	114191699	911402782	101806		Around 58
		Sun Shine	private	114190481	911902475			Around Lafto Meskelegna



Subcity	Woreda	School Name	Ownership	Telephone		Po Box	E-mail	Location
				Office	Mobile			
Nefas silk	12	Ruth	private		911113948			Around Lafto medhanialalem church
		Glow (M.L.W) No.1	private	118362044	970498587			Around Lafto view Hotel
		Glow (M.L.W) No.2	private	118362043	911687895			Next to Lafto primary School
		Megabit 28	Government	114191533	910871910		<a href="mailto:megabit28@gmail.com">megabit28@gmail.com</a>	Around 58
		Lafto	Government	114193292	911131232	199/1032		Around Lafto Meskelegna
		Rediet	Private		913024122			suqee
		Afomiya	Private		913850049			lebu
		Bi-brest	Private	118307118	926714254	42652		Jemo-1
		Unique	Private		923114501			suqee
		Apple	Private		920077697			lebu
		Jemo	Private		912960550			lebu
		Mark	Private		911661979			Jemo-1
	South West	Private	0118965557/8		50010	S.W.A@ethio net et	Jemo-1	
Yeka	13	Sunny Land	Private		911611659			Jemo-1
		Abune Gorgorios	Private		913412853			lebu
		Meraf	Private		910588601			Jemo-1
		Penel	Private		911309309			Jemo-1
		School of Indian	Private	118494567	913487584	121875	school of indiana@ethio net.et	Jemo-1
		Sefere Selam	Private	118114101				Jemo-1
		Dream	Private	0118829445/6				Jemo-1
		Nolawi	Private		910977242			suqee
		Daynamic	Private		911433170			Jemo-3
		Dmbayuth	Private		920731959			Jemo-2
	Super Star	Share Company		942166755			Jemo-2	
Yandualalem	Private		911532575			Jemo-2		
Akiya	Private	-	09 10 10 21 35	-	-	Genete eyesus		
Atsnaf	Private	0111 24 22 13	0911 68 61 57	150118	Zufanfikre yahoo.com	Genete eyesus		
Emawayesh	Private	0111 14 18 74	09 11 02 53 81	21001	-	Genete eyesus		
Habteslase/Metasabiya	Private	011 8 11 86 60	09 13 14 11 86	-	-	Meri joy		
Montosoriyan	Private	011 1 14 01 94	09 13 84 08 75	-	-	Bloket		
GeneteEyesus	church	-	09 10 10 53 90	31 672	-	Meri joy		
Miyaziya 23	Government	01111 4 0 58 9	0913664915/ 0925-49-34-64	-	-	Meri joy		



Subcity	Woreda	School Name	Ownership	Telephone		Po Box	E-mail	Location
				Office	Mobile			
Yeka	1	Kidus Markos	Government	011 1114 04 20	09 13 03 40 97	-	-	Wami Biratu
		Tigllnetsanet	Government	0111 22 41 68	09 33 91 69 32	32117	-	Genete eyesus
		Hizbawiserawit	Government	111140080	912157099	21734	-	Mazoriya
		MekaneHiwot	Government	111140012	912221325	32701	-	Abiyechreh
		Yeha Science & Technology	private	111548248	913395508	3893	-	Biretdildid
		Lemlem	private	111140074	911690738	30744	-	Mazoriya
		Missaki	private	111227931	912018625	56244	-	France embassy
		Rafidem	private	111548484	923493404	16508	-	Libebirhan adarash
		Seble	private	---	911865568	31185	-	Biretdildiy
		Brilliant	private	---	912372747	17336	-	Bonowiha
		Hirut Kale	private	111141266	911247209	-	-	Biretdildiy
		Nigist	private	111140120	910804149	-	-	Biretdildiy
		Gurara Freedom	NGO	111144117	910078659	-	-	Gurara
Bridge for life	NGO	-	-	-	-	Biretdildiy		
Kidusyared	NGO	-	911690053	-	-	France embassy		
Hibret Fire	Government	111235897	911059263	-	-	Aserasemint		
SeraMono	Private	111249894	930034323	-	-	Aserazetegn		
Characount	Private	111325367	913079834	-	-	Aserazetegn		
Birght child	Private	-	911990166	-	-	Aserasosetmazoriya		
Bella	public	111224907	911821266	-	-	bella		
Andnet	Shemach	-	911083156	-	-	Mimilik		
Karamara	Shemach	0111-235982	911380402	-	-	Sidist-Kilo		
Addis Berhan	Government	0111-248874	912241081	-	-	Mimilik		
Kebena Adventist	Mission	0111-237005	938648213	14038	-	Kebena		
Yeka Terara	Government	-	924003739	30121	-	Megenagna		
Yeka primary	Government	-	923986513	-	-	English Embassy		
Kokebeitsibah	Government	-	910871584	-	-	Kebena		
AFA	Private	-	926765579	-	-	YekabMichael		
Addis sew	NGO	-	-	-	-	Ankorecha		
Bukaya	Government	-	923986513	-	-	English Embassy		
BirahnGuzo	Government	115155165	913359229	-	-	Enderase		
Miss ford	Government	115157247	960138321	-	-	Kasanchis		
NigatKokeb	Government	115534423	921331383	-	-	Aware		

Subcity	Woreda	School Name	Ownership	Telephone		Po Box	E-mail	Location
				Office	Mobile			
Yeka		Ethiopia Andinet	Government	115518711	913376993			Arat kilo Gebreal
		Tensalet 2000	Private	115150272	911910913			Aware
		Crown youth	Private	115533461	927709583			Aware
		Y etnebersh	Private	118704605	913024292			Aware
		V-nuvel	Private	118501853	921810418			Kasanchis
		Royal	Private	116460203	911404388			Aware
		Kefa	Private	115517512	913428334			Enderase
		Key kokeb	Public	115153650	911715959			Aware
		Indian International	International	115590187				Aware
		Flipper International	International	115548095				Kasanchis
		Y eka Misraq Chora	Government	116181768	911715470	No	No	British Embassy
		Adwaber	Government	116673803	912040386	No	No	Signal
		Y eka Global	Private	116180197	911645191	No	No	British Embassy
		Nobel	Private	116622578	911167003	553	No	British Embassy
		St Mark	Private	118624702	912506470	22011	No	Hayahulet
		Biruh	Private	116626584	911335014	25664	No	Adwa Dildy
		Biruh Tesfa	Government	116632247	910037002			Woreda 08
Abiyot	Government	116518130	913020348			Central Shewa Hotel		
8		Magic Carpet	private	116636605	911165931			Chefe Tena tabiya
		St Michael	private	116180202	911282416			Lem Hotel
		School of tomorrow	private	1116621205	911130853			British Embassy
		Sarina	private	116183508	911624760			Sholla
		Blue Bird	private	116623293	911537042			Dinberua Hospital
		Goal	private	911231679	913995960			Wubet Building
		Milkway	private	912411504				Sholla
		Bete-Egziabher	private	911739726				Addis College
		Kebele 04	Public	938005486				Addis College
		Kotebe Adventist	Church	116515460	913888480	190346		
		Kotebemekaneyesus	Church	116671744	912134513	190020		
		Andinet international	International	116479986	920557787			
		Worldwide orphans	NGO	910161740	911743936	101763		
		Education for needy people association	NGO	116455240	910555311			
								worldwideorphanseth@gmail.com
								<a href="mailto:Kalb ent@gmail.com">Kalb ent@gmail.com</a>





Subcity	Woreda	School Name	Ownership	Telephone		Po Box	E-mail	Location
				Office	Mobile			
Yeka	9	St.michael llamberet branch	private	116676898	910975156	81277	<a href="mailto:St.michael.school@yahoo.com">St.michael.school@yahoo.com</a>	
		Belltower	Private	116463303	911215118		<a href="mailto:Feyenlafaye@gmail.com">Feyenlafaye@gmail.com</a>	
		St.michaelkotebe branch	Private	116464999	910005874	81277	<a href="mailto:St.michael.school@yahoo.com">St.michael.school@yahoo.com</a>	
		Mavis	Private	116466822	911866692			
		Cristolobe	Private	118656689	911109785	3351		
		Maramawit	Private	116456550	913236639			
		Deliverance	private	-	911259025	23542	Deliverance eth @gmail .com	
		Hillside	private	116457444	911235029	21616	Hillside @eth .et	
		Ermoname	private	-	911305812		Negaaboyme @ gmail.com	
	Elbethel	Private	116463377	912049637				
	Lucy	Private	116465665	911812364	12180			
	Zehagere Gelila	Private	114460986	911172331		<a href="mailto:Hiwot-ethiopia@yahoo.com">Hiwot-ethiopia@yahoo.com</a>		
	Yekakidanemihret	Church	116454999	912034409				
	Yeametah	private		0913-394569			Ankorcha	
10	Sello	private		0912-032977			Ankorcha	
	W.K	private		0911-002788			Cheleleko	
	A.M.T	private		0913-578670			Cheleleko	
	Alab No 1	private		0920-006792	190227		Ankorcha	
	Alab No 2	private		0912-216164	190227		Ankorcha	
	Sewite	private		0911-195998			Shed	
	Fairway	private		0911-428176			Salaysh	
	Flower	private		0913-243592			Salaysh	
	Elmo	private		0116-462696			Salaysh	
	Kidist Hana	Church		0116-459077			Hana	
	Eyot	private		0911-892009			Gohi	
11	Ethio vision	private		0911-641758			Gohi	
	Salayish	Government		0118-389389			Salaysh	
	Hamer	private		-	911259407	-	Around Slam dabo bet	
	Dja/wondrad	private		116463414	-	19300	Infront of W-11	
	Beza	private		1166033072	-	-	CMC	
	Eden	private		116452699	-911482536	-	CMC	
	Marvel	private		116464029	-	1478	Around Dja/wondrad	

Subcity	Woreda	School Name	Ownership	Telephone		Po Box	E-mail	Location	
				Office	Mobile				
Yeka		Rohobot	private	-	911011451	-	-	Around Slam dabo bet	
		Selam children village	private	118962040	-	8075	-	CMC	
		Neway youth	private	116602522	-	14114	-	CMC	
		Magnet	private	116675888	-	-	-	CMC	
		Wuleta	private	-	913152815	-	-	CMC	
		Deliverance	private	-	911408680	-	-	Kotebe University College	
		Fresh and Green	private	-	931084400	-	-	Kotebe University College	
		Macmillan	private	-	930109894	-	-	CMC	
		Mebleteachers association	private	-	911177309	-	-	Around Slam dabo bet	
		EclleccianNuhamine	private	-	911014762	-	-	Kotebe University College	
		Rational	private	-	913683712	-	-	Around Dja/wondrad	
		Happy kids	private	116601343	-	-	-	Around Dja/wondrad	
		GYF acadamy	private	-	913909399	-	-	Kotebe University College	
		Kotebe	private	-	-	31526	-	Kotebe University College	
		Universal	private	-	913208269	-	-	Near Education Bureau	
		Birhan	private	-	911938822	19990	-	-	-
		Edgettajeb	private	116601905	-	-	1316	-	-
		Elivent	private	116675893	911046920	-	-	-	-
		Excellency	private	-	930100573	-	-	-	-
		Future youth	private	-	911959561	7435	-	-	-
		Rigib	private	116601935	-	-	34687	-	-
Kotebebirhanehiwot	Government	-	-	-	-	-	-		
Karallo	Government	116600470	-	-	-	-	Karallo		
Abado	Government	118681448	-	-	-	-	Abado		
KesatteBirhan	Private	-	-	-	-	-	Gebriel		
Sefeakadamy	Private	-	911481681	-	-	-	Mesalemiya		
Bright hope Family kids	Private	-	911348800	-	-	-	Karallo		
Miraf	Private	116604778	-	-	-	-	Gebriel		
Tston	Private	-	-	-	-	-	Abado		
New Sunlight	Private	-	911682047	-	-	-	Karallo		
Ab	Private	-	911635331	-	-	-	Karallo		
Abiniki	Private	-	912003795	-	-	-	Karallo		
H/H One	Private	118631253	-	-	-	-	Happy Village		

12



Subcity	Woreda	School Name	Ownership	Telephone		Po Box	E-mail	Location
				Office	Mobile			
Yeka	12	Hiwotision	Private		913817733			Gebriel
		Little Angles	Private		940275977			Karallo
		Muse No.2	Private	116608760				Mesalemiya
		TS Rohobot	Private		912033712			Demamite
		Ahayamiy Generation	Private		915568704			Karallo
		Mekilit No.2	Private		913504010			Karallo
		Happy Village Aditet	Private		911210437			Happy Village
		Noele no.1	Private		911447984			Happy Village
		Essam	Private	116600067				Mesalemiya
		H.H one	Private	116603423				Happy Village
		Rakher	Private		910988415			Abado
		Meyora	Private		962189969			Happy Village
	Kuliti	others		920557695			Abado	
	Michael	others		-			Abado	
	KaraMahiberesh	others		911929514			Kara	
	Gebriel	others		-			Gebriel	
	Demeka	others		910528405			Demamite	
	BorieMahiberesh	others		-			Abado	
	Kara Gabisa	others		911929514			Abado	
	Betel	Private		09-11805303			Lemlem-Amba	
	Lina	Private		09-11827317			Meri	
	Three M	Private		09-11336946			Meri	
	O-Zone	Private		011-6604978			Ayat	
	Barbi	Private		011-6390114			Ayat	
	School of Edmoro	Private		011-8298300		23328	Ayat	
	KAS	Private		09-20362834			Ayat	
BM twins	Private		09-11556019			Chriso		
Argitymeri	Private		09-12085911		20507	Legjila		
Deliverance	Private		09-13056758			Meri		
Eshcol	Church		09-11934383			Meri		
Hana	Private		011-6514165		722	Meri		
Kipas	Private		09-13623275		22034	Me-Loke		
S- Terza	Private		011-6603497		57972	Me-Loke		
			011-6608784			Ms-loke		



Subcity	Woreda	School Name	Ownership	Telephone		Po Box	E-mail	Location
				Office	Mobile			
Yeka	13	School of tomorrow	Private	011-6605584	09-11197242	29605		Meri
		Victory	NGO		09-11907102	26681		Ayat
		Biruh	Private		09-11618393			Meri
		AbuneGorgorios	Private	011-6390114	09-30077861			Ms-Ioke
		YekaTaffo	Government	011-8309209				Taffo



Primary

Subcity	Woreda	School Name	Ownership	Telephone			PoBox	E-mail
				Office	Mobile			
Addis Ketema	1	Abadir No-1	Non-Gov't	112777497	913387124	-	-	Back side of Mi'erab hotel
		Gelila	Government	112787602	943870398			Sebategna
	2	Felege Hiyyot	Government	112132735	921346160	140013		Joel dar 19@gmail .com
		Britanica	Private	112131238	0912 17 0587	181376		Yona nek 2003 @gmail .com
	3	Deja.Hailu Tesfaye	Government	112768717	910284053	2880		Ac-britanica @yahoo .com
		Tsehay Gibat	Government	112769520	912631088	-		Near Amanuel Hospital/church
		Birhanena Selam	Govt	112132493	911686727	21774		Near Amanuel Hospital/church
		Radical	Private	118704640	911686727	-		Near Amanuel Hospital/church
		Bethlehem youth	Private	112766066	911732093	5070		Near Amanuel Hospital/church
		Honey Comb	Private	118592153	911866096			Near Amanuel Hospital/church
4	Barak Youth	Private	962472811	962472811			Near Amanuel Hospital/church	
	Sefere Selam	Government	112136221	911112727	24851		Sefere selam	
	Hamile 19 No 2	Government	112791718	911952725	-----		18 mazoria	
	Mirchaye Ewuket	Government	112803902	913676469	-----		Sefere selam	
5	Mimoza Youth	Private	112135686	911308556	13104		Shanklia wonze	
	Al-Afia 18	Private	0118299644/0112738801	913422870	-----		18 mazoria	
	Hibret Belijinet	Government	112138389	911432925	160045		Kuasmeda	
	Ediget	Government	112135035	912027040	----		Medhanialem	
6	Haleluya	Government	112130437	926721357	160226		Adisu Michael	
	Bethel Mekane Yesus	Private	112754320	911893855	1111		Paster	
	Phase	Private	112781534	912029187	7279		Medhanialem	
	Felege Birhane	Government	112763480	931082357	51030		Chewberenda	
7	Eweket Amba	Government	112782863	911310943	58175		Gullele Beiel Church	
	Debre Mewi Kiduse Michael	Church	112787755	920189921	--		Addisu Michael church	
8	Bitwoded w/g/Beshah	Government	112752581	912045592	21954/1000		Awutobis tera	
	May day	Government	112135674	922841973	50082		Awutobis tera	
	Shawel Dema	Government	112763658	913031198	50024		Gojam berenda	
	Yekatit 23 Ilyu Flagot	Government	112759196	915991741	513		Shawel Dema	
9	Dagmawi Tewodros	Government	112130608	912024519	50166		Mesalemiya	
	D/Haile Kidus Raguuel	Church	112765424	911474354	2351		Awutobis tera	
	Dagmawi Birhan	Government	112132037	911708811	50388		Merkato	
	Eshet	Government	112594950	911482962	57666		Mesalemiya	
10	Keste Demena	Government	112135068	913017688	21911		Shewatsiega Hintisa	
	Dej/Geneme	Government	112137267	929119467	23196		Balasar Hintisa	
	Asina	Private	112130605	910605969			Nebar kebele 28	
	Natanim	Private	112134438	911307840			Sefere Selam	
10	Abadir. 2	Board	112130959	912245238			Samba Nekersa	
	Bingham	International	0112791780/81	911195531	4937		Nebar kebele 28	
	Birhan ber	Government	112792458	911113536	46481		Atena tera	
	Al-Afia Kunuz	Private	112797613	911880571	50210		Atena tera	
10	Asere Hawariyat	NGO	112791176	911069976	21495		Wingate	
	Abadir No.3	NGO	112797283	911305858	2908		Wingate	



Subcity	Woreda	School Name	Ownership	Telephone		PoBox	E-mail
				Office	Mobile		
Akaki Kality	1	Alem Birhan	Government	114343375	912163118	685	-
		Biruh Tesfa	Government	114343096	911942413	-	-
		Akaki Mengist	Government	114340180	913882105	-	-
	2	Fitawary Abayneh Metekia	Government	114340995	911749747	-	-
		Akaki Adventist	Mission	114340006	911363133	25	-
		Akaki L'esperance Adventist	NGO	114340284	939317624	100713	-
		Akaki Menbere Hiwot	Religious	114347220	910834575	117	-
	3	Beza	Private	114352087	911633230	-	-
		Andode	Government	114352069	911697294	-	-
		Ethio- Japan Hidasie	Government	114340408	912719505	-	-
Beza		Private	114344665	911633230	70217	www.mybeza.com	
Selam Fre		Government	114341913	911397876	716	-	
Atse Tewodros		Government	114340241	911472254	66	-	
Ocean		Private	114341287	911467819	-	-	
Gelan No.2		Government	114341882	913535310	665	-	
Ethio National		Private	114342093	911487774	3065	-	
4		Abinezzer No. 1	Private	114455967	911455967	123464	-
	Abinezzer No. 2	Private	114455967	911455967	123464	-	
	Coliques No.1	Private	114455967	911455967	123464	-	
	Coliques No.3	Private	114455967	910890590	-	-	
	D.A.G.M	Private	118452118	912046641	-	-	
	B.M.B /Enbutochu/	Private	118452118	91988117	-	-	
	Altamira	Private	118404996	910101492	-	-	
	Racy Yohannes	Private	118404996	911443204	-	-	
	Kality Bulbula	Government	0114 39 00 92	09 11 66 17 97	-	-	
	5	Next Generation	Private	0114 - 39 31 58	09 38 96 95 95	-	-
Excellence		Private	0114 - 39 30 50	09 12 10 23 04	14218	-	
Tsedey No.2		Private	0114 39 44 64	-	-	-	
Tsedey No.1		Private	114394464	-	-	-	
6	Hibret Chitbo	Government	114431698	932082025	122318	-	
	Ewiket Wegagen	Government	114407155	928408040	120111	-	
	Tomi	Private	114407011	911973321	100558	-	
	Scholar's Youth No.1	Private	0114421250/0114420573	938017651	120526	woynshettadess@yaho.com	
	Mark Vision	Private	114421211	920289942	183035	-	
	School of Aygoda	Private	114404379	911717099	-	-	
	My Dream	Private	114407314	911790224	-	-	
	Scholars Youth No.2	Private	114407591	929463296	120526	-	
	Lesank Collins	Private	114401747	911421989	-	-	
	7	Hasset	Private	114391441	911604788	101647	-
Gesem		Private	114392975	91032767	61	-	
Sina		Private	912719138	911931450	112	-	
Summer		Private	118966095	912005656	-	-	



Subcity	Woreda	School Name	Ownership	Telephone		PoBox	E-mail
				Office	Mobile		
7	Woreda	T.L	Private		911198699		
		Biruk	Private	114394862			
		Ethio Korea	Government	118898541			
		Kality	Government	114395674		125	Around Cheralia Factory
		Furi	Government	0114395728/0114390759		718	Around Kality St.George
		A.A Maremya	Government		913076129		
		Nolawi	Private	116322090	930099543	24322	
		Dagim Lidet	Private		911305556		
		Hibret	Private		0913564391		
		Z.M	Private	114349623	911962769		
		School Of England	Private	114349623	911970019		
		Papyrus No.1	Private	114341956	911962769		
Sun Rise	Private		911349576				
Seattle	Private	114342900					
School Of Indian No.1	Private	0114342400/0118494568					
Hasset	Private		911604788/0929905550	101647			
8	Woreda	School Of Indian No.2	Private	0118494568/0114342400			
		Seattle	Private	114347724	911442494		
		Papyrus No.2	Private	114341956	912172911	189	
		Gelan No.1	Government	114340718	913099274	93	
		Ethio Paradise	Private	118402722	912048745		
		Kilinto	Government	118290175	911115930		Hiliken Factory
		Gelan Gura	Government	118402528	913009748		Woreda 10 Administration Office
		Qersa	Government		917838526		Kersa Woreda 11
		African Andenet No.1	Government	111570296	-	-	
		Hibret	Government	111114099	-	-	
		John Of Kennedy	Government	01111160.09	-	-	
		Nativity Girls	Mission	01115625.65	-	-	
9	Woreda	Lideta Catholic Cathedral	Mission	011 156 3399	-	22.896	
		Lice G/Mariam	Others	011155.2173	-	1496	
		Key Kokeb	Government	111115603	911881094	21395	Arat menta
		Dagnachew Fikadu	Private	118273233	911068015	57492	Italiya sefere
		Africa Andinet No.2	Government	111572591	913355351	21688	Aysha mosque
		Abebech Gobena	Others	111114468	911119457	24998	Aysha mosque
		Ait Ebanu Abutalib	Others	111201090	911224505	10121	Enkital Fabrica
		School Of Tomorrow	Others	118681789	935284283	29605	schooloftomorrow_aa@edu.et
		Najashi	Others	118696353	911484778	-	nejashiacadami@gmail.com
		Future Hopes	Private	111117606	911733069	-	futurehopeschool@gmail.com
		Mamil	Private	-	911362412	-	Sarem Hotel
		School Of Paragon	Private	111567204	913457559	-	Shola
Laura	Private	-	948280066	1812	Shola		
Arada	Woreda						



Subcity	Woreda	School Name	Ownership	Telephone			PoBox	E-mail
				Office	Mobile			
Arada	4	Addis Ababa Luteran	Church	111111300	9111164677	-	-	Ras Desta Hospital
		Tibeb Ediget	Government	111119306	913453303	-	-	Sarem Hotel
		Ethiopia Ediget	Government	111576439	913725386	56125	-	Enkual Fabrica
		Ethiopia Tikdem	Government	-	920294589	-	-	Shola
	5	Arbegnoch	Government	111111024	911927741	5535	-	Ras Dasta Hospital
		Atse Fasil	Government	111111850	911111929	22553	-	Seimen Hotel
		Ras Abebe Aregay	Government	011112064	0912053548	20217	-	Dejach Wube
		New Era	Government	011150684	0911383471	1092	-	St. George
		Timhirt Bilchita	Government	011117129	0911860336	5841	-	Dejach Wube
		Yealem Birhan	Government	011157822	0913066121	56089	-	Sostegna Police STATION
6	Awolija	Mission	0111570491	0911033405	-	-	Abume Petros	
	Italy Community	Private	0111569903	0911017214	24414	-	Dejach Wube	
	Beharawi Betemengist	Community	111551396	934497892	970	-	Semen hotel	
	Atse Naod	Government	111118394	911863134	-	-		
	Radical	Government	111234513	912021832	-	-		
	Mekane Eyesus	Private	947800202	911931417	-	-	5 killo university	
	Nazreth	Mission	111117664	911630463	-	-		
	Kaver of Aramenian	Mission	111112625	942324107	-	-		
	My Little Angeles	Church	111112346	933225192	-	-		
	7	Super Holly Savior	Private	111119284	933705235	2380	-	
Sanford International		Private	116298976	910053984	-	-		
Abune Gorgorios		International	0111233726/7	-	30056MA	-	Mimlik Hospital	
Behere Ethiopia		Private	118500128	913515619	-	-	Kebeta Medhanialem	
Super Little Flower		Share Company	111260512	913350472	33994	-	Mimlik Hospital	
Kebeta		Private	111238456	920717378	33046	-	Kebeta Adebabay	
Yetnebersh		Government	111244890	911865395	3016	-	Kebeta Adebabay	
Kidane Mitheret		Private	111220027	910103279	80161	-	Kebeta Medhanialem	
Menbere Mengist Kidus Gebriel		Mission	111239555	911132849	2212	-	Kebeta Adebabay	
8		Meskerem	Church	111223419	-	31674	-	Near Bata church
	Mehal Ginfile	Government	118591475	-	27803	-	Near Bata health Center	
	Dagmawi Menelik	Government	111232840	939496582	31951	-	In front of AAU Art School	
9	Mimlik I	Government	0118703810/11	911166183	31925	-	Beside NEAEA/4Kilo	
	Holly Trinity Cathedral	Government	111575416	911862624	34661	-	Beside CPU College	
	Melkam Ermejachin	Church	111234440	947996727	81026	-	Behind to WCM	
10	Indian International Community's	Government	111111012	929136605	28109A.A	-	Piasa	
		Communities	111117066	-	21499A.A	-	Piasa	





Subcity	Woreda	School Name	Ownership	Telephone			PoBox	E-mail
				Office	Mobile			
Bole	1	African Andenet No.1	Government	111570296	-	-	-	-
		Hibret	Government	11114099	-	-	-	-
		John Of Kennedy	Government	0111160.09	-	-	-	-
	2	Nativity Girls	Mission	01115625.65	-	-	-	-
		Lideta Catholic Cathedral	Mission	011.156.3399	-	-	22.896	-
		Lice G/Mariam	Others	011155.2173	-	-	1496	-
	3	Key Kokeb	Government	11115603	911881094	-	21395	Arat menta
		Dagnaheh Fikadu	Private	118273233	911068015	-	57492	Italiya sefere
		Africa Andinet No.2	Government	111572591	913355351	-	21688	Aysna mosque
	4	Abebech Gobena	Others	11114468	911119457	-	24998	Aysna mosque
		Ali Ebbunu Abutalib	Others	111201090	911224505	-	10121	Enkula Fabrica
		School Of Tomorrow	Others	118681789	935284283	-	29605	Ras desta
5	Najashi	Others	118696353	911484778	-	-	schooltomorrow_aa@edu.et	
	Future Hopes	Private	11117606	911733069	-	-	nejashiacadami@gmail.com	
	Mamil	Private	-	911362412	-	-	futurehopeschool@gmail.com	
	School Of Paragon	Private	111567204	913457559	-	-	Shola	
	Laura	Private	-	948280066	-	1812	Shola	
	Addis Ababa Lutheran	Church	11111300	911164677	-	-	Ras Desta Hospital	
	Tibeb Ediget	Government	111119306	913453303	-	-	Sarem Hotel	
	Ethiopia Ediget	Government	111576439	913725586	-	-	Enkula Fabrica	
	Ethiopia Tikdem	Government	-	920294589	-	-	Shola	
	Arbegnoch	Government	111111024	911927741	-	-	Ras Desta Hospital	
	Aise Fasil	Government	111111850	91111929	-	-	Seimen Hotel	
	6	Ras Abebe Aregay	Government	011112064	0912053548	-	20217	Dejach Wube
New Era		Government	0111550684	0911383471	-	1092	St. George	
Timhirt Blichita		Government	011117129	0911860336	-	5841	Dejach Wube	
7	Yealem Birhan	Government	0111578822	0913066121	-	56089	Sostegna Police STATION	
	Awoliya	Mission	0111570491	0911033405	-	-	Abune Petros	
	Jiva	Private	0111569903	0911017214	-	24414	Dejach Wube	
8	Italy Community	Community	111551396	934497892	-	970	Semen hotel	
	Beherawi Betemengist	Government	111118394	911863134	-	-	-	
	Aise Naod	Government	111234513	912021832	-	-	-	
	Radical	Private	947800202	911931417	-	-	5 killo university	
	Mekane Eyesus	Mission	11117664	911630463	-	-	-	
	Nazreth	Mission	111112625	942324107	-	-	-	
	Kaver of Aremeanian	Church	111112346	933225192	-	-	-	
	My Little Angeles	Private	111119284	933705235	-	2380	-	
	Super Holly Savior	Private	116298976	910053984	-	-	-	
	Sanford International	International	01112337267	-	-	30056MA	Mimilik Hospital	
	Abune Gorgorios	Private	118500128	913515619	-	-	Kebena Medihiamalem	
	Behere Ethiopia	Share Company	111260512	913350472	-	33994	Mimilik Hospital	
Super Little Flower	Private	111238456	920717378	-	33046	Kebena Adebabay		
9	Kebena	Government	111244890	911865395	-	3016	Kebena Adebabay	
	Yeinebersh	Private	111220027	910103279	-	80161	Kebena Medihiamalem	



Subcity	Woreda	School Name	Ownership	Telephone			E-mail	PoBox
				Office	Mobile			
Gullele	7	Kidane Mihret	Mission	111239555	911132849	Kidane.mehret.school@gmail.com	2212	Kebeta Adebabay
		Member Mengist Kidus Gebriel Meskerem	Church	111223419		-	31674	Near Beta church
	9	Mehal Ginfife	Government	118591475	939496582	-	27803	Near Beta health Center
		Dagmawi Menelik	Government	111232840	911166183	-	31951	In front of AAU Art School
		Mimilik I	Government	0118703810/11	911862624	-	31925	Beside NEAEA/4Kilo
		Holly Trinity Cathedral	Church	111575416	947996727	-	34661	Beside CPU College
	10	Melkam Ermejachin	Government	111233440	929136605	-	81026	Behind to WCM
		Indian International Community's London	Communities	111111012	-	Inds.addis.ababa@mail.com	21499A.A	Piasa
	1	Dil Betigil	Private	111117066	911888971			Shiromeda silase
		Quskuam Taytu Bitul	Government	111222538	911025766			Shiromeda silase
Entoto Mariam		Government	111236202	913208282			Shiromeda silase	
Addis Tesfa		Government	-	923198486			shiromeda	
2	Prominence	Government	111246939	911911082			Wolega sefer	
	Entoto Wongelawit	Private	961054690	911168802			Wolega sefer	
3	Miskaye Hizunan	Community	111238635	912437553			Hamle-19	
	Tsehay Chora	Mission	111238758	911784123			Shiromeda	
	Jerusalem	Church	111222703				Sidst kilo	
	Belatena	Government	1118704594				Shiromeda	
4	Miracle	Government	111236160	09 11 43 03 08			America Embassy	
	Voice For Street Children	Private		0943 11 51 30			Jerusalem road	
	Atse Libne Dingil	Private		09 11 14 93 99			Mennen	
	Atse Teklegorgis	Government	0111 - 11 23 95	0911 - 12 24 07			Mennen	
5	Elon	church	0111 - 55 25 60	0913 - 04 23 42				
	Addis Birhan	private	0111 - 56 13 90	0911 - 09 84 29	atschool@ethionet.et elonschool@g-mail.com		3193- Cod 1250	
6	Addis Zemen	Government	0111 56 82 06	09 12 93 41 21			301cod1029	
	Tinsae	Government	111226389	911540360			Shiromeda	
7	Hamle 19/67	Private	0111-27-08-96	911478499			Shiromeda	
	Ethiopian Hidasie	Government	011-111-54-84				Adisu Gebeya	
	Addis Tesfa kokeb	Government					Adisu Gebeya	
	Lazarist Catholic	Mission	011-257-60-53				Adisu Gebeya	
8	St Mary Catholic	Mission	011-156-56-08	09-11-69-71-11			Adisu Gebeya	
	Amigonian	Private	011-156-72-99				Adisu Gebeya	
	Belay Zeleke	Government	111270985	913291816			Adisu Gebeya	
	Birhane Hilina	Government	111270755	911788498			Adisu Gebeya	
9	Rufael Holy Saviour	Private	111268021	911671943			80282	
	Siblings	Private		911199387				
		Hope Land	Private	118123406	911151174		29792	



Subcity	Woreda	School Name	Ownership	Telephone			PoBox	E-mail	
				Office	Mobile				
Gullele	8	Focus	Private	116552306	911163853				
		Addis Ababa No.2	Government	112593704	911573092	26404			
	9	Kelem Amba	Government	112590566	910055226	29984			
		Addis Ababa No.1	Government	112590566	913001896	160209			
		Merewa	Private	112595578	912434147	-			
		Sumeya	Private	112590006	912190945	16064			
		Enat	Private	112593507	912280433	16068			
		Gullele Holyaviour	Private	112593343	916893571	8082			
		K/Azmach Andarge Woldegiorgis	Private	112776398	911484994	1295			
		Ethio-parent	Private	112593747	9092684	25278			
10	Medhanealem	Government	112593322	913689952	27249				
	Three S	Private	112593405	911636032	1756				
	School of Tomorrow	Private	112774148	911602307	29605				
	Phase	Private	112595230	911448402	-				
	Fikir	Private	011 259 04 29	0913 232200					
	Mieraf	Government	09180376 04	921					
	Ezop	Private	918037604	921771439					
	Wendim Gashe	Private	112591910	911754198					
	Yonegew Fre	Private	112591188	911624323					
	Enat	Private	112594444	911505669					
Kirkos	1	Imperial	Private	911103558	912029216				
		Abiyot Ermija	Government	115511765	911124034	1011			Olompia
	2	Aste Tewodros	Government	115521330	911103243	2528			Urael
		Urael	Government	118685311	913950070	5649			Atlas
	3	Kids Paradise	Private	115159575	911738006	9680			Urael
		Greek Community	Community	115515870	911656892	598			Olompia
		Neisanet Birhan	Government	114166511	911460881	5123			Dermiliner
		Temenija Yazh	Government	114661301	933728110	100768			Wetate meakle
		Hamle I	Government	115152569	911441666	1150			Bole printing
		Assay Public	Public	115518807	911634841	3146			Shewa dabo
4	Dandi Boru	Private	115529982	937672818	699			Wolo sefere	
	Narod	Private		912976234				Wetatoch meakel	
	School of Tomorrow	private	116555343	913460484	29605				
	Yeiebaaberut	Government	114166143	9100433752					
3	Joy	NGO	114654520	911420109					
	Future Talent	NGO	116637043						
	Choice	NGO	114163755						
	Mercy	Mission	114165504	911362081					
4	Adey Aheba	NGO	114166013						
	Birhan International	Private	114886680						
	Delight Youth	Private	115503954						
	Rafidem Youth	Private	114666866	941566144	10265				



Subcity	Woreda	School Name	Ownership	Office	Telephone	Mobile	PoBox	E-mail	location
4		Soliyna	Private	114664259	911165563	12237	<a href="mailto:Soliynaacademy@gmail.com">Soliyna academy@gmail.com</a>	Lancha	
		Tibeb Gebeya	Government	114165542	926811294	-	-	Riche	
		Werha Yekaitit	Government	114163563	911145528	9125	-	Lancha	
		Yewket Fana	Government	114161169	913008143	8022	-	Lancha	
		Sunny Side	private	114160495	911181358	201121	<a href="mailto:Info@summysideeducation.com">Info@summysideeducation.com</a>	Bulgaria	
		Chabod	private	118495355	911540565	20843/1000	<a href="mailto:Chabodschool@gmail.com">Chabodschool@gmail.com</a>	Bulgaria	
		Meserete Ethiopia	Government	113725839	911640765	-	<a href="mailto:Meserete@ethiopiagmail.com">Meserete@ethiopiagmail.com</a>	Sarbet	
		Ewket Minch	Government	114166823	917076824	23246/1000	-	Bulgaria	
		School of Tomorrow	private	116511871	911790525	29605	<a href="mailto:Schotom.aa@ethionet.et">Schotom.aa@ethionet.et</a>	Sarbet	
		Blue Bird No.3	private	114160195	913908187	8547	<a href="mailto:Arise@telecom.net.et">Arise@telecom.net.et</a>	Bulgaria	
6		Agazian No.1	Government	115504778	911362251	41800	<a href="mailto:Agazian@thionet.et">Agazian@thionet.et</a>	Mexico	
		Shimels Habte	Government	118493957	923125349	12195	<a href="mailto:shimelshabte@gmail.com">shimelshabte@gmail.com</a>	Land Marc Hospital	
		Yeneta	private	115519413	911415091	1171	<a href="mailto:tiruterry@yahoo.com">tiruterry@yahoo.com</a>	St.Michael church	
		Nejashi Ethio Turkish	International	114168818	911453645	26855	<a href="mailto:ethioturkish.com">ethioturkish.com</a>	St.Michael church	
		Ediget Behibret	Government	115516219	913146565	5461	-	Jegehar	
8		Tinsae Birhan	Government	115518669	911243686	3675	-	Kasanschis	
		Brass Youth	Private	115519373	919414176	62056	-	Menahriya	
9		Biharawi	Government	115150200	913892982	100887	-	Near to Egzibition	
		New Grand	Private	114653343	911419856	-	<a href="mailto:info@newgrandschool.org">info@newgrandschool.org</a>	Meshalokiya Tena Tabiya	
		Eishaday	Private	114654448	911887756	2889 cod 1250	-	Meshalokiya Tena Tabiya	
		St.Joseph	Mission	115510868	911611572	7096	<a href="mailto:sis@ethionet.et">sis@ethionet.et</a>	Meskel Adebabay	
10		Felgege Yordanos	Government	11416470	913980082	4555	-	kirkos	
		Walia	Government	114651652	911986062	-	-	kirkos	
		Blue Bird No.1	Private	114651665	910157887	8547	<a href="mailto:Arise@telecom.net.et">Arise@telecom.net.et</a>	kirkos	
		New Life	Private	114162683	911746365	4595	-	kirkos	
		Wondnamach	Government	114652597	910978682	-	-	-	
11		Fre Genet	Private	114166876	911637677	-	-	Alert Hospital	
		Abune Basilious	Government	113211495	967436154	70055	-	Ayer Tena	
		Biruh Tesfa	Government	113211394	921425368	70482	-	Ayer Tena	
		Mar Youth	Private	113481365	911194274	719/1033	-	Ayer Tena	
		Best	Private	-	912952131	-	-	Ayer Tena	
		Joint Vision	Private	113484162	911551861	-	-	Ayer Tena	
		Tigat	Private	1134814814	911464101	-	-	Ayer Tena	
		Isahan	Private	113470544	911816112	970/1033	-	Ayer Tena	
		Beza	Private	113480532	912076124	70217	<a href="http://www.mybezacom.com">www.mybezacom.com</a>	Ayer Tena	
		Mount Olive	Private	920553489	920553489	40504	<a href="mailto:Mosa@et">Mosa@et</a>	Ayer Tena	
		Beteseb	Private	113471700	912052483	26761	-	Ayer Tena	
2		Hidasse	Government	113694683	938958950	-	-	Kara kore	
		Rohobot Innye	Private	-	913408044	-	-	Reppi	
		East Africa	Private	113489277	-	-	-	Kara kore	
		Beteseb	Private	113483694	-	-	-	Kara kore	

Kofe Keranio



Subcity	Woreda	School Name	Ownership	Office	Telephone		PoBox	E-mail	Location
					Office	Mobile			
2		Repiabel	Private			911217733	20756		Reppi
		Meweda	Private			912052234			Kara kore
		Adteam	Private	113483716					Kara kore
		Repikalehiwot	Church			923461806			Reppi
		Ethio hopes	Private			911636272			Kara kore
		Repi	Government			92947700			Repi (kara kore)
		Muse	private	113470712					Kara kore garar
		Amanuel	Private	118966411					Kara kore
		Alfiba	Private	11896417					Kara kore
		Hameza	Mosque	113693365					Kara kore siltesefare
3		Kara kore	Government			912253771			Kara kore siltesefare
		Repi Japan	Government	113488203					Repi (kara kore)
		Mumetaz	private	118105314					Kara kore
		River land	private			910161663			Kara kore
		Bright Hope	private			911691385			Kara kore watederesfare
		Future Generation hope	private	113480850		911691385			Kara kore
		Atlas	private	113481557		911570144			Repi/Akababe (kara kore)
		Cherionched	private			947970100			Kara kore siltesefare
		Boaz	private			913037473			Kara kore wataersefer
		Apple	private	113483695					Ayer tena to Alem bank road Mosque
4		Sun flower	share	113482070					Ayer tena to Alem bank road Mosque
		Yehimdar	private	113484199					Around kidanmihretecharch/ Alem bank
		Alpha keranio	share	113498907					Ayer tenaAlem bank
		Jemo	Government	113471013					Ayer tenaAlem bank
		Iman	private	113486203				160144	Ayer tenaAlem bank
		Rising sun	private	11345795					Ayer tenaAlem bank
		Jemoshemachoche	Association	113482442				10331485	Ayer tenaAlem bank
		Brilliant	private	113487851				57521	Ayer tenaAlem bank Debreabay
		Equilibrium	private	113693073				10809	Arroudkidanemhretecharch/ Alem bank
		Lemna Negawo	private						Ayer tenaAlem bank Debreabay
5		Zeneas	private	118684766					Ayer tenaAlem bank Debreabay
		Yewledtesfa	private			911205003			Ayer tenaAlem bank
		Embizuhian	church	011-37-19-08--7		09-11-70-99-19		911973649	Alem bank road Near to mariyamchurecu
		Akakikallhiwot	church	011-34-92-89-5		09-11-82-89-59		13179	Infront 01woreda 05
		Merit	private	011-34-82-15-1		09-11-13-15-28		4094	Ayertena square
		Tesfadirjit	N.G.O	011-34-82-53-4		09-10-33-58-99		30153	Ayertena square
		Time international	Private	-----		09-11-10-02-59		----	Ayertena square
		Awoliya no2	Private	011-34-96-11-0		09-2273-09-29		---	Bell road abveworeda 05
		Addis hiwot	Government	113490725		09-12-23-95-19		70706	Bell road abveworeda 05
		Success	Private	-----		09-11-99-09-37		----	----



Subcity	Woreda	School Name	Ownership	Telephone		PoBox	E-mail	Location	
				Office	Mobile				
6		YemaneBirhan	Government		113490678			Woyra	
		Woyra	Government		113498962			Woyra	
		Renaissance	Private		113496757				Betel
		Olive	Private		911660226				Betel
		Beteseb	Private		910793461				Betel
		Fruits	Private		911988299				Betel
7		Birhan	Private	011 8282163	0920 340124	8327	-	Kuwas Meda	
		Al-Afiya	Share	011 3276965	0912 659450	-	-	Tukur Abay	
		Omega	Private	011 3496060	0923 763707	-	-	Mulu Wengel Church	
		BikolosNur	Private	011 3490097	0920 751616	-	-	Betel Hospital	
8		keraniyoMedhanealem	Government	0113 71 69 94	0911 70 98 38			K/medhanialem Church	
		Yidiya	Private	-	0911 46 47 71			Yeshetebele	
		Preskela	Private	-	0911 40 94 03			K/medhanialem Church	
		Eseke	Private	-	0913 45 36 32			K/medhanialem Church	
		MeseretEdiget	Government	112792332	911809185	180064	-	Mebrathail	
		TinbiteErmas	Government	113201000	913822447	70628	-	China Embassy	
9		Family/1-4/	Private	113713443	911442054	43255	learatfamily@gmail.com	Torhailoch	
		Family/5-12/	Private	113713443	911306931	-	learatfamily@gmail.com	Mebrathail	
		Kebron International/1-4/	Private	113201279	911217675	-	-	Total	
		Kebron International/5-8/	Private	113202789	932999703	-	Kia1992@ Yahoo.com	Torhailoch	
		Moonlight International	Private	-	912054424	41575	<a href="mailto:moon.academy2010@gmail.com">Moon.Academy2010@gmail.com</a>	Agusta	
		Kumneger	Private	113201599	911891602	-	-	Total	
10		Selamber	Government	112791468	-	50913	-	likuanda	
		Sewasew Birhan	Church	112738044	910701385	-	-	likuanda	
		Kolfahwot	Private	116543750	-	29734	-	18 mazoriya	
		Little Star	Private	112801161	-	-	-	Mebrat hail	
		Pyramid	Private	112803751	-	-	-	Mebrat hail	
		Yeabeboch Fire	Government	01-12-79-14-68	-	180492	-	Around Luakanda	
11		Philippos	Government	01-12-80-38-56	-	-	-	Around Luakanda	
		SoraAmba	Government	01-12-73-80-14	-	-	-	Around Luakanda	
		Notherdam	Private	---	-	-	-	Soramba	
		Abem Youth	Private	01-12-73-88-22	-	-	-	Around Luakanda	
12		KolfemKekaneyesus	Missionary	112738003	936672384	-	-	Around Luakanda	
		EwketWegene	Government	112791129	921259340	-	-	18 mazoriya	
		Gulelefana	Government	011 279 69 75	-	25193	-	18 mazoriya	
13		Nehega	private	011 270 41 16	-	-	-	K.O.J.J.	
		AsereHawariat	private	011 270 34 25	-	-	-	Francisco Monastery	
		Al-Qalem	private	-	0930 00 36 27	-	-	40/60 condominium	
		Bisrat	Government	011 280 35 68	-	70305	-	Ghion Berekina	
		Mikililand	Government	0118 29 96 69	-	-	-	Kofe tenatabiya	
14		Addis Pana	Government	112702267	-----	28752	-----	Mikililand condominium	
		FitawuranHabtegiorgis	Government	112701787	-----	57782	-----	Addis sefer	
		Hermolan	private	-----	911307804	24429	-----	Asko	



Subcity	Woreda	School Name	Ownership	Telephone			PoBox	E-mail	Location
				Office	Mobile	Mobile			
Lideta		St.John	Church		911036882	171120	Brkassu@hotmail.com	Asko	
		Mishel	Private	-----	911930592	-----	-----	Liz sefer	
		Miror	Private	-----	923254057	-----	-----	Liz sefer	
		School of Mali	Private	112701341		7112		Asko	
		Kebede Michael	Private	112702899		33368		Asko	
		Geez	private	-	911216808	-	-	Liz sefer	
		Mishale	private	118206032				Around Kale	
		Awelia	Mission	118685357		22458		Awolia	
		Africa dream	private	112730067		92901		Awolia	
		Kale	Government	112705305				Around Kale	
		Gulelontosory	private		913838388			Around samsusi	
		Lideta Selam	Government	113726715					
		Meskerem I	Government	115151392		431645			
		Limat Minch	Government	113200351		42684			
Mezgebe Birhan	Government	11371037		40398					
Ethio Canada	Private		911112110	10225					
Haleluya	Private	113714748		15952					
Hiltops	Private	113203832		70538					
Metebaber	Government	112788579							
Africa Birhan	Government	112737076		130562					
Omedia	Government	112135189		310195					
Karamiara	Government	112732345		130189					
Enat Ethiopia	Government	112133637		6478					
Addis Fire	Government	118685697							
Meserete Hiwot	Private	112137883		698					
School of Americana Cocacom.	Private	112777277		160223					
School of Americana Balcha com.	Private	112777277							
School of Americana Geja com.	Private		910716301						
Brilliance	Private		923566276						
Elhome of Kids	Private	112781006							
Britanica 1-4	Private	112765426		181376					
Britanica 5-8	Private	112765426							
Alenaya	Government	112137809		3935					
EdegetBestra	Government	115157055		25993					
M/J/Hayelom Araya	Government	115154084							
De./ZerayDeres	Government	111118126		283					
Abader	Public	111113931							
School of Americana	Private								
Tesfakokeb	Government	1118591107							
Lideta Limat	Government								
Brilliance(5-8)	Private								
Frehiwot No.1	Government	115157818		4466					
WetatTehadiso	Government	115158241							
Millinia 1-4	Private		912195716	10270					
				911989534					



Subcity	Woreda	School Name	Ownership	Office	Telephone	PoBox	E-mail	location
Nifas silk Lafto	10	Millinia 5-8	Private	115520198	911479546	10270		Hana Sefera
		Hanna	Government	118956780				Vamero
		Tsigereda	Private		911879711			Artu Mikael
		Hawi Dandiboru	Private		911691970			Airu Mojo
		Neway Challenge No 1	Private	114712023	911554515			Mebrat Haile
		Kale Male	Private		945925367			Hanna Sefera
		Kale Male	Private		945925367			Hanna Sefera
		Jemo	Private		918944446			Lebu musika bet
		Hedase	Government	118480005				Oromia Condominium
		Stanford Addis	Private	118829462	911693167			Vamero
Nifas silk Lafto	1	Wisdom Life	Private	118829462	912129424			Hana Sefera
		Zoskales	Private	118862403	911443548			Lebu Kebele
		My Dream Land	Private		940327027			Mango Sefera
		Genious Zone	Private		92455954			Hana Sefera
		Misrak	Private		912779313			Haile Garment
		Penaale	Private		916594669			Oromia Condominium
		Neway Challenge No 2	Private	113210963	924438503			Vamero
		Roman	Private					Mechael Adabay
		Hiber	Government					Mekanisa Mechael church
		Hunde gudina	Private	113698021	911164940			Mechael Adabay
Nifas silk Lafto	2	Alpha Bilen	Share Company					Mechael Adabay
		Kidvision	Private	113213737	911906193			Around woreda 02
		Mountolive	Private					Mechael Adabay
		Kore Birhane wongel	church	113210831	910545391			kore
		Donbosco Catholic	Mission					Mechael Adabay
		T.W trinity	Private		911372702			kore
		Blue Nile	Private	113210939	913132560			Mechael Adabay
		Sew Tsega	Private					Mechael Adabay
		Herman	Private	113213338	912051770			German Adabay
		Sipara	Private	113698051				Anbesa Garazh
Nifas silk Lafto	2	Mekanisa G/Michael	church					Mechael church
		Future generatione hope	Share Company	113215067	912192533			Around German Adebabay
		Liza	Private	118961904				Around Hebir
		Great Ethiopia transformation	Share Company					Around Michael Adebabay
		Strong	Private		911726537			Mechanisa Around wor2
		Embracing hope Ethiopia	NGO	118391531	929191285			kore
		C.S.S	Private	113211255				kore
		Gibson youth	Private					Mechanisa Around wor2
		Mieraf	Private		910588601			Gemo around Fana02





Subcity	Woreda	School Name	Ownership	Office	Telephone		PoBox	E-mail	location	
					Mobile					
3		Mekdebla	Government			911714769			Around Higher23	
		Mekenisa Akababi	Government			910511861			Abo Mazoria	
		Modem	Private			911676761			Around Besrate Gebriel	
		Double	Private			912323183			Around Abo	
		Robest	Private			942169116			Around Abo	
		Bisrate Gebriel	Private	113727841					Around Besrate Gebriel	
		Cruise	Private			911170662			Around Total	
		Omega	Private			922579376			Around Tor Ayiloeh	
		School of tomorrow	Private			912370502			Around Adot	
		Mekenisa mesmat yetesanachew	Private	113724826					Around Abo	
		Ozone	Private	113728508/09					Around Abo	
		Spring of knowledge	Private	113717660					Around Vatican Embassy	
4		New English	Private			911856389			Ethio Medihanit fabrica Ategeb	
		Mekenisa Mekanyesus	Private						Around Abo	
		ICS	Private	113712558					Samit Jerba	
		Tesfa	Private	113711544					sat bet	
		Gibson youth	Government	113200356			910080765		sat bet	
		School of Nation	Private	113728141			911081345	15564	sat bet	
		Mekanisa Abadir	Mosque	113729752			923003535	41189	sat bet	
		Gofa	Government	113202134			911232342	12693	sat bet	
		Strivers	Private	118592818			911563974		Around Gofa Camp	
		Warka	Private	114164984			911397216		Around kidane mihiret church	
		Veronica	Private				911905822		Around mesekel ketefe	
		Tiru work	Private	114703868			913281289		Around Gofa Camp	
5		Alexander	Private			913312532		Tiru work@yahoo.com	Around W05 health center	
		Zikre Tewoflos	Church	114163686		0911 719174			Around kidane mihiret church	
		NationWide	private	114664154		911470130			Gofa Gebriel	
		Neisanet Chora	Government	114160118		911648975		182718	Gofa	
		Tiru Work	private	114160471		911346206		5242	Kera	
		Cordova	private	118698289		911684290		40953	Gofa	
		Destiny Future	private	114160107		930175849		181889	Kera	
		Aise ZeraYakob	Government	114167440		911649507		121235	Kera	
		Nur jamal Academy	private	11865831		91111608		7404	Kera	
		Hibret	Church	114664286		911035033			Kera	
		New Vission	private	1184057001		912461247			Kera	
		Hawariyaw petros	Government	114163332		913518786			Kera	
6		Font	private	118518876		922407028			Gofa	
		Eldera	private	118685858		913263541			Gofa Mebrat	
		Kids New Flower	private	114669166		911066032		17854	Gofa camp	
		Sun youth	private	114669632		911458937			Kera Akebab	
		Sabedy	private	114401512		941368945			Gofa Gebriel Adebabay	
		Darsy	private	114424262		911150510		6008	Saris wordeda7 Akababi	
		BRS	private	114409297		911380097		120935	Saris wordeda7 Akababi	
								8583	Saris wordeda7 Akababi	

Subcity	Woreda	School Name	Ownership	Telephone			PoBox	E-mail	location
				Office	Mobile				
8		Sebiste Nagasi	Government	114404569	911896436	120183		Nifas silk Yesef ategeb	
		Agazian No.2	Government	114428051	912116082	-		Gotera Meshualekiya	
		B.T.D	private	114708000	912096582	-		Gotera meshualekiya	
		Eddon	private	114404928	911917173	25136		Gotera meshualekiya	
		Musie	Government	114424694	910705007	120168		Gotera meshualekiya	
		Mekrez	private	114420441	911887305	-		Gotera meshualekiya	
		Addis Amba	Government	114432175	929006408	120112		Saris Addis Sefer	
		St.Kidanemihret	Church	114431447	911940300	--		Saris Addis Sefer	
9		El-Bethel	private	114425353	913148302	181660		Saris Addis Sefer	
		Falcon	private	114707618	911622832	8840	Falconacademy ethio net.et	Saris Addis Sefer	
		Typify	private	114707618	91244850	--	Fax0114707618	Saris Addis Sefer	
		Sene 9	Government	114425226	912059804	1201		ketena 05 around Roto plc	
		Abiyot Fana	Government	114425667	914422154	120153		ketena 01 around Abyssinia leather Factory	
		Promise Keepers	private	114422475	919361200	121201		ketena 02 around Dama Hotel	
		Ethio- India	private	114402100	919361200	32363	<a href="mailto:pc5636@gmail.com">pc5636@gmail.com</a>	ketena 02 around N/S paint factory	
		Progress	private	114422246				ketena 05 around Ethiopian red cross society	
		Nur Jemal	private	114707082	911035033		<a href="mailto:Nurjama12014@gmail.com">Nurjama12014@gmail.com</a>	ketena 04 around Behera Tsege Mariam church	
		Poc Rule Nasa	private	114427901	921403559			ketena 05 around Ethiopian red cross society	
10		Solomons	private	114427901	913397232	121707	Infosolomonsacademic.com	ketena 06 around N/S paint factory	
		Misgana	private					ketena 02 around Dama Hotel	
		kotari	Government	118690281				Hana Akababi ketena 2	
		Ewuket Birhan	private		947742060			Hana Akababi ketena 2	
		Sinzro	private	114197323	911449969			Hana Akababi ketena 2	
		Asrok	private		921611985			Hana Akababi ketena 2	
		Genius Kids	private		911771959			Hana Akababi ketena 2	
		Ashirok	private	114710073	912354721			Hana Akababi ketena 2	
		Efrata	private	114194289	913503934			Hana Akababi ketena 3	
		Akilesiya	private		911883345			Hana Akababi ketena 3	
		Rohobot vission	private		911316912			Hana Akababi ketena 4	
		Yerom	private		913399934			Hana Akababi ketena 4	
11		Eyakemwehana	private	114192193	911764001			Hana Akababi ketena 5	
		Metro	private		911130151			Hana Akababi ketena 5	
		Yeabkal	private		912192619			Hana Akababi ketena 7	
		Shalom	private		912138081			Hana Akababi ketena 8	
		Sidon	private		911873386			Hana Akababi ketena 8	
		Finota Loza	private		910545871			Hana Akababi ketena 8	
		South West	private	114196591	911481338	50010		Hana Akababi ketena 8	
		Abi Info	private	114193082	912064466	31563	<a href="mailto:sewa@ethionet.et">sewa@ethionet.et</a>	Around Lafto view Hotel	
		Emanuel	private	114196688	911178545		<a href="mailto:abinfo-acadamy@yahoo.com">abinfo-acadamy@yahoo.com</a>	Lafto Awash Bank Akababi	
		Huluam	private	114191929	911868198	124010	<a href="mailto:huluam@gmail.com">huluam@gmail.com</a>	Around Lafto Michael	
		Abuna Paulos	private	114196172	921406024			Around 58	
		Tsedal	private	114191603	912076128			Around Lafto Michael	
12		Future Generation Hope no2	private	114193532	911910590	40298		Around Lafto Michael	
		A.Y.B	private	114194815	913407587		<a href="mailto:aybaacadamy1@gmail.com">aybaacadamy1@gmail.com</a>	Lafto Awash Bank Akababi	



Subcity	Woreda	School Name	Ownership	Telephone			PoBox	E-mail	location
				Office	Mobile				
Yeka	13	Glow(M.L.W)	private	118362044	970498587				Around Lafto view Hotel
		Megabit 28	Government	114191533	910871910			<a href="mailto:megabit28@gmail.com">megabit28@gmail.com</a>	Around 58
		Lafto	Government	114193292	911131232		199/1032		Around Lafto Meskelegna
		Tehadiso	Government	114191176	911887429				Around Lafto Medhanialem church
		Bi-brest	Private	118307118	940243941		42652		Jemo-1
		Mark	Private		923780708				Jemo-1
		Southwest	Private	01189655778			50010	S.W.A @ ethio net	Jemo-1
		Abune-Gorgorious	Private		913412853				Lebu
		Penel	Private		913398364				Jemo-1
		School of indian	Private	118494567	913775783		121875	school of Indiana@ ethio net.et	Jemo-1
		Dream	Private	0118829445/6	911438841				Jemo-1
		Dynamic	Private		966334292				Jemo-3
		Abay	Government		929099604				Jemo-3
1	1	Atnaf	private	0111 24 22 13	0911 68 61 57	150118	Zufanfikre yahoo.com		Genete eyesus
		Emaayesh	private	0111 14 18 74	09 11 02 53 81	21001			Blaket
		Montosoriyan	private	0111 14 01 94	09 13 84 08 75				Meri joy
		Miyazya 23	Government	0111 40 58 91	0913 66 49 15				Meri joy
		Kidus Markos	Government	011 114 0420	09 13 03 40 97				41 Mazoria
		Tigle lenetsanet	Government	0111 22 41 68	09 33 91 69 32	327117			Mazoriya
		HizbawiSerawit	Government	111140080	912157099	21734			Abuye church
		Mekane hiwot	Government	111140012	912221325	32701			Biretdhidy
		Yeha Science and Technology	private	111548248	913395508	3893			Mazoriya
		Lemlem	private	111140074	911612033	30744			France embassy
		Miss Aki	private	111227931	912018625	56244			Telecommunication
		Rafidem	private	111548485	913727555	16508			Bonowiha
		Seble	private	111143462	921031984	31185			Bonowiha
Biriliant	private	---	919193337	17336			Mesgid		
Rossa	private	111239063	930078456	-			Gurara		
GuraraRafidem	NGO	111144117	910078659	570208			Aserazetegn		
SeraMono	Private	111249894	930034323	570208			Aserazetegn		
Characount	Private	111325367	913079834				Mimlik		
Addis-Birhan	Government	0111-248874	912241081				Sidist-Kilo		
German	Church	0111-220060	911232264	1139			Mimlik		
Jakaranda	Private	0111-234351	911481318	13978			Sidist-Kilo		
Super Holly Savior	Private	-	923251940				Kebena		
Kebena Adventist	Mission	0111-237005	938648213	14038			Megenagna		
Yeka Terara	Government	116461843	924003739	30121			English Embassy		
Yeka	Government	116183725	923986513	30013			kebena		
Kokebetsibah	Government	116181720	910871584				Yeka Michael		
AFA	Private		926765579				Enderase		
BirhanGuzo	Government	115155165	913359229				Kasanchis		
Miss ford	Government	115157247	960138321				Aware		
NigatuKokeb	Government	115534423	921331383				AratkiloGebreal		
Ethiopia Andinet	Government	115518711	913376993						



Subcity	Woreda	School Name	Ownership	Office	Telephone	Mobile	PoBox	E-mail	Location
6	Temesalet 2000	Temesalet 2000	Private	115150272	911910913				Aware
		Crown youth	Private	115533461	927709583				Aware
		YekaMistragChora	Government	116181768	911715470				British Embassy
		AdewaBer	Government	116673803	912040386				Signal
		Yeka Global	Private	116180197	911645191				British Embassy
		CHH	Private	116611051	917829889	31638			HaYahulet
7	Indian International	Indian International	Private	118591435	911881775	5595		<a href="mailto:ehh@ethionet.et">ehh@ethionet.et</a>	Cebena
		BiruhTesfa	Government	116632247	911365107			<a href="mailto:IIS@.et">IIS@.et</a>	Woreda 08
		Abiyot	Government	116518130	913303223				Central Shewa Hotel
		Wotatoch Genet	Government	116183562	913124316				Sholla
		TesfaBirhan	Government	116185675	912242759				Sholla
		Magic Carpet	Private	116636605	913646427				Chefe Tena tabiya
		St Michael	Private	116185542	911282416				Lem Hotel
		School of Tomorrow	Private		911677860				Lem Hotel
		Sarina	Private	911624760	116183508				Lem Hotel
		Blue Bird	Private	116623293	911603862				22 Mazoria
8	Goal	Goal	Private	911231679	913995960				Waubet Building
		Kotebe Adventist	Church	116515460	913888480	190346			
		KotebeMekanyesuse	Church	-	913001305	190020			
		Andinet international	International	116479986	920557787	1289			
		World Wide orphan foundation/1-4/	NGO	910161740	911743936	101763		<a href="mailto:worldwideorphanseth@gmail.com">worldwideorphanseth@gmail.com</a>	
		St.Michaelkotebe branch	Private	116466999	910005874	81277		<a href="mailto:St.michaelschool@yahoo.com">St.michaelschool@yahoo.com</a>	
		Mavis	Private	116466822	911017060	-			
		Cristolobe	Private	118656689	913683976	3351			
		EB No 1	Private	116463377	911431643	9998			
		Lucy	Private	116465665	911812364	12180			
		Zehagere Gellila	Private	114460986	911172337	-		<a href="mailto:Hivot-ethiopia@yahoo.com">Hivot-ethiopia@yahoo.com</a>	
		Elmo/1-3/	Private	116466677	911049458	180365			
9	Academy for excellence	Academy for excellence	Private	930100573	911456996	10721			
		Fairway	Private	116476259	921223531	-			
		YekaDebreMihretKidaneMihret	Church	116454999	913089005	-			
		World Wide orphan foundation/5-8/	NGO	910161740	911743936	101763		<a href="mailto:worldwideorphanseth@gmail.com">worldwideorphanseth@gmail.com</a>	
		Elmo/4-8/	Private	116464004	913380809	180365			
		EBNo 2	Private	118694645	939666565	9998			
		Salayish	Government	011-8389389	911056088				Salayish
		Ethio wales Global	Privet	011-6673031	930109955	7808			Salayish
		Belltower	Privet		0911-215118				Kidane Mihret
		Ethio vision	Privet		0911-487803				Giohi
		Yeametah	Privet		0913-394569				Ankorcha
		Eyor	Privet		0911-108442				Giohi
		Alab No.2	Privet		0912-216164				Ankorcha
		Selo	Privet		0911-924009				Ankorcha
Flower	Privet		0912-022087				Shed		
10	Flower	Flower	Privet						



Subcity	Woreda	School Name	Ownership	Telephone		PoBox	E-mail	Location
				Office	Mobile			
11		Hamer	private	-	913578120	-	-	Around Se lam daboo bet
		Dja/wondrad	Government	116463414	913220141	19300	-	Infront of w-11
		Beza	private	1166033072	910911538	-	-	CMC
		Ediget/ajieb	private	116601905	913602661	1316	-	Sefer genet
		Marvel	private	116464029	924373247	1478	-	Around Dja/wondrad
		Rohobot	private	-	911011451	-	-	Around Selam daboo bet
		Selam children village 1	Mission	118962040	911017085	8075	-	CMC
		Neway youth	private	116602522	911919921	14114	-	CMC
		Magnent	private	116675888	946621679	-	-	CMC
		Liziyum	Private	116602272	911728907	-	-	CMC
		Deliverance	private	-	912073186	-	-	Kotebe University College
Fresh and Green	private	1116678512	913577650	190406	-	Kotebe University College		
Hillside	private	116466940	911203834	21616	-	CMC		
Mbeteachers association	private	-	911707309	-	-	Around Slam daboo bet		
RootIndianInternational	International	116601206	911932991	27196	-	Kotebe University College		
Rigbe	private	116601935	911408325	34687	-	Kotebe University College		
Union	private	-	940346905	138	-	Kotebe University College		
School of Liboro	private	-	912164628	-	-	Selamdaboo bet akababi		
Kotebe	Government	116677859	913663545	34687	-	Kotebe University College		
Univrsal	private	-	913208269	-	-	Kotebe University College		
Apple	private	-	911310933	31526	-	Edtional Bureau /Ategeb		
Macmillan	private	-	911795555	-	-	Kotebe University College		
Selam children village 2	Mission	-	911839378	-	-	-		
12		Karallo	Government	-	-	-	-	Karallo
		Kotebe/BirhaneHiwot	Government	-	-	-	-	Denaamite
		Abado	Government	118681448	-	-	-	Abado
		Happy Village Adiet	Private	-	911210437	-	-	Happy Village
		Sefekadamy	Private	-	911481681	-	-	Mesalemiya
		E.sayam	Private	116600067	-	-	-	Mesalemiya
		Future Youth	Private	-	911959561	-	-	Sara
		Bright hope	Private	-	911348800	-	-	Karallo
		Tston	Private	-	912191045	-	-	Abado
		HH One	Private	116603423	-	-	-	Happy Village
		New Sunlight	Private	-	11682047	-	-	Karallo
Noete No.2	Private	-	911447984	-	-	Happy Village		
Mekilti No.2	Private	-	913504010	-	-	Karallo		
KatebekidanMhret	Private	116601122	-	-	-	Sara		
Abi	Private	-	911635331	-	-	Karallo		
Abniki	Private	-	912003795	-	-	Karallo		
Rekher 1	Private	-	910988415	-	-	Abado		



Subcity	Woreda	School Name	Ownership	Telephone			PoBox	E-mail	Location
				Office	Mobile				
		Eshcol	Chruch	011-6514165	09-13411524	722		Meri	
		Kipas	Private	011-6603497	09-25762192	57972		Me-Loke	
		Hana	Private	011-6601256	09-13623275	22034		Me-Loke	
		Argiti Meri	Private		09-13056758			Meri	
		Abune-Gorgorious	Private	011-8681332	09-11713061			Meri	
		School of Tomorrow	Private	011-6605584	09-11067390			Meri	
		St-Teriza	Private	011-8298274	09-10826551			Mis-Loke	
		Zagol	Private		09-11103281			Meri	
		Deliverance	Private		09-40298032			Meri	
		Vecor Special need	NGO		09-11907102			Ayat	
		YekaTaffo	Government	011-8389209	09-38038969			Taffo	
		Meri Hidase	Government	011-6601523	09-10045720			Meri	



Secondary

Sub city	Woreda	School Name	Ownership	Telephone		PoBox	E-mail	Location
				Office	Mobile			
Addis Ketema	1	Yemen Community	Non-Gov't	112777497	911884520	-	-	
	3	Dilaichin	Government	112775610	912115624	14372		Near Amanuel Hospital/church
	3	Radical	Private	118704640	930033283	81091	<a href="mailto:rdcl@gmail.com">rdcl@gmail.com</a>	Near Amanuel Hospital/church
	5	Bethel Mekan Yesus	Mission/Church	112754320	913741043	1111	----	Paster
	5	Abyssinia	Government	0112770951/52	911132649	160248		Quasmeda
	8	Yekatit 23	Government	118299735	911618901	513		Mesalemiya
	8	D/Haile Kidus Ragueel	Church	112759328	911795394	23351		Merkato
	10	Efoyta	Governmental	112804094	913019550	19340	--	Atena tera
	10	Al-Afia Kunuz	Private	112797613	911982945	50210	<a href="mailto:Learnatal-afia@gmail.com">Learnatal-afia@gmail.com</a>	Atena tera
	10	Bingham	International	0112791780/81	911195531	4937	<a href="mailto:office@bingamacademy.net">office@bingamacademy.net</a>	Atena tera
Akaki Kality		Fiawrary Abayneh Metekia	Government	114348920	913044755	1072		Kesite Demena
	1	Akaki Adventist	Mission	114340006	911472318	25		Akaki Health Center
		Akaki L'esperance	NGO	0114340284, 0114345686/87	9111760277	100713	<a href="mailto:Ncaeo@ethio.net">Ncaeo@ethio.net</a>	Kilinto Maremiya
	2	Ethio Japan	Government	0114346853/43	911804567	540CODE:1230		Akaki TEL Institution
	4	Ethio National	Private	114342093	911487774	3065		Kality Total
	6	Bulbula	Government	0114426031/2	913047207	4071036		Saris Around Zembaba Hospital
		School Of Aygoda	Private	0114404379/8	911422771	128887		Saris Around Zembaba Hospital
	7	Kality	Government	114396550	912138041			Around Cherahia Factory
		A.A Maremiya	Government		913076129			Kaliti Prison
	8	Beseka	Government	114340036				Hindoch Gibe
Arada		School Of Indiana	Private	114342400				Around Kality Total
		Tikur Ambesa	Government	115529541	-	5388	-	
		Nativity Girls	Mission	111562565	-	21794	-	
	1	Lideta Catholic	Mission	0111563399	-	22896	-	
		Lycee Franco-Ethiopia	Others	0111552173	-	1496	<a href="mailto:Lycee-addis@ethio.net.et">Lycee-addis@ethio.net.et</a>	
	2	Agazian No.3	Government	111114210	911838355			Gojam berenda
	3	Nejashi	Others	118696553	930105628	-	<a href="mailto:nejashiacadami@gmail.com">nejashiacadami@gmail.com</a>	Yohannes chirch
	4	Future Hopes	Private	111117606	911137650		<a href="mailto:futurehopeschool@gmail.com">futurehopeschool@gmail.com</a>	Sarem Hotel
		Addis Ababa Luteran	church	111111300	911104677	-	-	Ras desta hospital
		Betelhem	Government	011117129	0911993399	22693	<a href="mailto:bschool27@gmail.com">bschool27@gmail.com</a>	Semen Hotel
5	Jiva	Private	0111569903	0911017214	25414		Dejach Wube	
	Italy Community	Community	111551396	934497892	970	<a href="mailto:istitutocomprensivo.addisabebe@gmail.com">istitutocomprensivo.addisabebe@gmail.com</a>	Semen hotel	



Sub city	Woreda	School Name	Ownership	Telephone		Po Box	E-mail	Location
				Office	Mobile			
		Daj/Belay Zeleke	Government	111565246	912119554			Belay zeleke
6		Radical	Private	947800202	911140972			5 killo univeristy
		Nazreth	Mission	111112625	913032511			Around seba dereja
		Mekane Eyesus	Mission	111117664	911630463			Around 5 killo
7		Sandford International	International	0111233726/7	-	30056MA		Mimilik Hospital
		Abune Gorgorios	Private	118500128	912079345	-		Kebrena medihamalem
		Kidane Miheret	Mission	111239555	911132849	2212	Kidane.mehret.school@gmail.com	Kebrena Adebabay
8		Menbere Mengist Kidus Gebriel	Church	11123419		31674		Near Bata church
		Meskerem	Government	115502507		-		Near Bata health Center
9		Holly Trinity Cathedral	Church	111233800	911109190	81026		Behind to WCM
		Yekait 66	Government	111560727		27411.A.A		Piasa
10		Indian International	Community	111117066	-	21499.A.A	Inds.addis ababa@mail.com	Piasa
		Ayer Amba	Government	111626281				Ayer Amba
1		Character Hall Mark	private	116631041	911998911			Bole Michael
		Bole Kalehiwot	private	116260359	911176878	1036	bolekhs@gmail.com	Apartama
2		Gibson Youth	private	116613920	911168742	15564	gyaschool@hotmail.com	Near lalibela hotel&desatech
		Prestigious youth	private	116639980	911697879			Near at bole min yitebes hotel
		School of Tomorrow	private	116625839	911621466	29605		Infront of airport Gumnuk
3		British International	Foreign Community	116630707	930078070	5583		Around Hayat Hospital
4		Maria Rubatto	private	116634035	910283664	8850	Maria Rubatto@gmail.com	Be Yohaniskitifo bet gebabilo
		Dr. Hadis Alemayehu	Government	116631853	916170534	170585		Be 22 around NB building
5		Yenegew sew	private	116610233	910531940		Y.en.ed@ethionet.et	Beside woreda 5
		Gateway International	private	0116-63-01-39	911653618	3061	info@gatewayintschool.com	woreda 13
		One planet International	private		912794653			
6		Vision	private	0116- 47 74 17		27177	Vision Academy Ethiopia@gmail.com	MebratHayle
		Kidist Mariam	private	0116- 46 40 11		18490	Kms@Smuc.edu.et	MebratHayle
		Macmillan	private	0116- 29 26 41				MebratHayle
7		Gedame Citawyan	cherch	116515635	911694769			Seferu genet
		Y.R.S	private	118691908	922470116			CMC
		Fountain Of Knowledge	private	1164577413	911136539	2571110		Aletad
8		Debora	private	116679190	966935858	33024	info.@deborah school.com	Semit
		Safari	private	118691809	911469878			Semit
		Eden	private	116459272	911227686		Eden school.@.et.yonet.et	shegre
		Beshale	Government	1166791191	911631595			semit
9		Ethio Harvard	private	116464699	09 11 08 90 09			Sefera
		Deliverance	private		09 11 25 90 25			Figa
12		Bright Future	private	116292300	911875984			Medhanealem
		Embuta	PLC	116293799	912084073	90007	Embut.school@yahoo.com	Korea Hospital
13		Dibora	private	116294081	924351228	33024	Diborahschool.edu.et@yahoo.com	Mariam Akababi
		Addis International	private	116626686	913226526	62737		Ethio Air Port
		Bole Community	Government	116180043	913180649	33531		Bole Homes Akababi





Sub city	Woreda	School Name	Ownership	Telephone		PoBox	E-mail	Location
				Office	Mobile			
Gullele	14	Glory	private	118681482	913629462	Code 1000	Yoditmekeleg@gmail.com	Unity -University
		Super Holy Seviar	private	116298976	911444752	40182	Super hol @tecome.net.et	Unity -University
	1	Ethio Parent s'	private	116293473	911214314	25278code 1000	Ethio parentes'gur@ethionet.et	Unity -University
		Lem	Government	116294092	-	62245	-	Koria -hospital
	2	Entoto Amba	Government	111222531	912105417	-	-	Shiromeda
		Miskaye Hizunane Medhanialem	Church	111238635	911784123	-	-	Sidist kilo
	5	Entoto Wenglawit	Mission	111238635	912437553	-	-	Shiromeda
		Kechehe DeberseSelam	Government	0111- 57 45 52	09 11 82 71 15	24765	-	Kechehe
	7	Dil Ber	Government	111818156	911818156	-	-	Semen mezegaja
		Lazantst	Mission	112576053	-	-	-	Semen mezegaja
	8	St. merry	Mission	111565608	-	-	-	Semen mezegaja
		El-Bethel	Private	111110882	911697111	-	-	Semen mezegaja
	9	Amigonian	Private	111567299	-	-	-	Semen mezegaja
		Rufael Holisxiour	Private	111268021	911671943	80282	-	Addisu Gebeya
10	Elshaday Holy Savior	Private	112593343	9111736702	80282	-	Paulos	
	Ethio parent	Private	112593747	911092684	25278	-	Paulos	
1	Ke. Azimaach Andarge W/Giorgis	Private	112776398	911484994	1295	-	Paster	
	Merewa	Private	112595518	912434147	-	-	Paulos	
2	Sumeya	Private	112594196	911958452	16064	-	Rufael	
	School of Tomorrow	Private	112744148	911602307	29605	-	Phaulos area	
3	Enat	Private	112594444	911505669	-	-	Shegole	
	Imperial	Private	111103858	911103858	-	-	Winget	
4	Mieraf	Government	112595276	911193177	-	-	Shegole	
	Greek Community	Community	115515870	911656892	598	ges@ethionet.et	Olompia	
5	Temnga yazh	Government	114674090	911186170	-	Debshal2@gmail.com	Wetate meakel	
	Assay	public	115518807	911634841	3146	assai@ethinet.et	Shewa dabo	
6	Dandi Boru	private	115529982	937672818	699	dandiBORU@ethionet.et	Wolo sefere	
	Yeteberut	Government	114166143	9100433752	-	-	-	
7	Future Talent	private	114707161	911420109	-	-	-	
	Adey Ababa	private	114654617	-	-	-	-	
8	School of Tomorrow	private	116511871	911790525	29605	Schotom.aa@ethionet.et	Sarbet	
	Blue Bird No.8	private	114160195	913908187	8547	Arise@telecom.net.et	Bulgaria	
9	Sunny side	private	114160495	911181358	201121	Info@sunnysideeducation	Bulgaria	
	Misrak Goh	Government	-	-	-	-	Kasanchis	
10	St.Joseph	Mission	115510868	911611572	7096	sis@ethionet.et	Meskel Adebabay	
	Shimelis Habte	Government	115156157	912022185	40002	-	-	
11	Mount Olive	private	1134899	920553489	40504	Moa@et.	Ayer Tena	
	Tigat	private	113480461	913378335	-	-	Ayer Tena	
12	Joint Vision	private	113471703	920553489	-	-	Ayer Tena	
	Beteseb	private	113471700	912052483	-	-	Ayer Tena	

Sub city	Woreda	School Name	Ownership	Telephone		PoBox	E-mail	Location	
				Office	Mobile				
	2	Repiabel	private		911217733	20756	Reppi123@gmail.com	Reppi	
		Meweda	private		912052234		<a href="mailto:Mewedaacc@yahoo.com">Mewedaacc@yahoo.com</a>	Kara kore (kara kore) Reptorea	
	4	Repi	Government		113488850				
		Ayer tena	Government		118829033		Ayer tena 1974@gmail.com	Ayer tena	
		Ewketlefe	Government		01-1-37-19-08-7	911709919		Near to Total square	
	5	Akaakikalehiwot	Church		011-34-92-89-5	911828959		Ewketlefe secondary school@gmail.com	In front of woreda 05
		Merit	private		011-34-82-15-1	911131528			Ayertena square
		Tesfadirjitt	N.G.O		011-34-82-53-4	910335899			Ayertena square
		Time intrernational	Private		-	911100259			Ayertena square
		Yehmidar	Private		-	09-2273-0929			Branch of Tabotmadreya com bank bet rood
	6	Anwoliya No2	Private		011-34-96-110	913297836			Betl rood abveworeda 05
		YemaneBirhane	Government			113490678			Woyra
		Renaissance International	private			113495462			Betel
	7	Olive	private			113496363			Betel
		BikolosNur	Private		011 3490097	0920 751616			Betel Hospital
8	KeranyoMedhanealem	Government		0113 71 69 94	0911 70 98 38			K/medhanealem Church	
	ECS	Private		-	931524072			Holland Embassy	
9	Family	Private		-	911306931		<a href="mailto:leatfamily@gmail.com">leatfamily@gmail.com</a>	Mebrathail	
	Kofle	G		01-12-79-21-57		5404		Lukanda	
12	Millinum	Government			921059985			Atena Tera	
	Asko	Government		011 270 52 86				Birchiko	
13	Bashewam	private		011 280 39 34				Teroarantama	
	St.John	Church		-----		171120	Brkassuhotmail.com	Asko	
15	Awolia	Mission		112708174	911036882			Awolia	
	Africa dream	private		112730067	912860510			Awolia	
4	Dsj/balecha Abanefso	Government		118695102	929011058				
	Hidase Lideta	Government		118961661					
10	Africa Hibret	Government		118500100					
	Lebu	Government		118962403	911668282			Haile Garment	
1	Zoskales	Private		114712023	911443548			Lebu Musika et	
	Jeno	Private			910216358			Lebu Musika et	
	Neway Challenge	Private			911554515			Mebrat Haile	
	Fana	Government		118961899					
	Future Generation hope	Share Company		113211588				Around German Adebabay	
	Liza	Private		113215067				Around Hebir	
	Donbosco catholic	Mission		113210831				Around Hebir	
2	Mieraf	Private			910588601			Gemo around Fana 02	
	Gibson youth	Private		113211255				Mechanisa Around woreda 2	
	Alpha Blen	Share Company		113698021				Michael Adebabay	
3	Ewuket Lehibret	Government			911167983			Around Total	
	Spring of knowledge	Private		113717660				Around Vatican Embassy	
	Omega	Private			922579376			Around Total	



Sub city	Woreda	School Name	Ownership	Telephone		PoBox	E-mail	Location
				Office	Mobile			
Yeka	3	Bisrate Gebriel	Private	113727841				Around Bisrate Gebriel
		Cruise	Private		911170662			Around Bisrate Gebriel
		New English	Private		911856389			Ethio Medihamit Fabrica Ategeb
	4	ICS	Private	113711544				Sarmit Jerba
		School of Nation	Private	113729752	923003535	41189	<a href="mailto:SchoolofNation@gmail.com">SchoolofNation@gmail.com</a>	sar bet
	5	Mekansisa Abadir	Mosque	113202134	911232342	12693	Info.A.T.Abadirms	sar bet
		Strivers	Private		09 11 397216			Around kidane Mihret church
	6	Tiru work	Private	114703868	913312532		Tiru workyahoo.com	Around Woreda 05 health center
		Sedil Le Ethiopia	Government	1114674367	913587371	2892/1000		Around Woreda 05 office
	8	Kids New Flower	private	114669166	911458937	42336		Gofa Mebrat
		Fitawurari Lake Adgeh	Government	114167265	910321751	1032108	<a href="mailto:Fitawurarlakeadgeh@gmail.com">Fitawurarlakeadgeh@gmail.com</a>	Gofa Gebriel
	9	Fromseas	private	114703097	913064412		<a href="mailto:Fromseas@gmail.com">Fromseas@gmail.com</a>	Gofa Mebrat
		BTD	Private	114708000	912096582			
11	Frehiwot No2	Government	114424934	921405935	120258	Frehiwot No2 a g Mail com.	Saris kadisco	
	El-Bethel	private	114431447	911643875	181660		Saris Addis Sefer	
12	Falcon	private	114425353	911622832	8840	Falconacademy ethio net.et	Saris Addis Sefer	
	Typify youth	private	114707617	911244850	--	Fax0114707618	Saris Addis Sefer	
13	Sinzitro	private	114197323	911449969		<a href="mailto:Sinzitro123@gmail.com">Sinzitro123@gmail.com</a>	Hana Akababi ketema 2	
	Finota Loza	private	114195584	910545871	58834		Hana Akababi ketema 8	
2	south west Academy	private	114196591	911481338	50010	<a href="mailto:sewa@ethionet.et">sewa@ethionet.et</a>	Around Lafto view Hotel	
	Abi Info Academy	private	114193082	912064466	31563	<a href="mailto:abimfo-academy@yahoo.com">abimfo-academy@yahoo.com</a>	Lafto Awash Bank Akababi	
3	Lafto secondary	Government	114196777	911751864	122046		Around Lafto Michael	
	Ginbot 20	Government	114198066	912602661			Around 58	
4	School of indian	Private	118494567	913775783	121875	school of indian@ethio net.et	Jemo-1	
	Mark	Private		913059202			Jemo-1	
5	Southwest	Private	0118965578	911335277	50010	S.W.A @ ethio net et	Jemo-1	
	Higher-12	Government	111140296	911041561	21734		Biretdildiy	
6	YehaScience & Technology	Private	111548248	911942575	3893		Biretdildiy	
	Lemlem	Private	111140074	911612033	30744		mazoriya	
7	Kebeba-Adventist	Mission	0111-237005	938648213	14038		Kebeba	
	KokebeTsibeha	Government	116631644	911111261	850	<a href="mailto:kokebepreschool@gmail.com">kokebepreschool@gmail.com</a>	Kebeba	
8	BirhanGuzo	Government	115547365	911699574			Enderase	
	TesfaBirhan	Government	116185675	912242759			Sholla	
9	Magic Carpet	Private	116631486	911433561			Chefe.Tena.Tabiya	
	St. Michael	Private	116185542	913272524			Misrak Atekalay	
10	Andinet international	International	116479986	920557787	1289	-		
	Lucy	Private	116465665	911812364	12180	-		
10	EB	Private	116461874	911887936	9998	-		
	Milinium	Government	1116460187	911727535			KidaneMihret	



Sub city	Woreda	School Name	Ownership	Telephone		PoBox	E-mail	location
				Office	Mobile			
	11	Selam children village	Mission	116458152	911733600	8075		CMC
		Hillside	private	116466940	911204552		Hillsidepic@yahoo.com	CMC
		Magnet	private	116675801	912215062		-	CMC
	12	Karallo	Government	116601037	-	-	-	Karallo
		Katebekidanemihret	Private	116601122	-	-	-	Sara
	13	EdigetChora	Government	011-8691840	09-22578960			Taffo
		School of Tomorrow	Private	011-6605584	09-10248867	29605		Meri



## Preparatory

Sub city	Woreda	School Name	Ownership	Telephone		PoBox	E-mail	Location
				Office	Mobile			
Addis Ketema		Dilachin	Government	112775610	912115624	14372		Near Amanuel Hospital/church
	3	Radical	Private	118204640	911686727	-	<a href="mailto:rdci@gmail.com">rdci@gmail.com</a>	Paster
	5	Bethel Mekaneyesus	Mission	112752327	911976510	1111		
	7	Addis ketema	Government	112763817	911181692	1173	<a href="mailto:akps0112763811@gmail.com">akps0112763811@gmail.com</a>	Awtohis Tera
	8	D/Haile Kidus Ragueel	Church	112759328	911795394	2351		Merkatto
	10	AL-afia kunuz	Private	112797613	911982945	50210	<a href="mailto:Learnatal-afia@gmail.com">Learnatal-afia@gmail.com</a>	Atena tera
	10	Bingham	International	0112791780/81	911195531	4937	<a href="mailto:office@bingamacademy.net">office@bingamacademy.net</a>	Atena tera
		Fitawary Abayneh Metekia	Government	114348920	913044755	1072		Kestic Demena
		Akaki Adventist	Mission	114340006	911472318	25		Akaki Health Center
		Akaki L'esperance	NGO	0114340284, 0114345686/87	9111760277	100713		Kilinto Maremiya
Akaki Kaliti	4	Ethio National	Private	114342093	911487774	3065		Kality Total
	6	Bulbula	Government	0114426031/2	913047207	4071036		Saris Around Zembaba Hospital
		School Of Aygoda	Private	0114404379/8	911422771	128887		Saris Around Zembaba Hospital
	8	Derartu Tulu	Government	114343426	-	638		Akaki Kebele 08
Arada	1	Nativity Girls	Mission	0111562565	-	21794		
		Lideta Catholic Cathedral	Mission	0111563399	-	22896		
		Lycee Franco-Ethiopia	Others	0111552173	-	1496	<a href="mailto:Lycee-addis@ethio-net.et">Lycee-addis@ethio-net.et</a>	Around tikur ambesa shola
	4	W/ro Kelemework	Government	111564454	911679003	21595		
	5	Italy Community	Community	111551396	934497892	970	<a href="mailto:istitutocomprensivo.addisabebe@gmail.com">istitutocomprensivo.addisabebe@gmail.com</a>	Semen hotel
	6	Radical	Private	947800202	911140972			5 killo univeristy
		Nazareth	Mission	111112625	913032511			Around seba dereja
		Sandford International	International	0111233726/7	-	30056MA		Mimilik Hospital
	7	Abunegorios	Private	118500128	912079345			Kebena medihanialem
		Kidane Mihret	Mission	111239555	911132849	2212	<a href="mailto:Kidane.mehret.school@gmail.com">Kidane.mehret.school@gmail.com</a>	Kebena Adebabay
Bole	8	Menbere Mengist Kidus Gabriel	Church	11223419		31674		Near Bata church
	9	Dagmawi Mimilik	Government	111573642	911437921	30146		Beside to 4kilo University
		Holy Trinity Cathedral	Church	111233799	911109190	81026		Behind to WCM
	1	Bole Kaelhiwot	Private	116260359	911176878	1036	<a href="mailto:bolekhs@gmail.com">bolekhs@gmail.com</a>	Apartama
	2	Prestigious youth	Private	116639980	911697879			Near at bole min yitebes hotel
		School of Tomorrow	private	116625839	911621466	29605		Infront of airport gumruk
		Bole Preparatory	Government	0116-627183	911666582	62258		In front of Ednamall
	3	British International	Community	116630707	930078070	5583		Around Hayat Hospital
	5	Yenegew sew	Private	116610233	910531940		<a href="mailto:Yen.ed@ethionet.et">Yen.ed@ethionet.et</a>	Beside worda 5
		Vision	Private	0116-477417		27177	<a href="mailto:VisionAcademyEthiopia@gmail.com">VisionAcademyEthiopia@gmail.com</a>	MebratHayle
6	Kidist Mariam	Private	0116-464011		18490	<a href="mailto:Kms@Smuc.edu.et">Kms@Smuc.edu.et</a>	MebratHayle	
	Macmillan	Private	0116-292641				MebratHayle	
7	Gedame Citaawayan	cherch	116515635	911694769			Sefere genet	

Sub city	Woreda	School Name	Ownership	Telephone		PoBox	E-mail	Location	
				Office	Mobile				
Gullele	8	Fountain of Knowledge	Private	1164577413	911136539	2571110		Aletad	
		Debora	Private	116679190	966935858	33024	info.@deborah.school.com	Semit	
	9	Safari	Private	118691809	911469878			Semit	
		Beshale	Government	1166791191	911631595			Semit	
	12	Deliverance	Private		09 11 25 90 25			Figa	
		Bright Future	Private	116292300	911875984			medhanealem	
	13	Dibora	Private	116294081	924351228	33024	Diborahschool.edu.et@yahoo.com	Mariam Akababi	
		Addis International	Private	116626686	913226526	62737		Ethio Air Port	
	14	Glory	Private	118681482	913629462	Code 1000	Yoditmekeg@gmail.com	Unity -University	
		Super Holy sevir	Private	116298976	911444752	40182	Super hol @income .net.et	Unity -University	
		Ethio parent s'	Private	116293473	911214314	25278code 1000	Ethio parentes' gur@ethionet.et	Unity -University	
	2	Yekatit-12	Government	111224956	911945641	-	-	Sidiskilo	
		Miskaye Hizunan Medhanialem	Church	111238635	911784123	-	-	Sidiskilo	
	7	Lazarist	Mission	112576053	-	-	-	Semen mezegaja	
7	St. Merry	Mission	111565608	-	-	-	Semen mezegaja		
8	Rufael Hollisaviour	Private	111268021	911671943	80282	-	Addisu Gebeya		
9	Elshaday Holy Savior	Private	112593343		9.112E+09	80282	-		
9	Ethio parent	Private	112593747	911092684	25278	-	Paulos		
9	Kegn.Azimach Andarge W/Giorgis	Private	112776398	911484994	1295	-	Paster		
9	Sumeya	Private	112594196	911958452	16064	-	Paulos		
9	Medhanialem	Government	112593438	911151063	3623	-	Paulos		
10	Enat	Private	112594444	911505669	-	-	Shegole		
10	Imperial	Private		911103858	-	-	Wingate		
Kirkos	1	Greek Community	Community	115515870	911656892	598	gcs@ethionet.et	Olompia	
	2	Assay	Public	115518807	911634841	3146	assai@ethinet.et	Shewa dabo	
	3	Dandi Boru	Private	115529982	937672818	699	dandibonu@ethinet.et	Wolo sefere	
		Future Talent	Private	114707161	911420109				
	4	Adey Abeba	Private	114654617					
		Abyot Kirs	Government	114167508	914478795	4936	-	-	
	5	Sunny Side	Private	114160495	911181358	201121	Info@summysideeducation	Bulgaria	
	9	St.Joseph	Mission	115510868	911611572	7096	sjs@ethionet.et	Meskel Adebabay	
	Kofe	1	Mount Olive	Private	1134899	912052483	40504	Moaa@st.	Ayer Tena
		2	BetesebAcadamy	Private	113471700	912052483	-	-	Gerar
Meweda		Private		912052234		Mewedaacc@yahoo.com	<b>Kara kore</b>		
3	Atlas Primary	Private	113481557	911570144			RepiAkababi (kara kore)		



Sub city	Woreda	School Name	Ownership	Telephone		PoBox	E-mail	location
				Office	Mobile			
Lideta	4	Ayer tena	Government	118829033			Ayer tena1974@.g.mail.com	Ayer tena
		Alfa keraniyo	Private	113498816		464 Code 1033		Ayer tenaAlem bank
		Yetiuledesia	Share		911205003	59015		Ayer tenaAlem bank
		yehmidar	private		09-2273-0929			
		Merit	Private	011-34-82-15-1	011-34-82-15-1			
		Time International	Private	09-11-10-02-59	09-11-10-02-59			
		BikolosNur	Private	011 3490097	0920 751616			
		KeraniyoMedhantealem	Government	0113 71 69 94	0911 70 98 38			Betel Hospital
		Family school	Private	-	911306931		learatfamily@gmail.com	K/medhanialem Church
		Family school	Private	-	911306931		learatfamily@gmail.com	Mebrathail
		Millinium	Government		921059985			Atena Tera
		Bashewam	private	011 280 39 34				Teroatramenia
		St.John	Church	-----	911036882	171120	Brkassuhotmail.com	Asko
		Awolia	Mission	112708174	912860510			Awolia
		Africa dream	private	112730067	929011058			Awolia
Nifas Silk Lafo	4	Dej/balecha Abanefso	Government	118695102				
		Neway Challenge	Private	114712023	911554515			Mebrat Haile
		Zoskales	Private	118962403	911443548			Lebu Kebele
		Gibson youth	Private	113211255				
		Future Generation hope	Government	113211588				
		Liza	Private	113215067				
		Dombosco catholic	Mission	118307421				
		Higher 23	Government		91184952			
		Spring of knowledge	Private	113717660				Around Bisrate Gebriel
		Omega	Private		922579376			Around Vaitican Embassy
		Bisrate Gebriel	Private	113727841				Around Total
		Cruise	Private		911170662			Around Bisrate Gebriel
		New English	Private		911856389			Around Bisrate Gebriel
		ICS	Private	113711544				Ethio Medihanit febrica Ategeb
		School of Nation	Private	113729752	923003535	41189	SchoolofNation@gmail.com	Samit Jerba
Mekamisa Abadir	Mosque	113202134	911232342	12693	Info.A.T.Abadirms	sar bet		
Kids New Flower	Private	114669166	911458937	42336		sar bet		
Frehiwot No2	Government	114424934	921405935	120258		Gofa Mebrat		
El-Bethel	private	114431447	911643875	181660		Saris kadisco		
Falcon	private	114425353	911622832	8840		Saris Addis Sefer		
Typify	private	114707617	911244850			Saris Addis Sefer		
South west	private	114196591	911481338	50010		Around Lafo view Hotel		
Abi Info	private	114193082	912064466	31563		Lafo Awash Bank Akababi		
Ginbot 20	Government	114198066	912602661	122046		Around 58		
Southwest(jemo)	Private	0118965557/8	913335277	50010		Jemo-1		



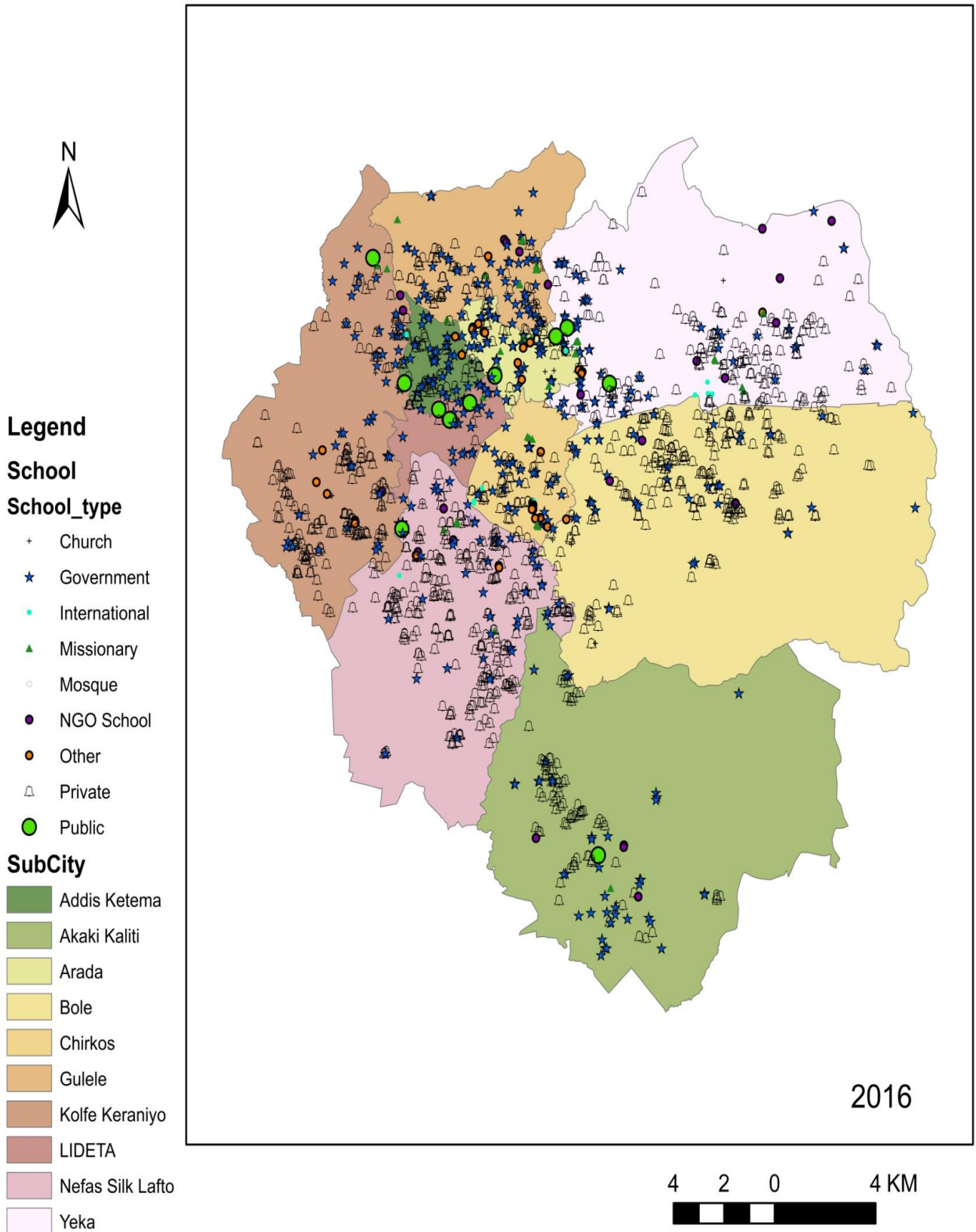
Sub city	Woreda	School Name	Ownership	Telephone		PoBox	E-mail	Location
				Office	Mobile			
Yeka	2	YehaScience & Technology	Private	111548248	911942575	3893		Bireddiid
	2	Lemlem	Private	111140074	911612033	30744		mazoriya
	5	Kokebe isibeha	Government	116631644	911111261	850	kokebeseepschool@gmail.com	kobena
	8	Magic Carpet	Private	116631486	911433561			Chefe Tena Tabiya
		St. Michael	Private	116185542	913272524			Misrak Atekalay
	9	Andinet international	International	116479986	920557787	1289	-	
		Lucy	Private	116465665	911812364	12180	-	
		EB	Private	116461874	911887936	9998	-	
	11	Dja/wondrad	Government	116456197	911144308	30150	-	In front of W-11
		Hillside	Private	116466940	911204552		Hilsideple@yahoo.com	CMC
		Magnet	Private	116675801	912215062		-	CMC
	13	School of Tomorrow	Private	011-6605584	09-10248867	29605		Meri





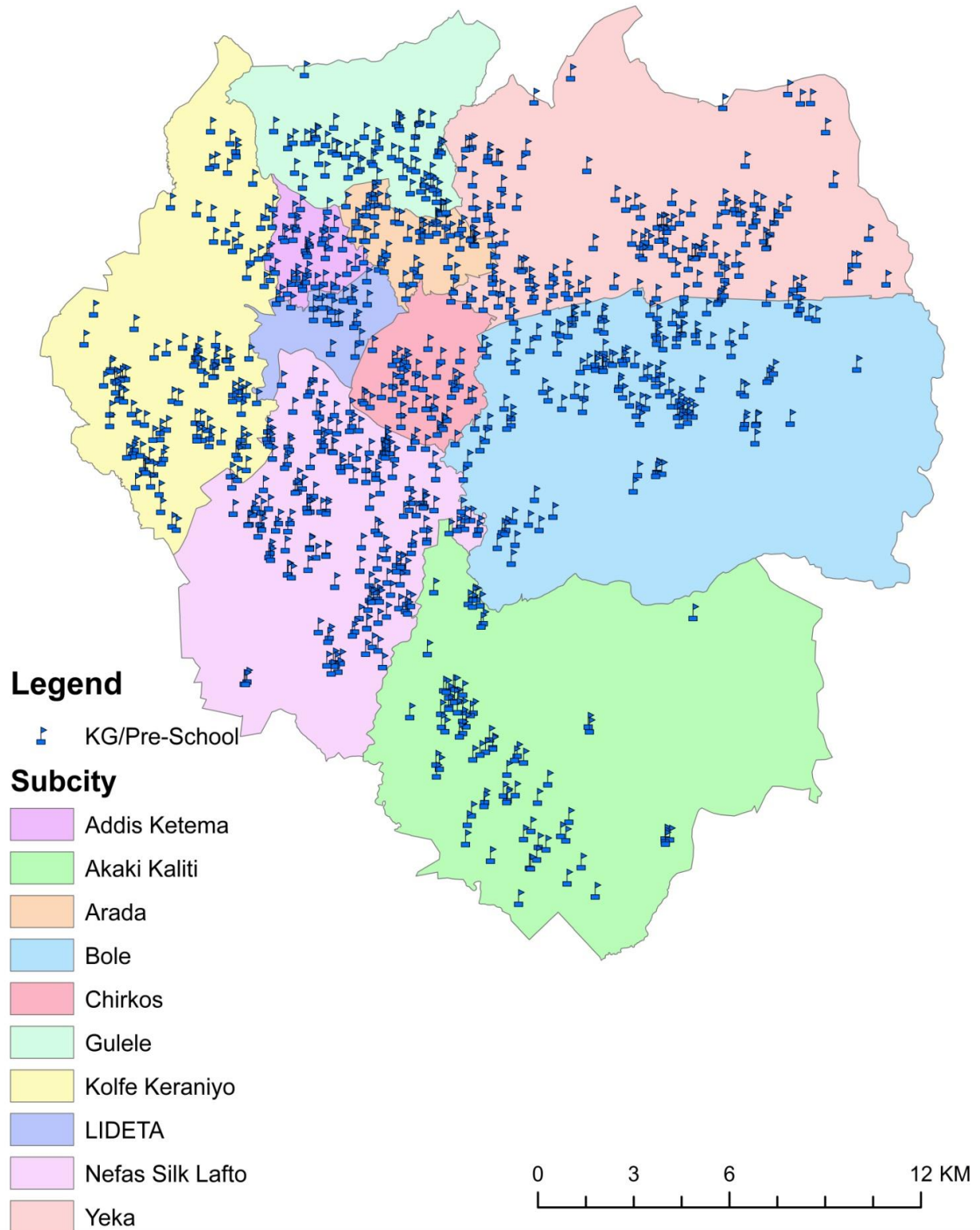
# City Government of Addis Ababa Education Bureau

## Distribution of All School by Ownership



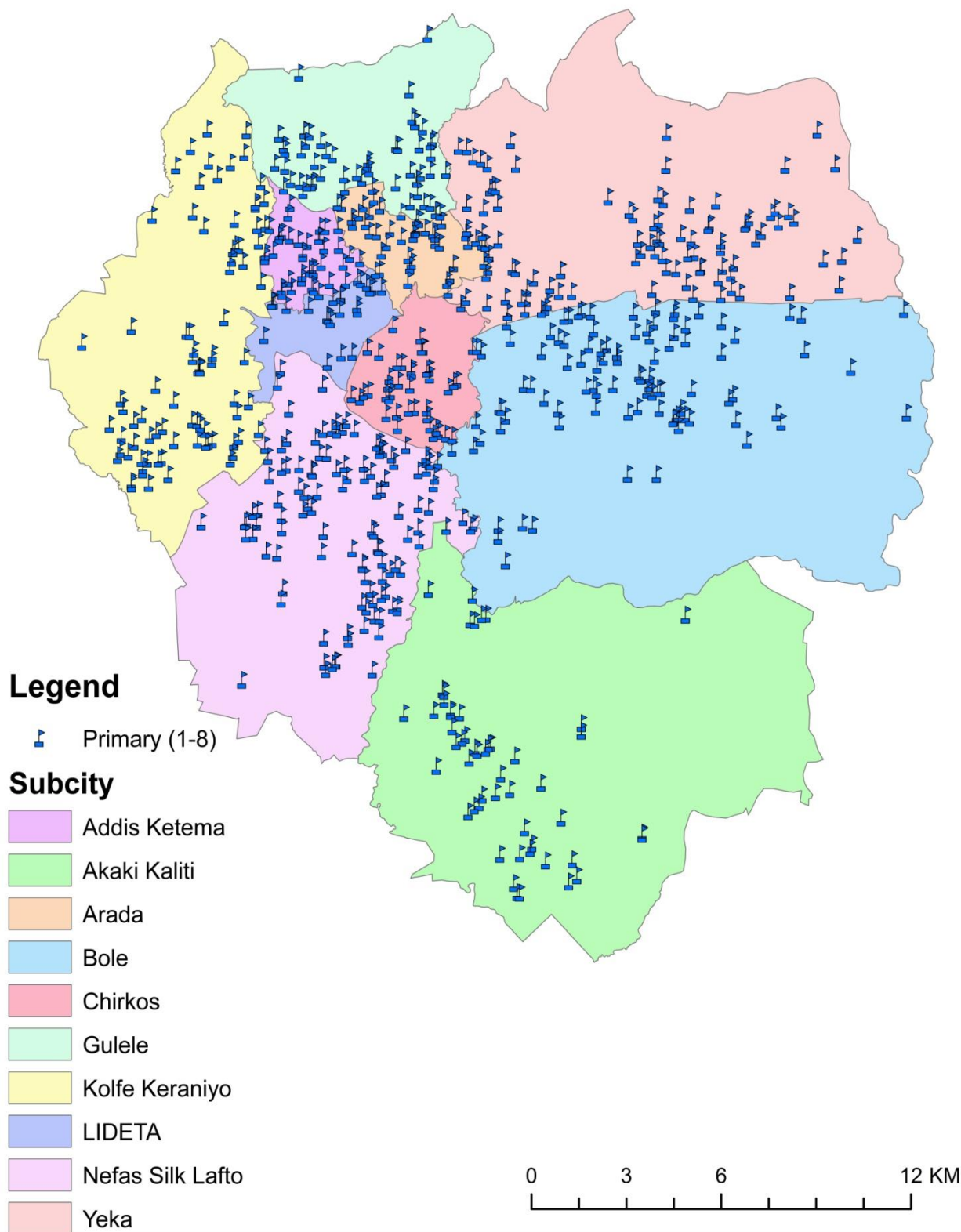
# City Government of Addis Ababa Education Bureau

## Distribution of All KG School



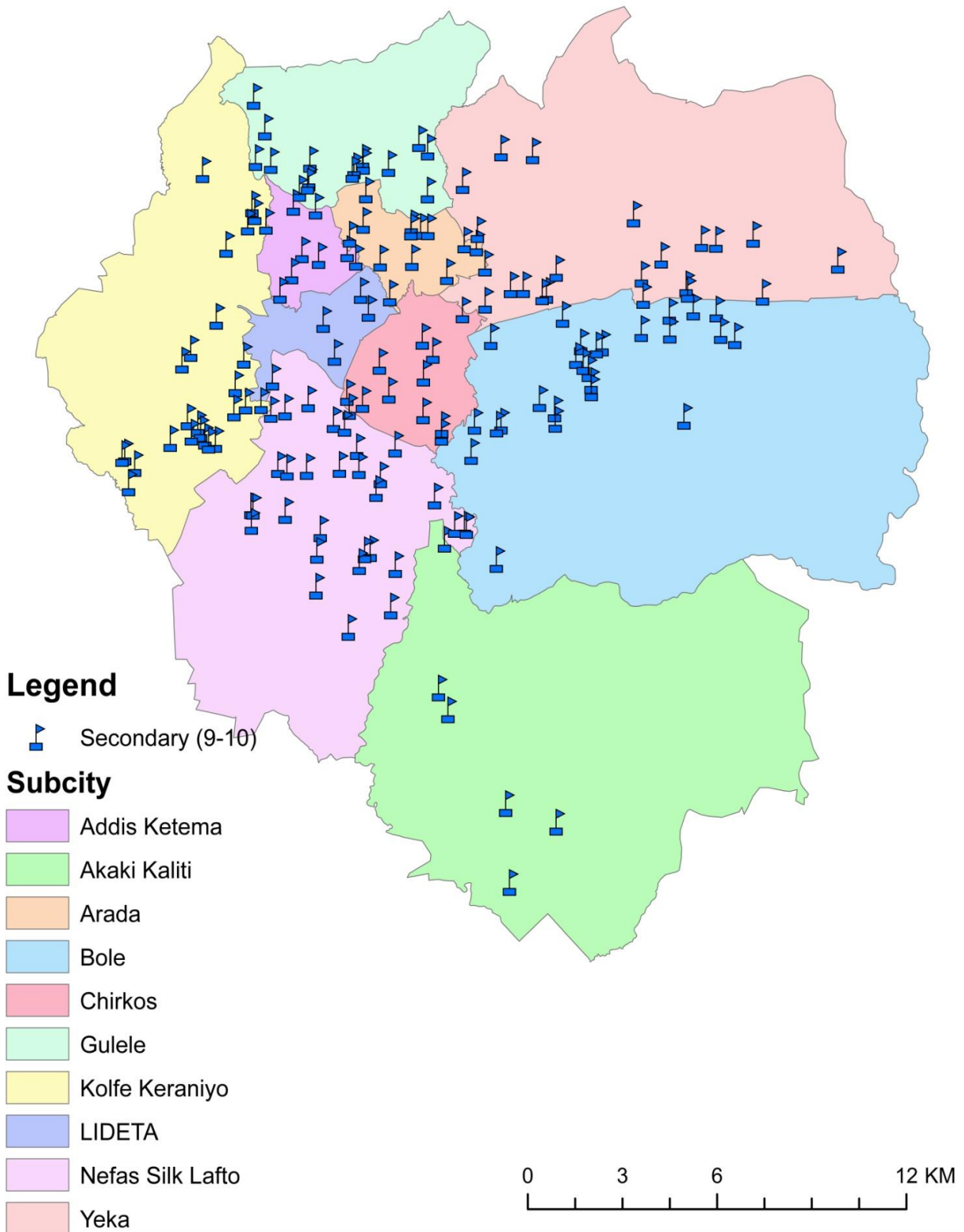
# City Government of Addis Ababa Education Bureau

## Distribution of All Primary School



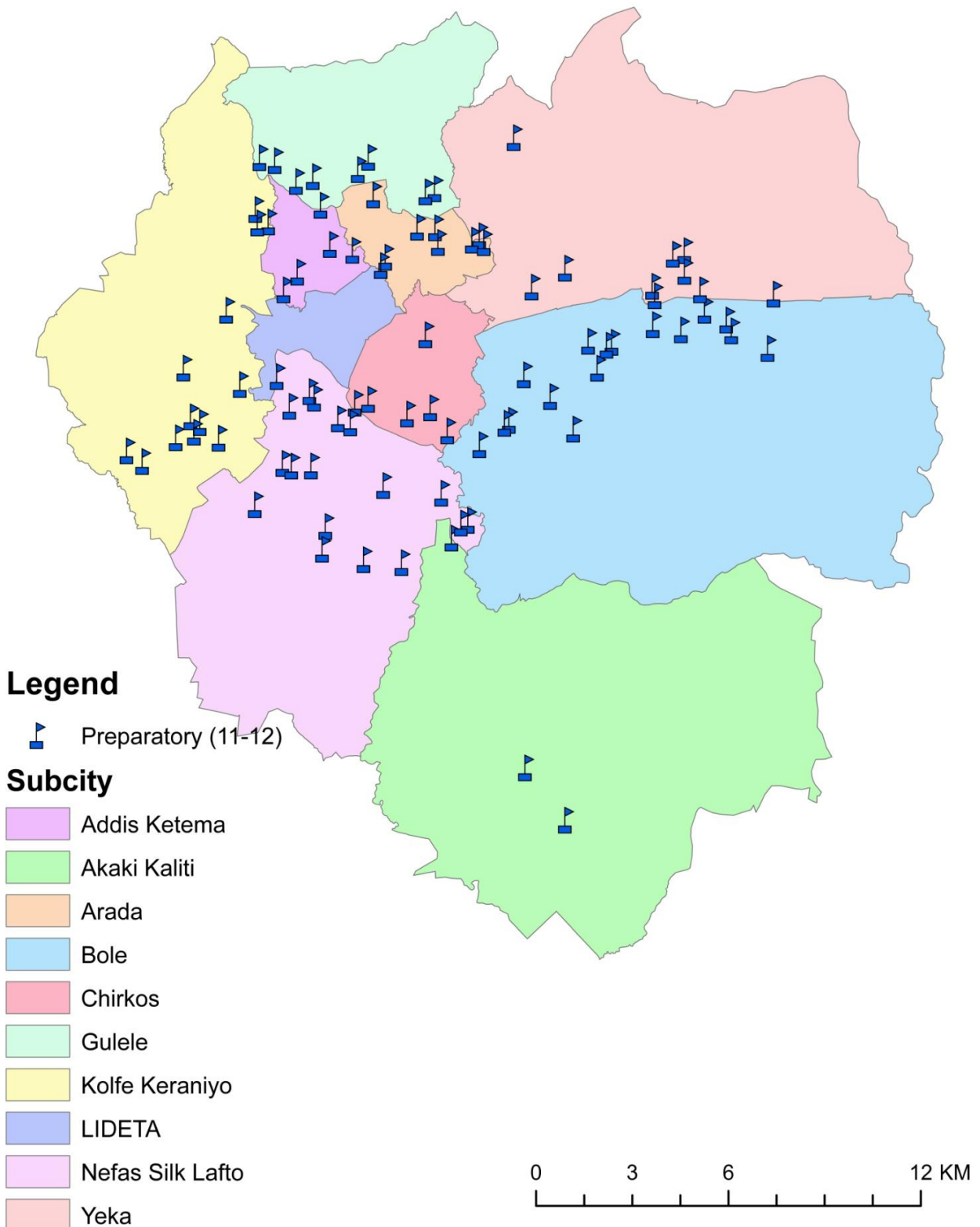
# City Government of Addis Ababa Education Bureau

## Distribution of All Secondary School



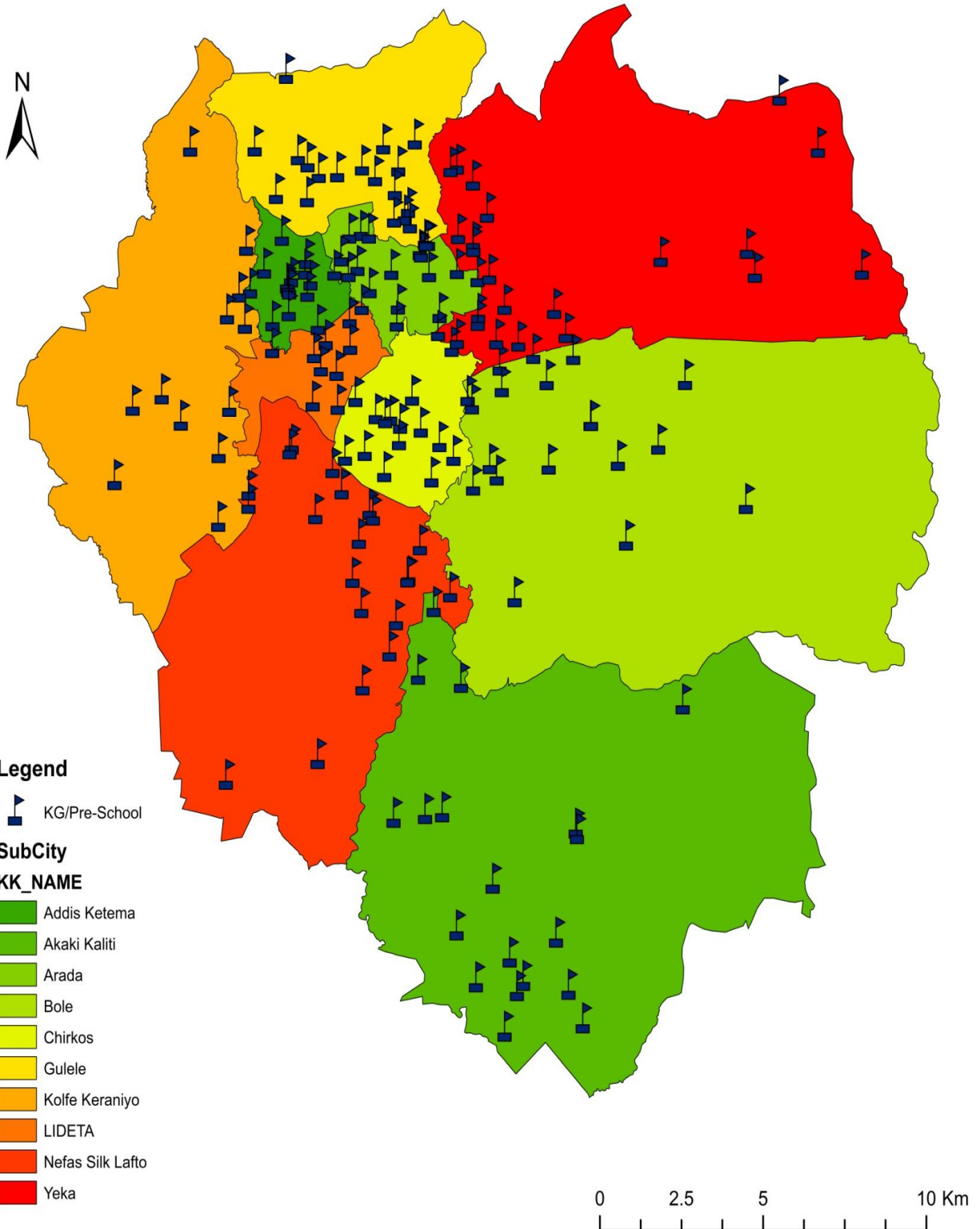
# City Government of Addis Ababa Education Bureau

## Distribution of All Preparatory School



# City Government of Addis Ababa Education Bureau

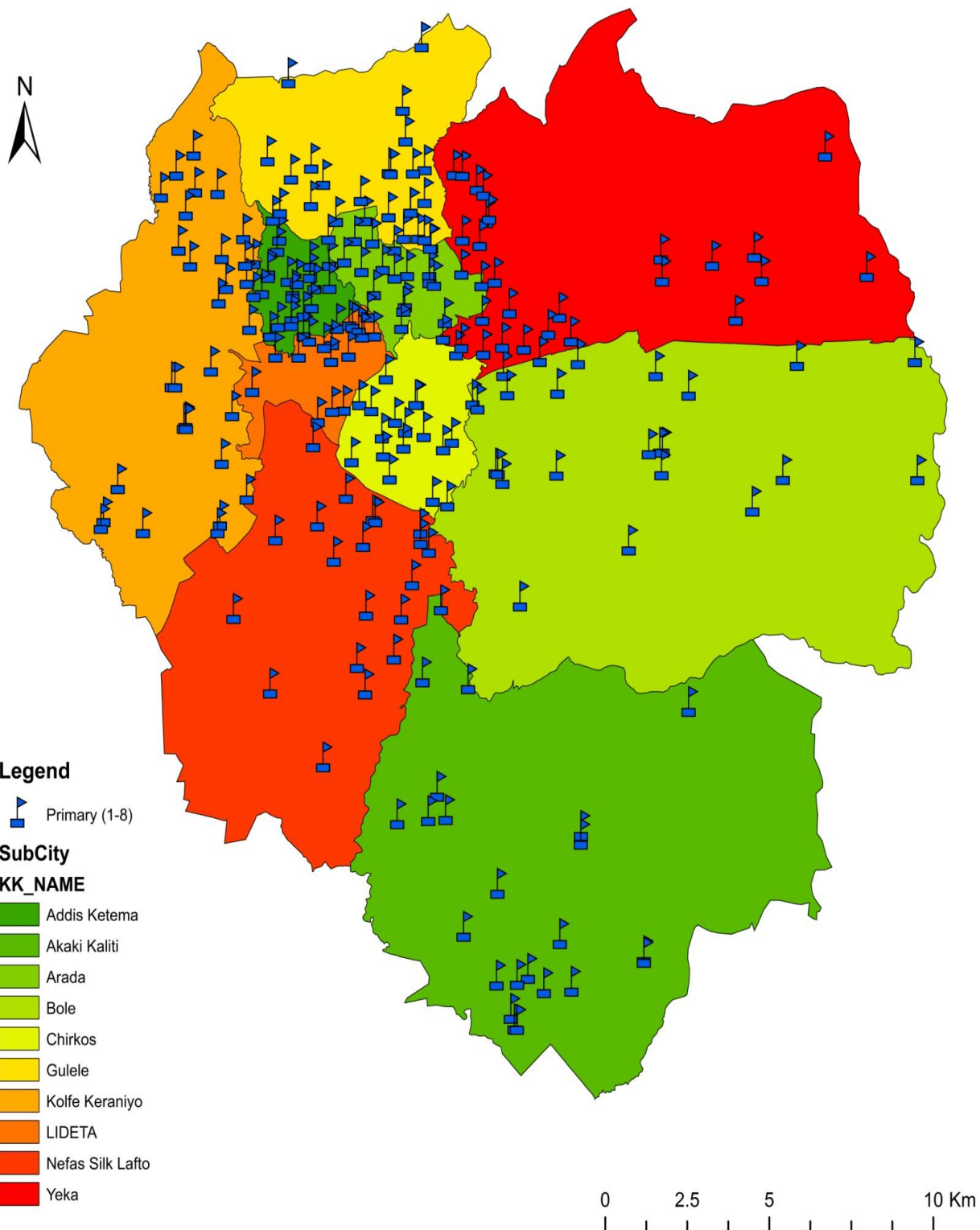
## Distribution of Government KG School



2016

# City Government of Addis Ababa Education Bureau

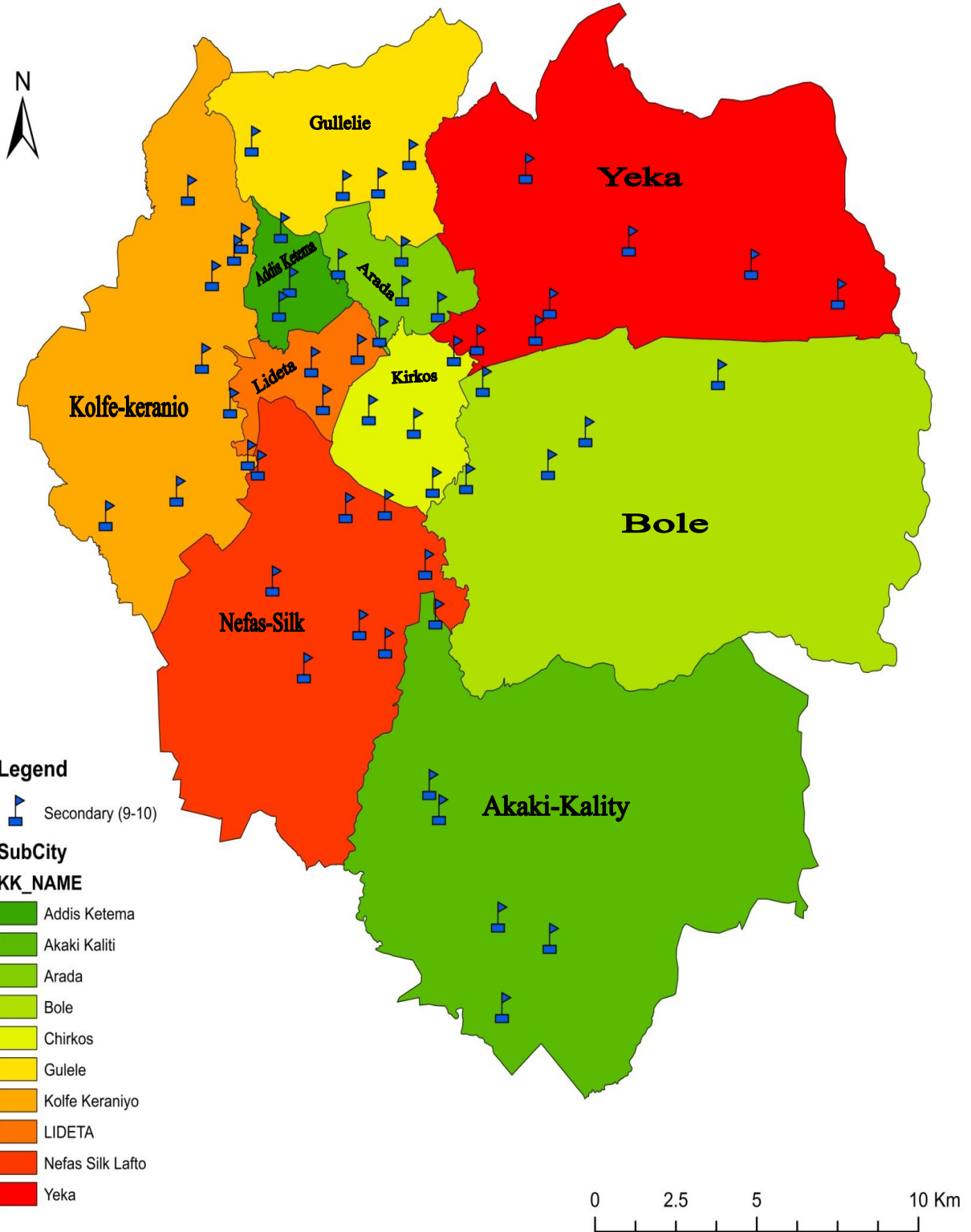
## Distribution of Government Primary School



2016

# City Government of Addis Ababa Education Bureau

## Distribution of Government Secondary School

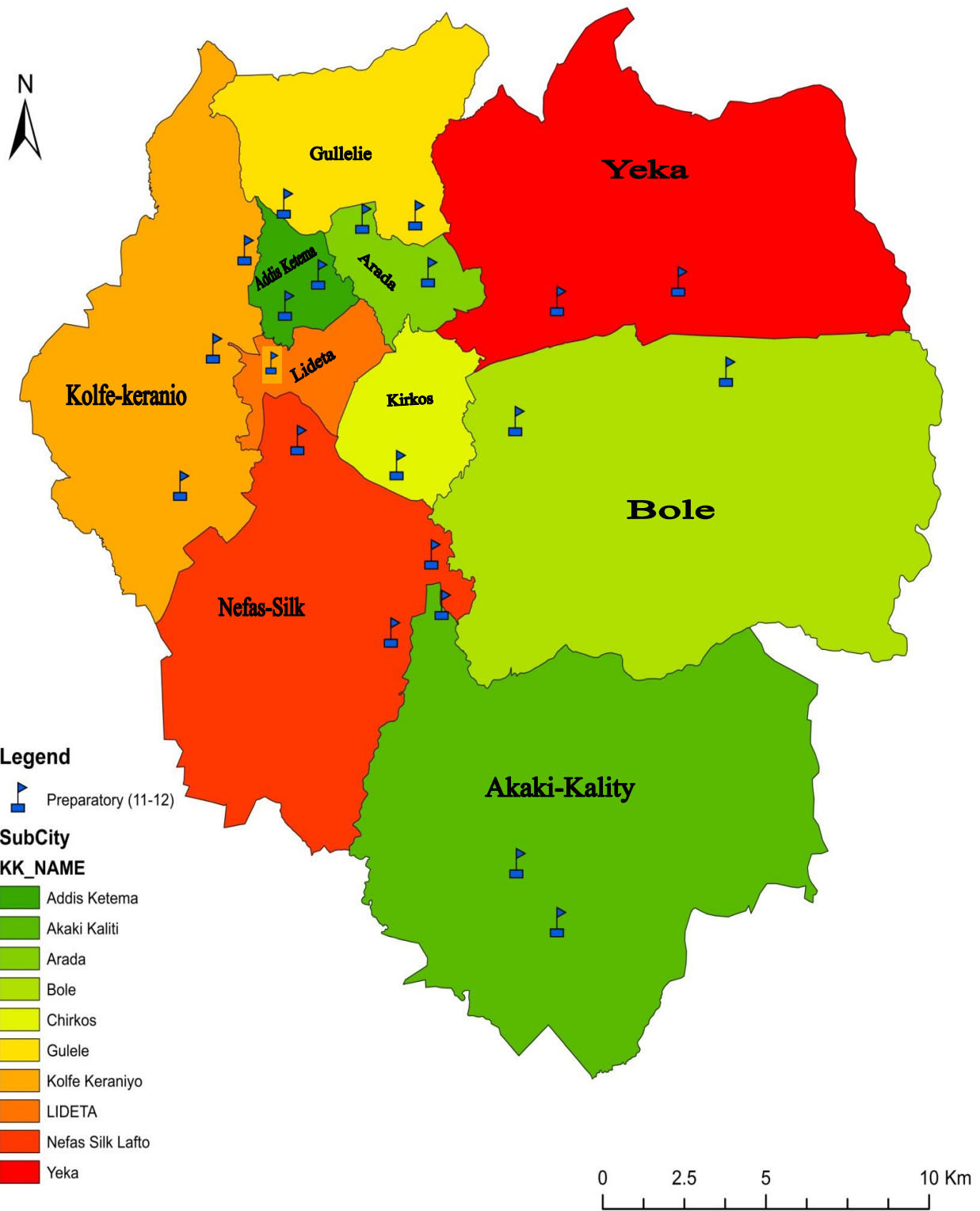


2016



# City Government of Addis Ababa Education Bureau

## Distribution of Government Preparatory School



2016